



US00D462554S

(12) **United States Design Patent**
Fuchs

(10) **Patent No.:** **US D462,554 S**

(45) **Date of Patent:** **** Sep. 10, 2002**

(54) **CASTING FOR A FIXTURE**

(75) Inventor: **Thomas P Fuchs**, New York, NY (US)

(73) Assignee: **Allied Brass Mfg. Co., Inc.**, New York, NY (US)

(**) Term: **14 Years**

(21) Appl. No.: **29/140,717**

(22) Filed: **Apr. 24, 2001**

(51) **LOC (7) Cl.** **06-04**

(52) **U.S. Cl.** **D6/550; D8/352**

(58) **Field of Search** D6/524, 527, 550;
D8/350, 352, 363, 373; 16/DIG. 4, DIG. 40,
11 R; 292/357; 174/66

(56) **References Cited**

U.S. PATENT DOCUMENTS

D305,863 S	*	2/1990	Gresens et al.	D8/352
5,026,012 A	*	6/1991	Wang	D8/352 X
D361,006 S	*	8/1995	Sharpe	D6/524
D373,844 S	*	9/1996	Miranda	D8/352 X
D405,995 S	*	2/1999	Harris	D6/524
D431,948 S	*	10/2000	Chen	D6/524
D439,087 S	*	3/2001	Fuchs	D6/524
D453,433 S	*	2/2002	Gilbert et al.	D6/524

OTHER PUBLICATIONS

Donner Bath Furnishings: 1996©, "Residential and Commercial Full Line Catalog"; 2 pages.

Gatco—1996©, "Fashion Bath Hardware"; 2 pages.

* cited by examiner

Primary Examiner—Brian N. Vinson

(74) *Attorney, Agent, or Firm*—Pennie & Edmonds LLP

(57) **CLAIM**

The ornamental design for a casting for a fixture, as shown and described.

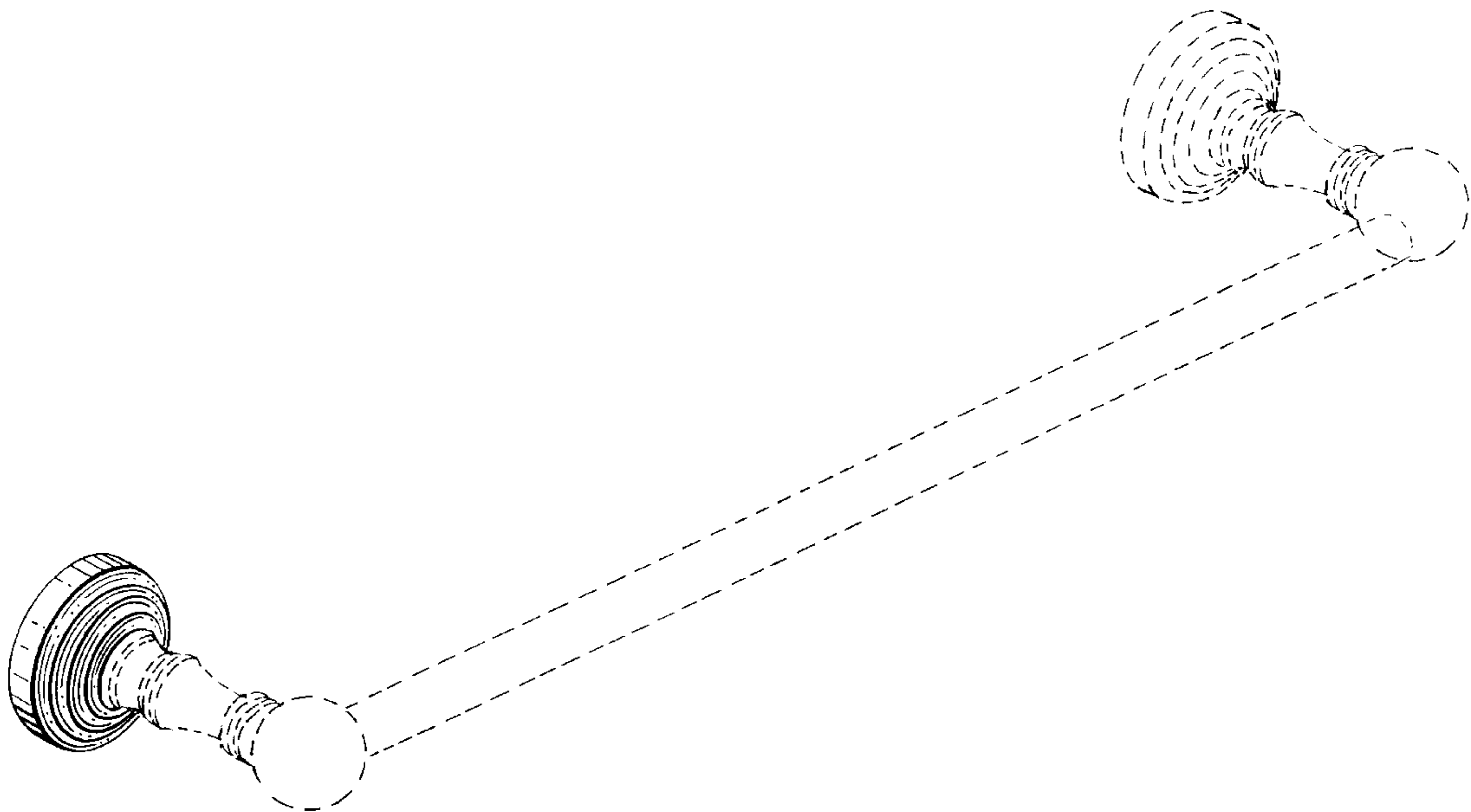
DESCRIPTION

FIG. 1 is a perspective view of a casting for a fixture according to the present invention, an exemplary fixture attached thereto being shown in broken lines for illustrative environmental purposes only and thus not forming a part of the claimed design;

FIG. 2 is a top plan view thereof, the bottom plan view being plain and unornamented and thus not forming part of the claimed design; and,

FIG. 3 is a side elevational view thereof, all sides being substantially symmetrical.

1 Claim, 2 Drawing Sheets



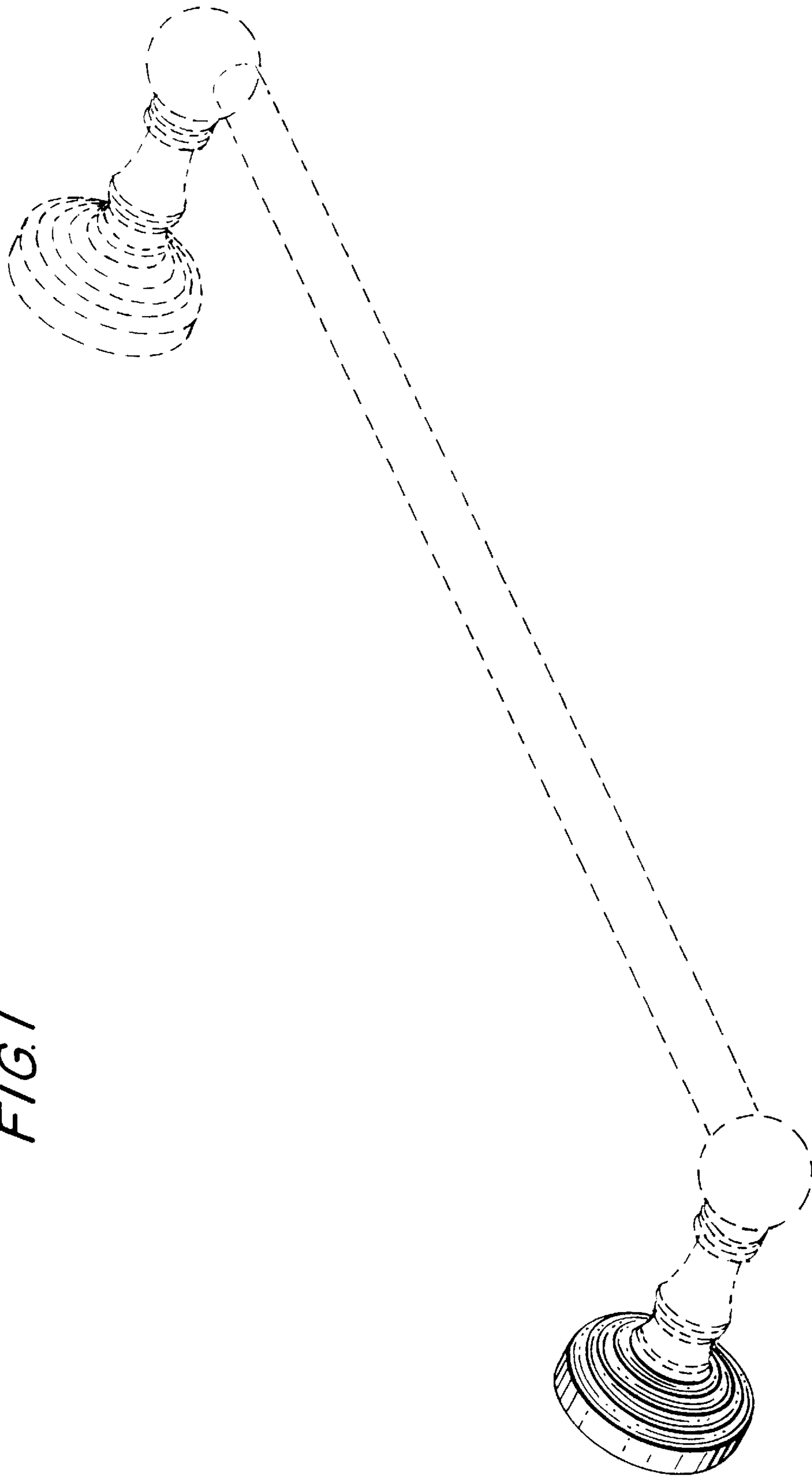


FIG. 1

FIG. 3




FIG. 2

