



US00D462546S

(12) **United States Design Patent**  
**Vaaler**

(10) **Patent No.:** **US D462,546 S**

(45) **Date of Patent:** **\*\* Sep. 10, 2002**

(54) **TABLE**

D455,579 S \* 4/2002 Vaaler ..... D6/480

(75) Inventor: **Lawrence I. Vaaler**, Lenoir, NC (US)

(73) Assignee: **Bernhardt, L.L.C.**, Lenoir, NC (US)

(\*\*) Term: **14 Years**

(21) Appl. No.: **29/149,691**

(22) Filed: **Oct. 15, 2001**

(51) **LOC (7) Cl.** ..... **06-03**

(52) **U.S. Cl.** ..... **D6/484**

(58) **Field of Search** ..... D6/480-489, 495-499,  
D6/451, 511; 108/153.1, 155, 156, 157,  
161; 248/188, 188.1, 188.8

(56) **References Cited**

**U.S. PATENT DOCUMENTS**

D385,440 S	*	10/1997	Pratt	.....	D6/484
D438,032 S	*	2/2001	Cain	.....	D6/484
D445,607 S	*	7/2001	OHare et al.	.....	D6/480
D445,610 S	*	7/2001	OHare et al.	.....	D6/484

**OTHER PUBLICATIONS**

Photocopy of a buffet; author unknown, undated.

Photocopy of a bed and chest; author unknown, undated.

\* cited by examiner

*Primary Examiner*—Janice E. Seeger

(74) *Attorney, Agent, or Firm*—MacCord Mason PLLC

(57) **CLAIM**

The ornamental design for a table, as shown and described.

**DESCRIPTION**


FIG. 1 is a left front perspective view of a table showing my new design;

FIG. 2 is a front view thereof;

FIG. 3 is a end view, the opposite end being a mirror image thereof; and,

FIG. 4 is a top view thereof.

**1 Claim, 4 Drawing Sheets**






FIG. 1




FIG. 2




FIG. 3




FIG. 4