



US00D462544S

(12) **United States Design Patent**
De Blaay

(10) **Patent No.:** **US D462,544 S**

(45) **Date of Patent:** **** Sep. 10, 2002**

(54) **BUFFET AND CHINA CABINET**

(75) Inventor: **William E. De Blaay**, Manlius, NY
(US)

(73) Assignee: **L. & J. G. Stickley, Inc.**, Manlius, NY
(US)

(**) Term: **14 Years**

(21) Appl. No.: **29/153,836**

(22) Filed: **Jan. 11, 2002**

(51) **LOC (7) Cl.** **06-04**

(52) **U.S. Cl.** **D6/470; D6/439**

(58) **Field of Search** D6/436, 437-439,
D6/445-447, 470; 312/114, 117, 204, 224

(56) **References Cited**

U.S. PATENT DOCUMENTS

D357,598 S	*	4/1995	Keller	D6/438
D372,139 S	*	7/1996	Walters, III et al.	D6/438
D401,441 S	*	11/1998	Blaay	D6/438
D434,249 S	*	11/2000	Cain	D6/438

OTHER PUBLICATIONS

Thomasville, American Revival, China Hutch, p. 18, 1994/1995.*

Furniture Today, Stickley China hutch, p. 197, Oct. 21, 1996.*

* cited by examiner

Primary Examiner—Cathron C. Brooks

(74) *Attorney, Agent, or Firm*—Bernhard P. Molldrem, Jr.

(57) **CLAIM**

The ornamental design for a buffet and china cabinet, as shown and described.

DESCRIPTION

FIG. 1 is a front elevational view of a buffet and china cabinet according to one embodiment of my new design.


FIG. 2 is a top plan view thereof.

FIG. 3 is a right side elevation thereof, the left side elevation being a mirror image.

FIG. 4 is a front elevational view of another embodiment, the only differences between the two embodiments being those shown in FIGS. 4 and 5; and,

FIG. 5 is a top plan view thereof.

1 Claim, 2 Drawing Sheets



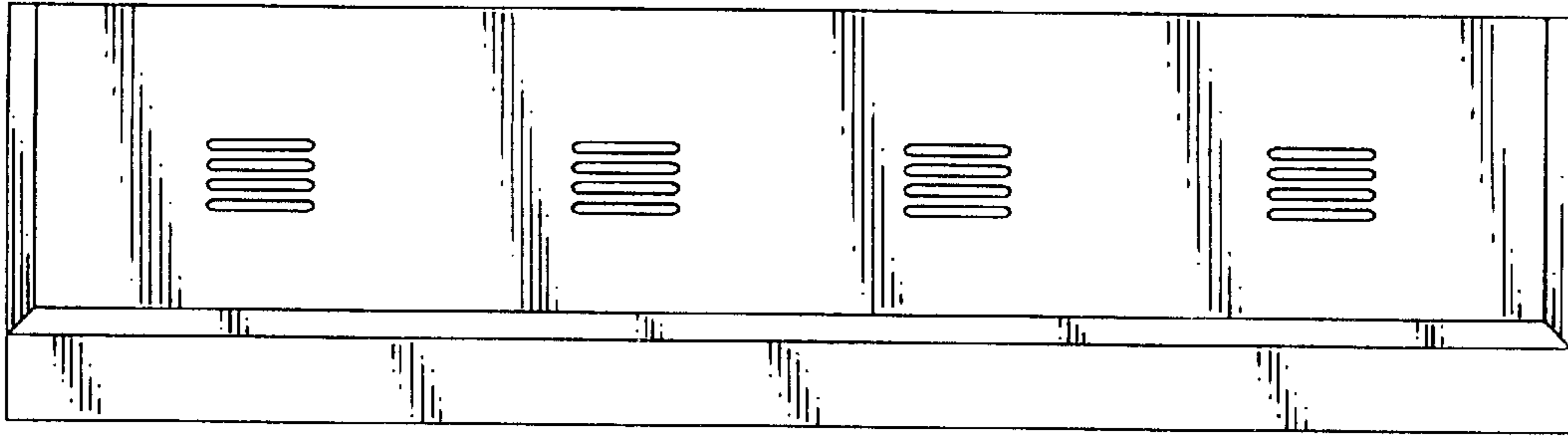


FIG. 2




FIG. 1

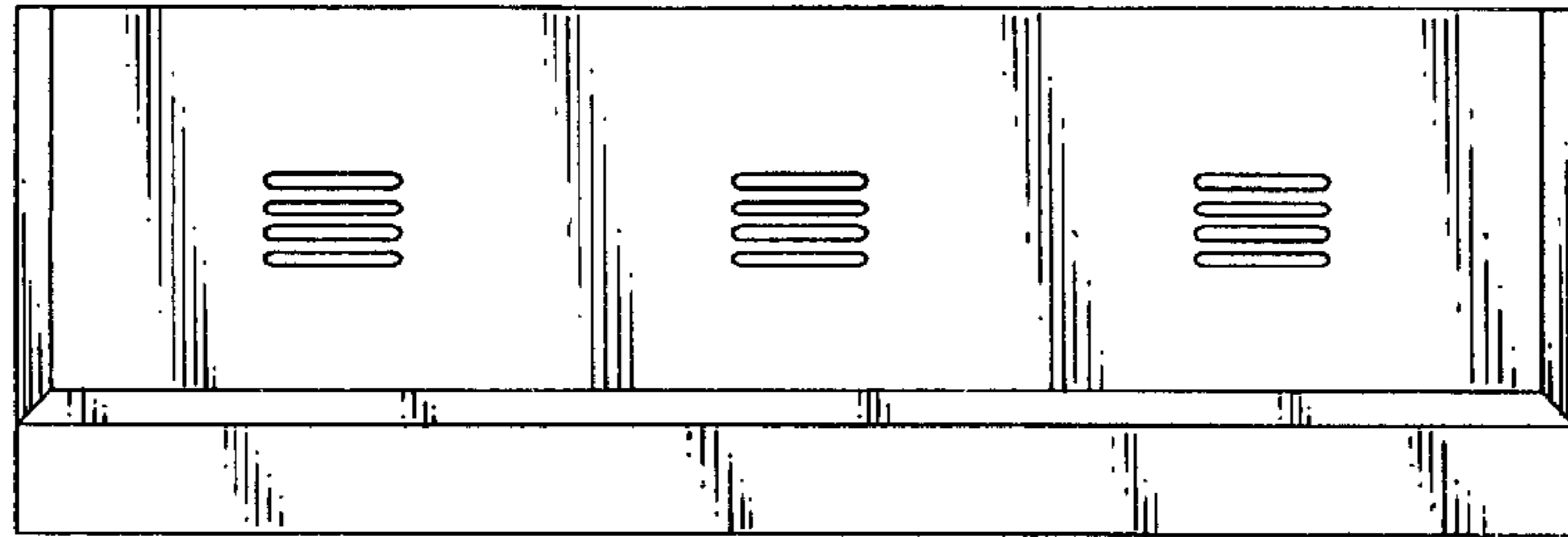


FIG. 5




FIG. 4

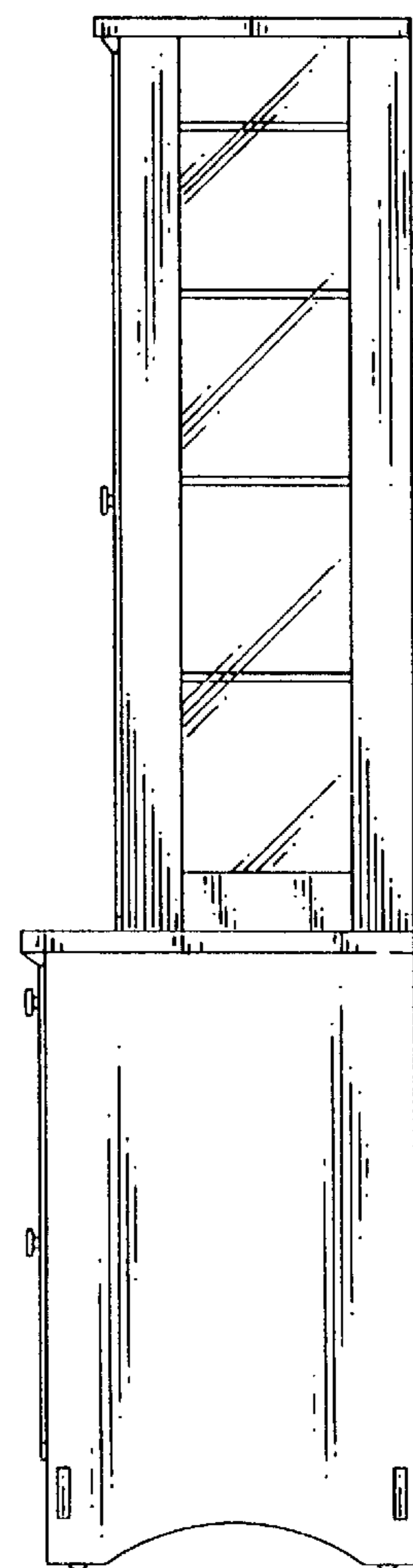


FIG. 3