



US00D462543S

(12) **United States Design Patent** (10) **Patent No.:** **US D462,543 S**
Childers (45) **Date of Patent:** **** Sep. 10, 2002**

(54) **DISPLAY RACK**

(75) Inventor: **Robert L. Childers**, Fitchburg, WI (US)

(73) Assignee: **Gressco Ltd.**, Waunakee, WI (US)

(**) Term: **14 Years**

(21) Appl. No.: **29/125,913**

(22) Filed: **Jul. 5, 2000**

(51) **LOC (7) Cl.** **06-04**

(52) **U.S. Cl.** **D6/461**

(58) **Field of Search** D6/407, 449, 454, D6/455, 456, 474, 477, 478, 479, 629, 630, 461; 108/59, 60, 91, 92, 94, 95; 211/42, 43, 99.1, 58, 70, 163, 166

(56) **References Cited**

U.S. PATENT DOCUMENTS

D161,333 S	*	12/1950	Gooken	D6/455
D233,379 S	*	10/1974	Hudson et al.	D6/461
3,844,230 A	*	10/1974	Hudson et al.	108/60
D234,169 S	*	1/1975	Hudson et al.	D6/461
D234,176 S	*	1/1975	Hudson et al.	D6/461
D239,346 S	*	3/1976	Scherzer et al.	D6/461
D240,098 S	*	6/1976	Juhlin	D6/455

D247,530 S	*	3/1978	Edwards, Jr.	D6/461
4,193,351 A	*	3/1980	Belokin, Jr.	108/59
D306,380 S	*	3/1990	Kemble	D6/478
D316,643 S		5/1991	Cheetham		
D337,219 S	*	7/1993	Dokoupil et al.	D6/457
D358,279 S	*	5/1995	Ackley et al.	D6/461

* cited by examiner

Primary Examiner—Cathron C. Brooks

(74) *Attorney, Agent, or Firm*—Michael Best & Friedrich LLP

(57) **CLAIM**

The ornamental design for a display rack, as shown and described.

DESCRIPTION

FIG. 1 is a side elevational view of a display rack showing my new design;
 FIG. 2 is a perspective view of the display rack of FIG. 1; and,
 FIG. 3 is an enlarged exploded perspective view of a portion of the display rack of FIG. 1, shown separately for the convenience of illustration.
 The broken lines shown are for illustrative purposes only and form no part of the claimed design.

1 Claim, 3 Drawing Sheets

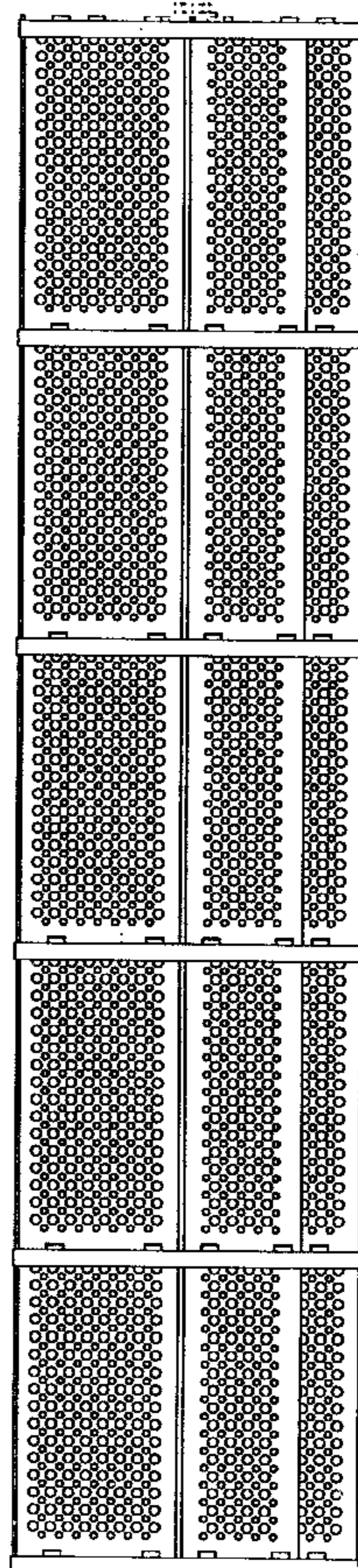


FIG. 1




FIG. 2

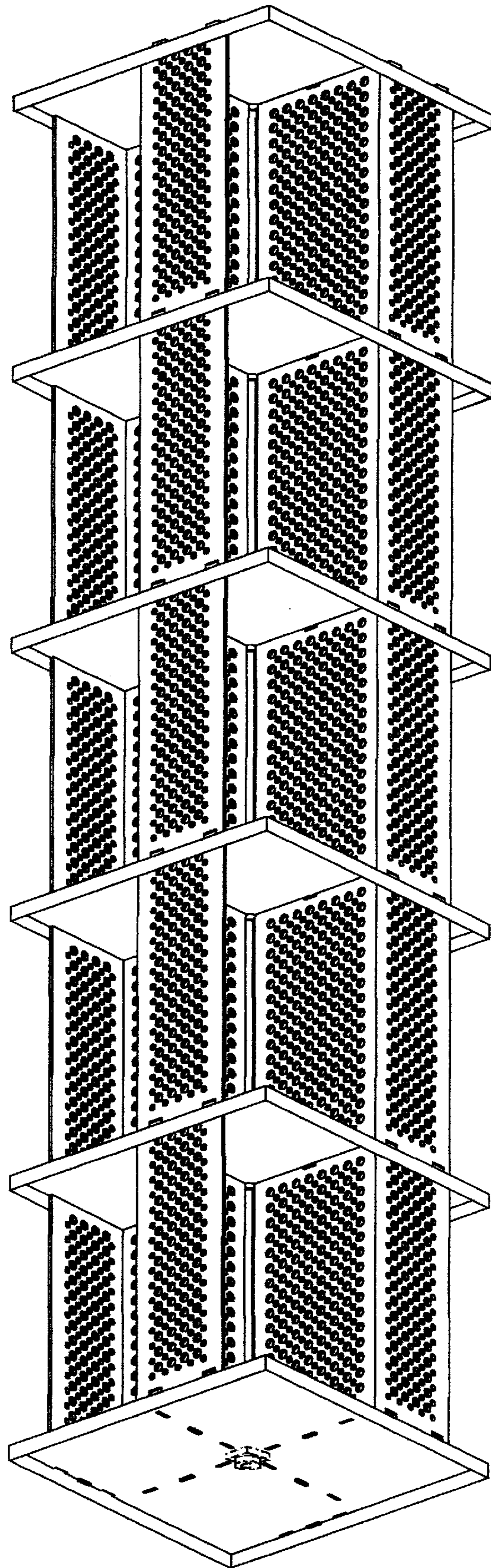


FIG. 3

