



US00D462537S

(12) **United States Design Patent**  
**Werner**

(10) **Patent No.:** **US D462,537 S**

(45) **Date of Patent:** **\*\* Sep. 10, 2002**

(54) **SEAT**  
(75) **Inventor:** **Christian Werner, Hollenstedt/Appel**  
(DE)

(73) **Assignee:** **Roset S.A. (FR)**

(\*\*) **Term:** **14 Years**

(21) **Appl. No.:** **29/144,366**

(22) **Filed:** **Jun. 29, 2001**

(30) **Foreign Application Priority Data**

Jan. 9, 2001 (XH) ..... DM/054 614

(51) **LOC (7) Cl.** ..... **06-01**

(52) **U.S. Cl.** ..... **D6/375**

(58) **Field of Search** ..... D6/334, 335, 344,  
D6/348, 364, 365, 366, 367, 375, 500,  
501, 502; 297/445.1

(56) **References Cited**

**U.S. PATENT DOCUMENTS**

D200,308 S \* 2/1965 Klausen ..... D6/366

3,751,109 A \* 8/1973 Dufton ..... 297/445.1  
D326,958 S \* 6/1992 Royle et al. .... D6/348  
D448,942 S \* 10/2001 Mourque ..... D6/375

\* cited by examiner

*Primary Examiner*—Gary D. Watson

(74) *Attorney, Agent, or Firm*—Cantor Colburn LLP

(57) **CLAIM**

The ornamental design for a seat, as shown and described.

**DESCRIPTION**

FIG. 1 is a front and side perspective view of the seat, showing my new design;

FIG. 2 is a front elevational view thereof;

FIG. 3 is a side elevational view, the side opposite to that shown in FIG. 3 being the mirror image thereof;

FIG. 4 is a top plan view thereof; and,

FIG. 5 is a rear elevational view thereof.

**1 Claim, 5 Drawing Sheets**




FIG. 1

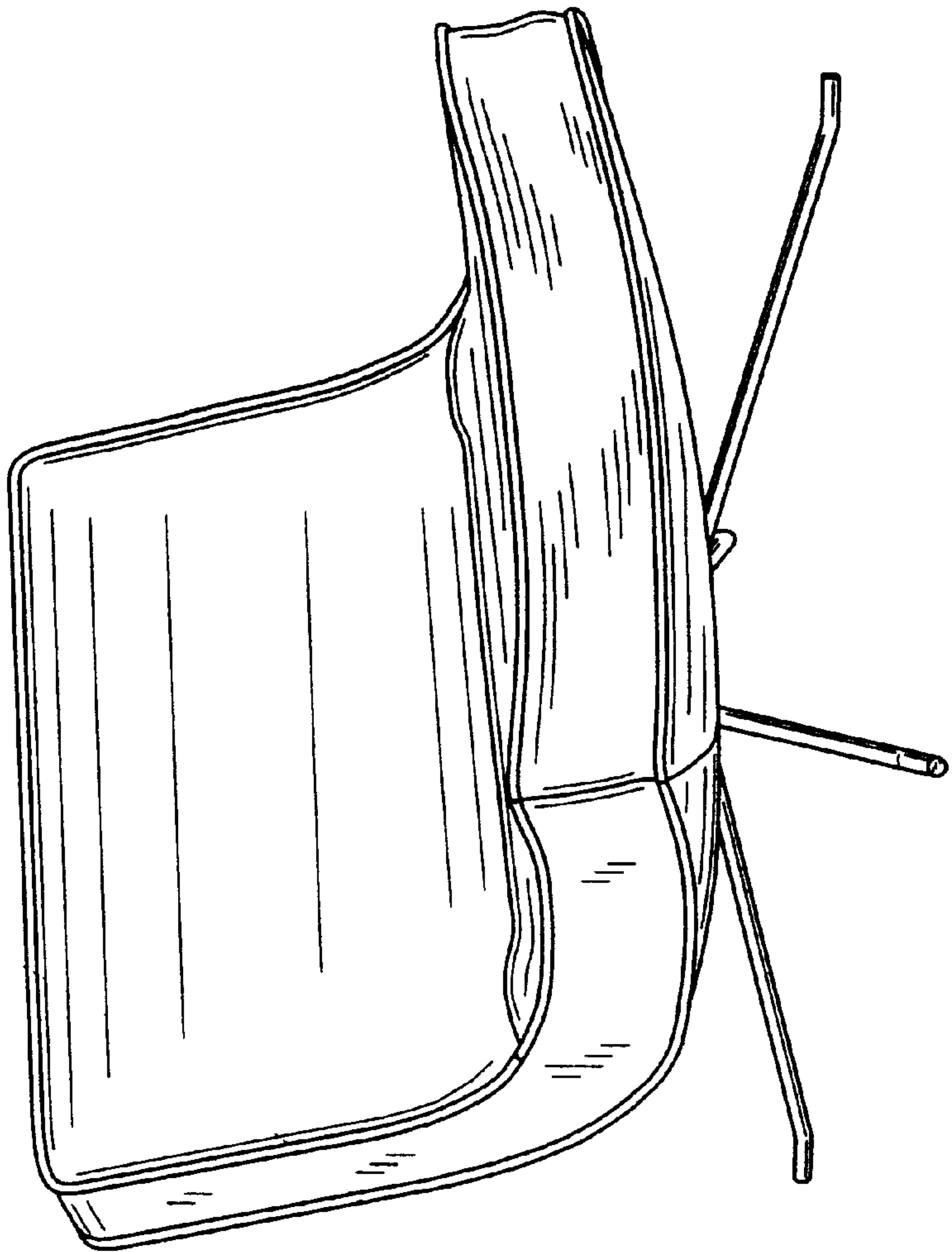


FIG. 2

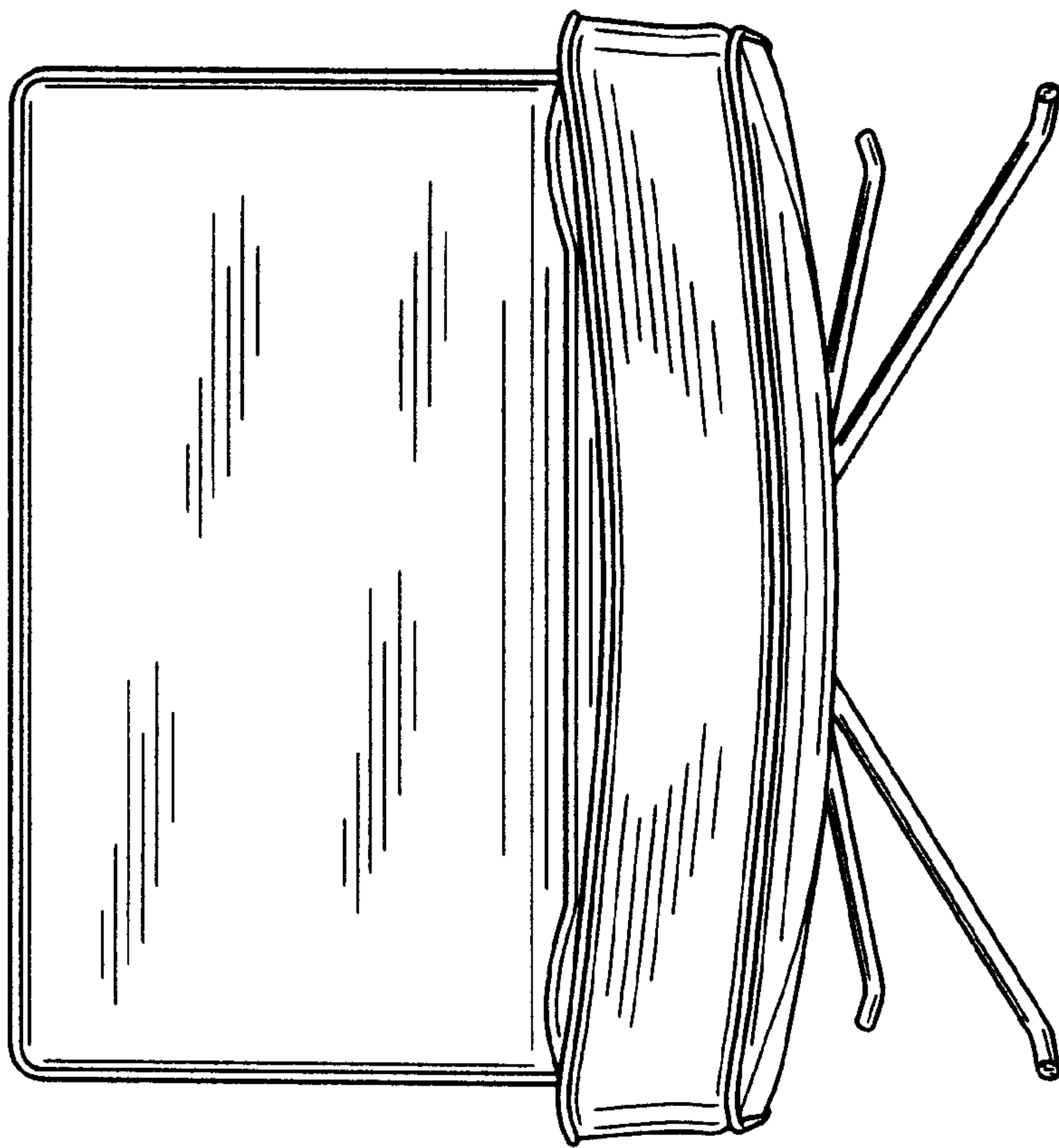


FIG. 3

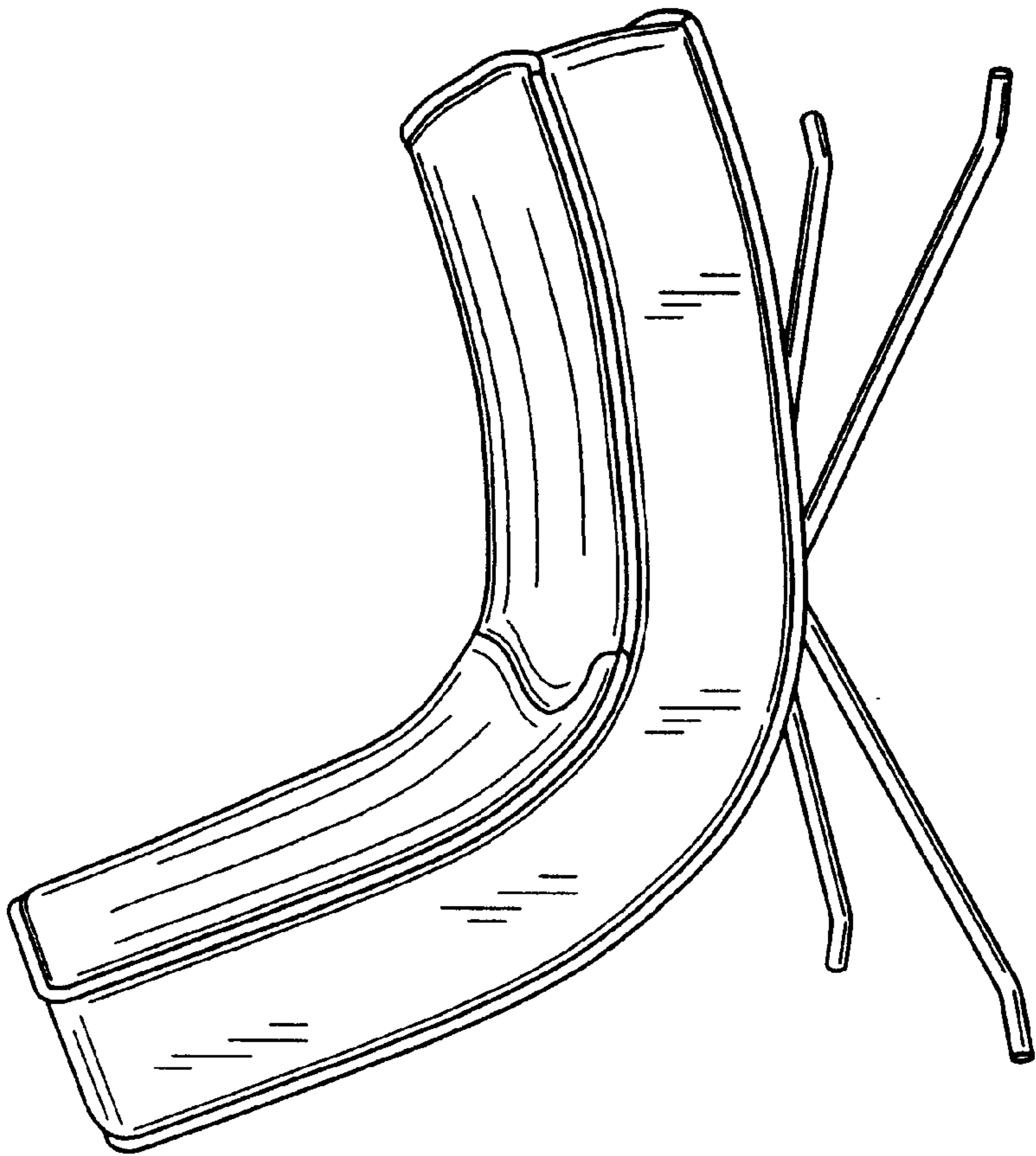


FIG. 4




FIG. 5

