



US00D462536S

(12) **United States Design Patent**
Levy

(10) **Patent No.:** **US D462,536 S**

(45) **Date of Patent:** **** Sep. 10, 2002**

(54) **CHAIR**

(75) Inventor: **Arik Levy, Paris (FR)**

(73) Assignee: **Roset S.A. (FR)**

(**) Term: **14 Years**

(21) Appl. No.: **29/144,319**

(22) Filed: **Jun. 29, 2001**

(30) **Foreign Application Priority Data**

Jan. 9, 2001 (XH) DM/054 614

(51) **LOC (7) Cl.** **06-01**

(52) **U.S. Cl.** **D6/375**

(58) **Field of Search** D6/334, 335, 374,
D6/375, 379, 500, 501, 502; 297/445.1

(56) **References Cited**

U.S. PATENT DOCUMENTS

D183,009 S * 6/1958 MacKintosh D6/375
D336,795 S * 6/1993 Rowe et al. D6/334 X

D362,557 S * 9/1995 Escalona D6/375
D364,973 S * 12/1995 de Reuver D6/375
D374,130 S * 10/1996 Braun D6/375
D390,026 S * 2/1998 Biecher D6/375
D406,196 S * 3/1999 Lyons D6/375
D422,158 S * 4/2000 Newhouse D6/375

* cited by examiner

Primary Examiner—Gary D. Watson

(74) *Attorney, Agent, or Firm*—Cantor Colburn LLP

(57) **CLAIM**

The ornamental design for a chair, as shown and described.

DESCRIPTION

FIG. 1 is a front and side perspective view of the chair, showing my new design;
FIG. 2 is a front elevational view thereof;
FIG. 3 is a side elevational view, the side opposite to that shown in FIG. 3 being the mirror image thereof;
FIG. 4 is a top plan view thereof; and,
FIG. 5 is a rear elevational view thereof.

1 Claim, 5 Drawing Sheets

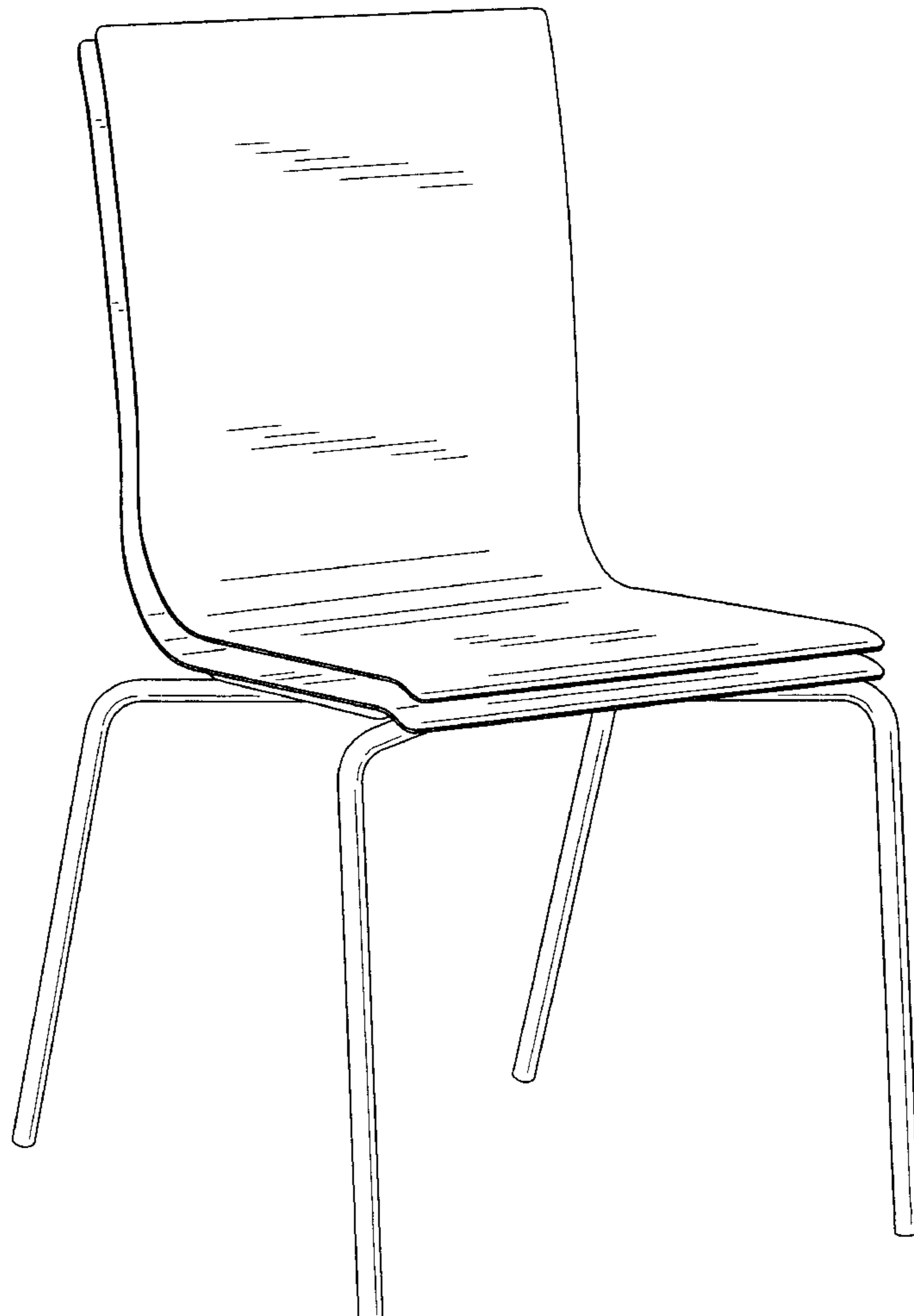


FIG. 1



FIG. 2




FIG. 3

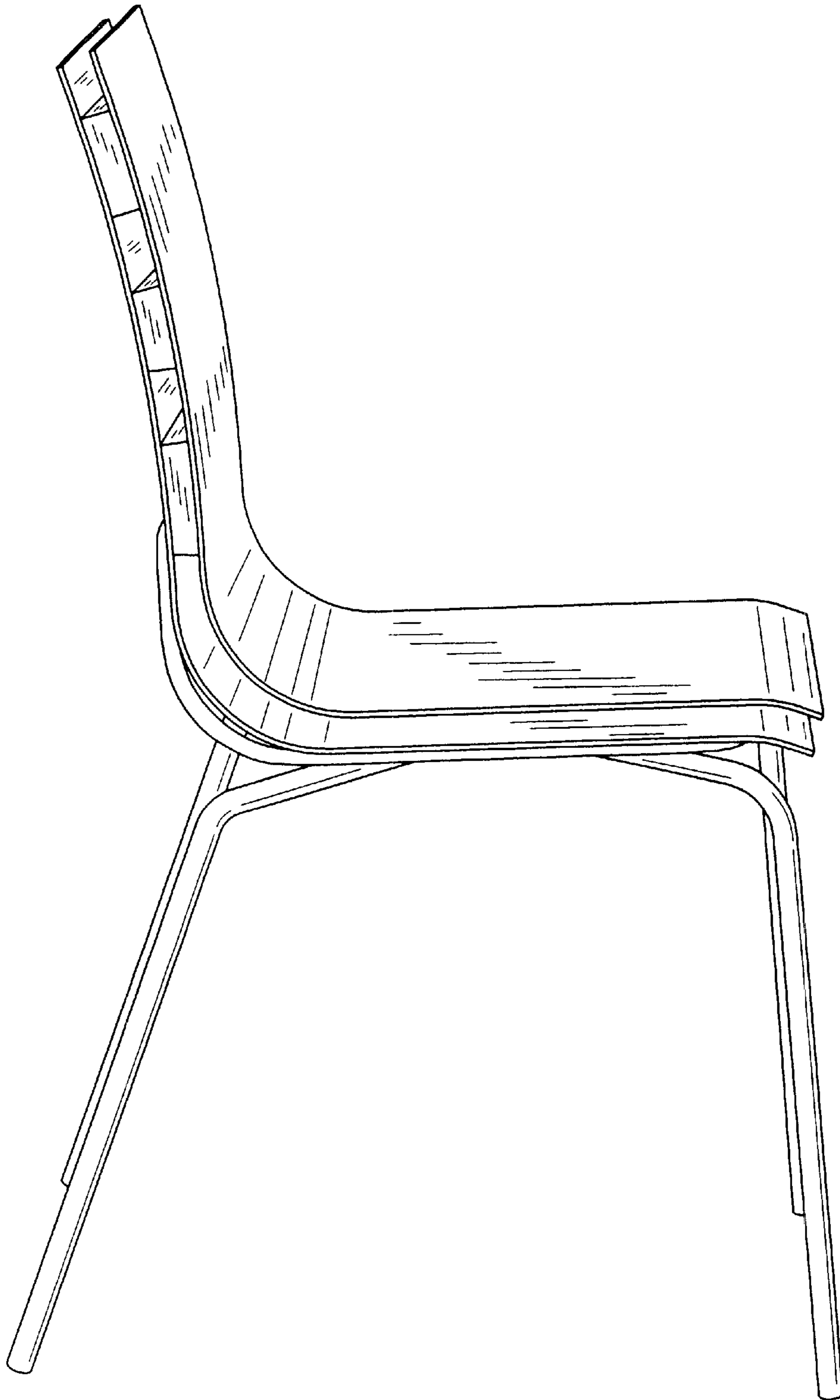


FIG. 4




FIG. 5

