



US00D462527S

(12) **United States Design Patent**
Ping

(10) **Patent No.:** **US D462,527 S**

(45) **Date of Patent:** **** Sep. 10, 2002**

(54) **TOOTHBRUSH**

(75) Inventor: **Han Guo Ping**, Hangji (CN)

(73) Assignee: **Colgate-Palmolive Company**, New York, NY (US)

(**) Term: **14 Years**

(21) Appl. No.: **29/143,728**

(22) Filed: **Jun. 19, 2001**

(51) **LOC (7) Cl.** **04-02**

(52) **U.S. Cl.** **D4/104**

(58) **Field of Search** D4/101, 104-112,
D4/130, 134; 15/159.1, 160, 167.1, 167.2,
207.2, DIG. 5, DIG. 6; 16/430; 132/308;
601/139, 141

(56) **References Cited**

U.S. PATENT DOCUMENTS

- D381,808 S * 8/1997 Hoshizaki D4/104
- D418,981 S * 1/2000 Cheong et al. D4/104
- D454,252 S * 3/2002 Lee D4/104

* cited by examiner

Primary Examiner—Lisa Lichtenstein

(74) *Attorney, Agent, or Firm*—Henry S. Goldfine

(57) **CLAIM**

The ornamental design for a toothbrush, as shown and described.

DESCRIPTION

FIG. 1 is a front elevation view of a toothbrush of my new design;
 FIG. 2 is a left side elevation view thereof, the right side elevation being a mirror image;
 FIG. 3 is a back elevation view thereof;
 FIG. 4 is a top view thereof;
 FIG. 5 is a bottom view thereof;
 FIG. 6 is a front, left side perspective view thereof;
 FIG. 7 is a back, right side perspective view thereof;
 FIG. 8 is a front elevation view of a second embodiment of the toothbrush of my new design;
 FIG. 9 is a left side elevation view of FIG. 8, the right side elevation being a mirror image;
 FIG. 10 is a back elevation view of FIG. 8;
 FIG. 11 is a top view of FIG. 8;
 FIG. 12 is a bottom view of FIG. 8;
 FIG. 13 is a front, left side perspective view of FIG. 8; and,
 FIG. 14 is a back, right side perspective view of FIG. 8.
 The bristle patterns in FIGS. 8 through 14, inclusive, are shown in broken lines for illustrative purposes only and form no part of the claimed design.

1 Claim, 6 Drawing Sheets



FIG. 1

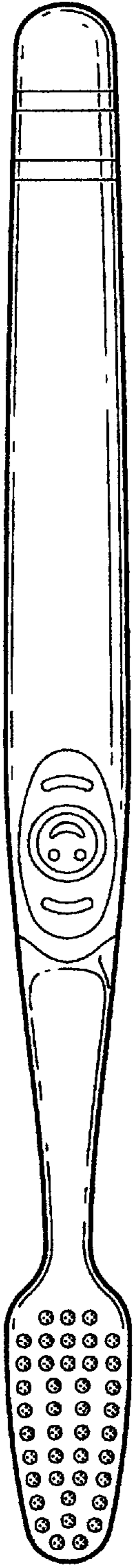


FIG. 2

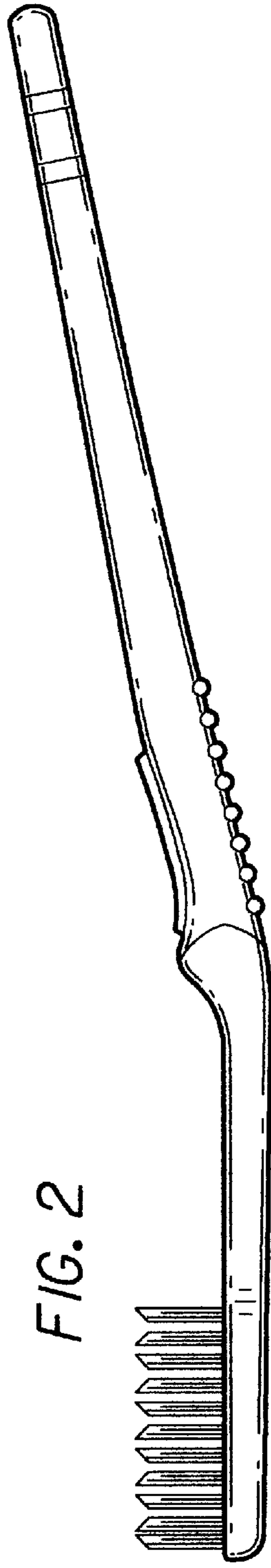
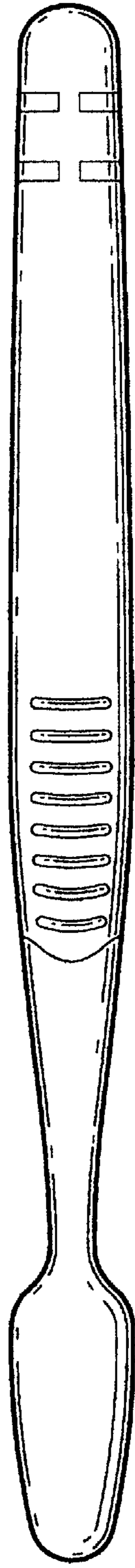


FIG. 3






FIG. 5




FIG. 4

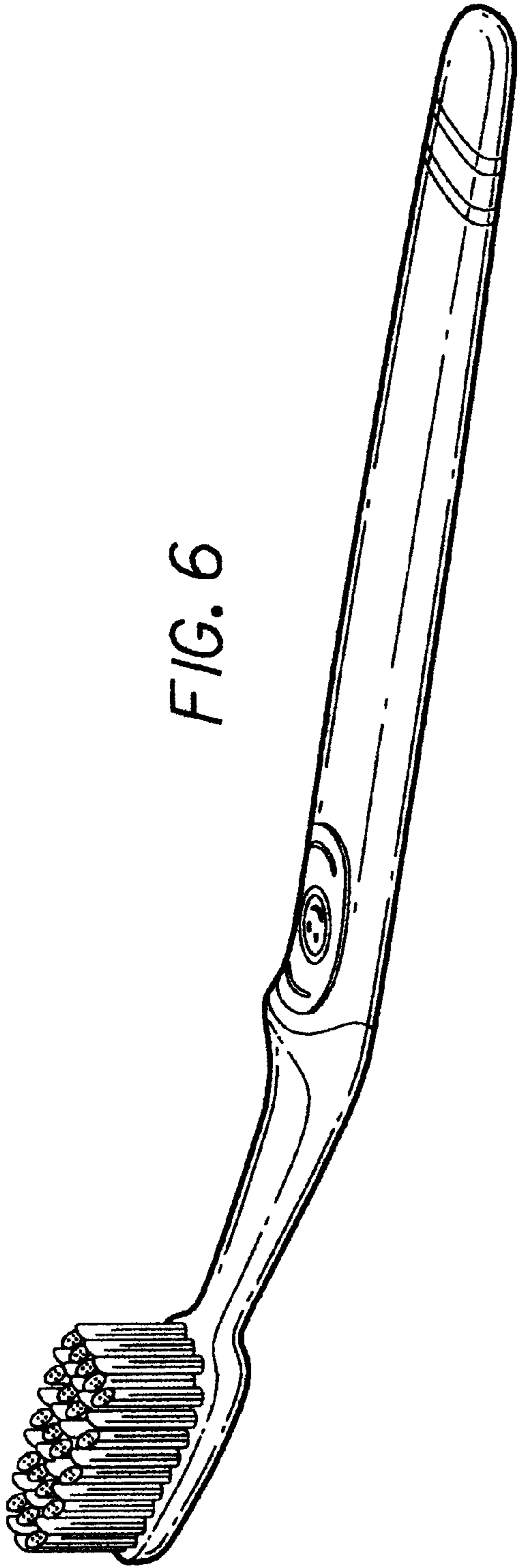


FIG. 6

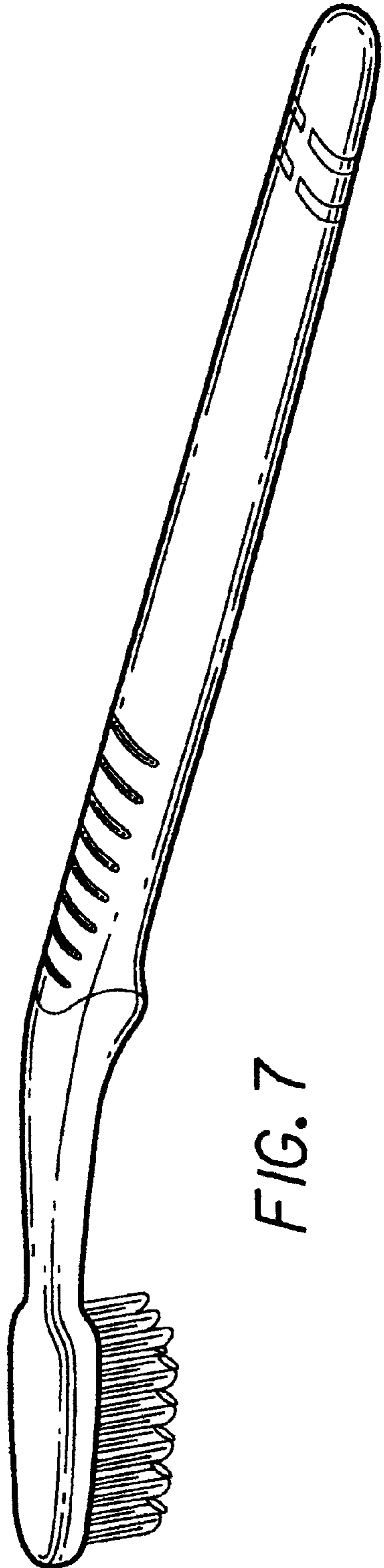


FIG. 7

FIG. 8

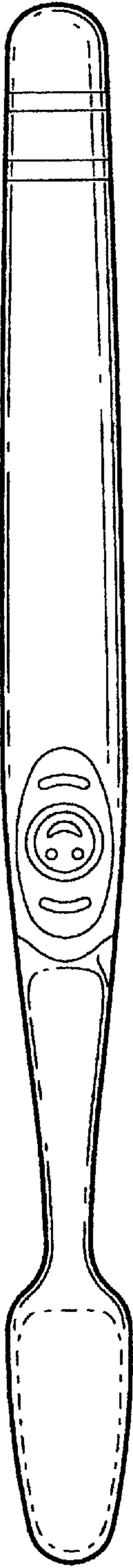


FIG. 9

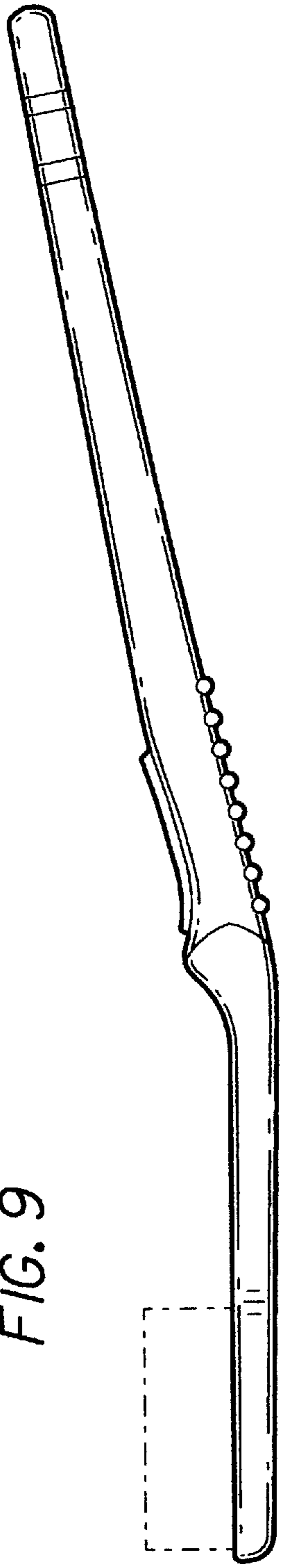


FIG. 10

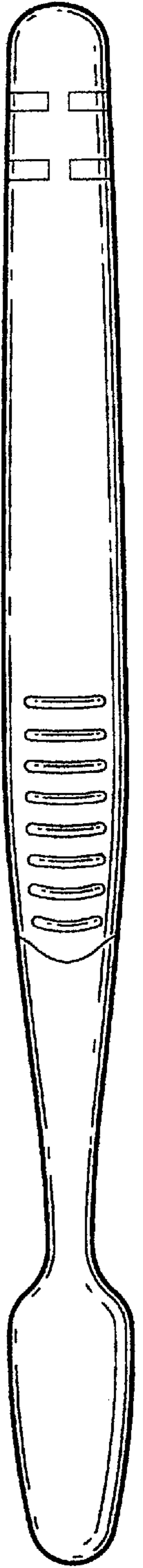


FIG. 12

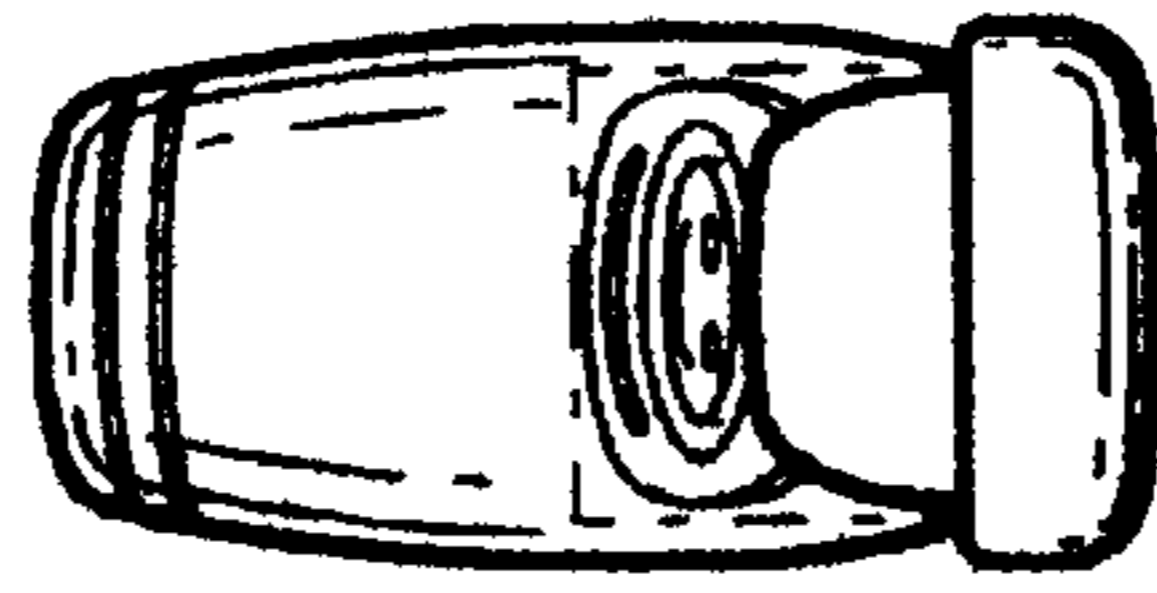



FIG. 11

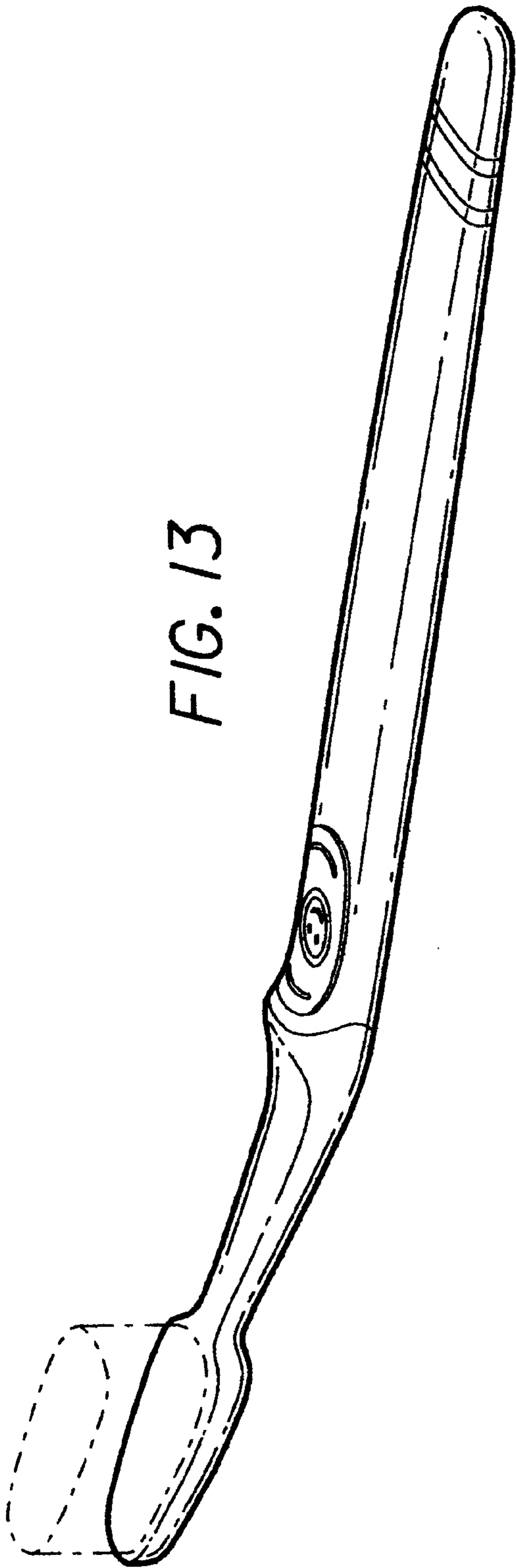


FIG. 13

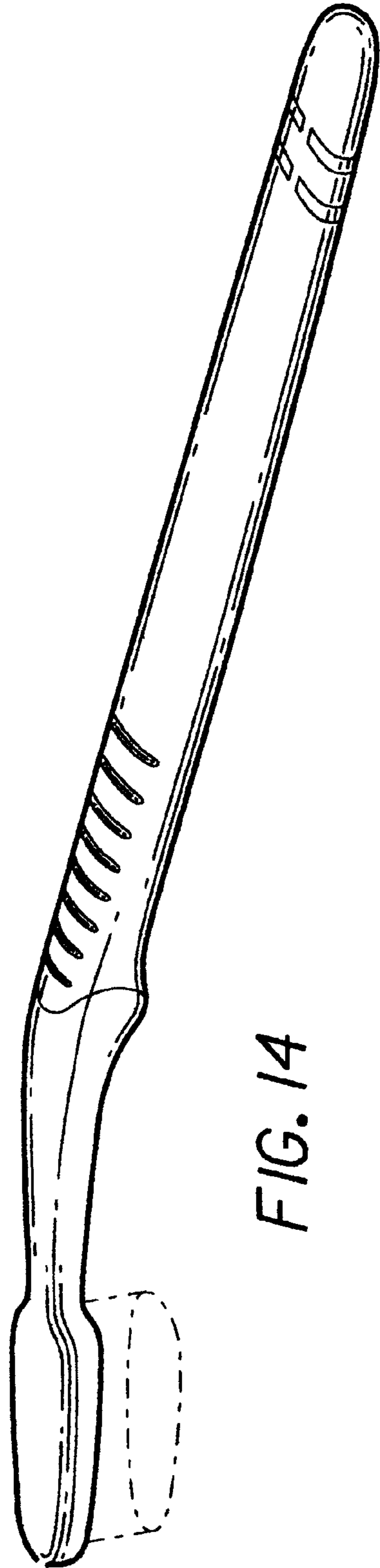


FIG. 14