



US00D462517S

(12) **United States Design Patent**
Knox, Jr. et al.

(10) **Patent No.: US D462,517 S**

(45) **Date of Patent: ** Sep. 10, 2002**

(54) **KEY HOLDER**

(75) Inventors: **William J. Knox, Jr.**, Painesville; **John R. Nottingham**, Hunting Valley; **John W. Spirk**, Gates Mills; **Jeffrey S. Plantz**, Medina, all of OH (US)

(73) Assignee: **Mag-Nif Incorporated**, Mentor, OH (US)

(**) Term: **14 Years**

(21) Appl. No.: **29/154,279**

(22) Filed: **Nov. 7, 2001**

(51) **LOC (7) Cl. 03-01**

(52) **U.S. Cl. D3/271; D3/294; D99/28**

(58) **Field of Search D3/270, 271, 273, D3/294, 295, 903; D99/28; 109/45, 48; 206/457, 37.1; 211/1.56, 85.9**

(56) **References Cited**

U.S. PATENT DOCUMENTS

1,709,685	A	*	4/1929	Rothrock	206/472
2,341,600	A	*	2/1944	Daniel	206/389
D263,100	S	*	2/1982	Thompson	D18/59
D271,161	S	*	11/1983	Compton	D19/26
D272,546	S	*	2/1984	Holson	D19/26
4,467,920	A	*	8/1984	Smith	109/59 R
D304,008	S	*	10/1989	Hornung	D7/600
D350,002	S	*	8/1994	Viola	D99/28
5,411,139	A	*	5/1995	Victory	206/493
5,474,187	A	*	12/1995	Taylor et al.	211/1.56
D368,249	S	*	3/1996	Ferrer	D12/423

D375,608	S	*	11/1996	Berry	D99/28
5,645,173	A		7/1997	Taylor et al.	211/1.56
D386,677	S	*	11/1997	Abiteboul	D19/26
5,836,675	A		11/1998	Woodring	362/234

OTHER PUBLICATIONS

Mag-Nif Incorporated Brochure, "Mag-Nif Makes It In The U.S.A.", 1999.

* cited by examiner

Primary Examiner—Philip S. Hyder

(74) *Attorney, Agent, or Firm*—Fay, Sharpe, Fagan, Minnich & McKee, LLP

(57) **CLAIM**

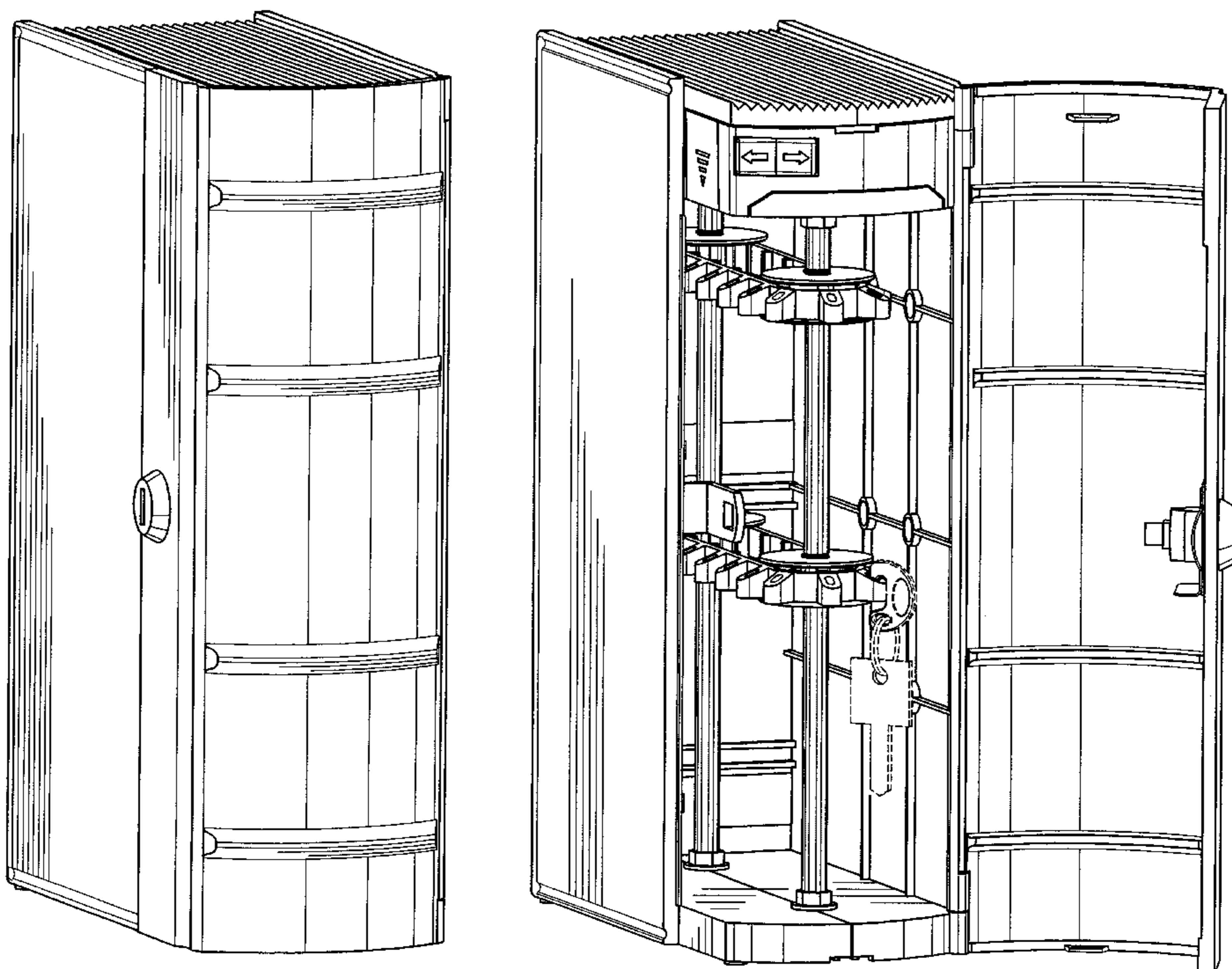
The ornamental design for a key holder, as shown and described.

DESCRIPTION

FIG. 1 is a perspective view of a key holder showing our new design;
FIG. 2 is a top plan view thereof;
FIG. 3 is a left side elevational view thereof;
FIG. 4 is a right side elevational view thereof;
FIG. 5 is a bottom plan view thereof;
FIG. 6 is a rear elevational view thereof;
FIG. 7 is a front elevational view thereof; and,
FIG. 8 is a perspective view thereof with a door thereof shown in an open position.

The parts shown in dotted outline in FIG. 8 form no part of the claimed design.

1 Claim, 5 Drawing Sheets






FIG. 1

FIG. 2




FIG. 3

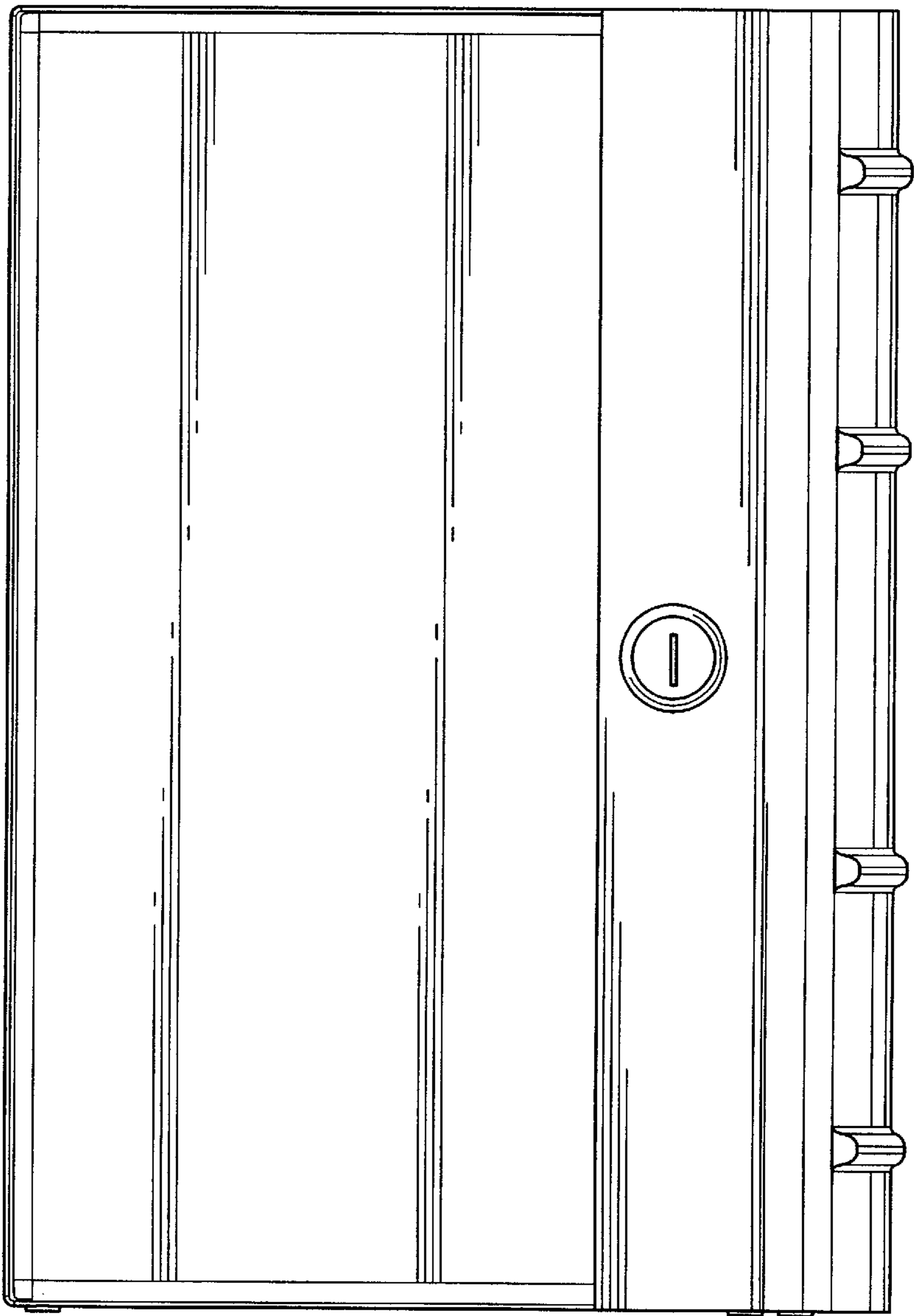


FIG. 4

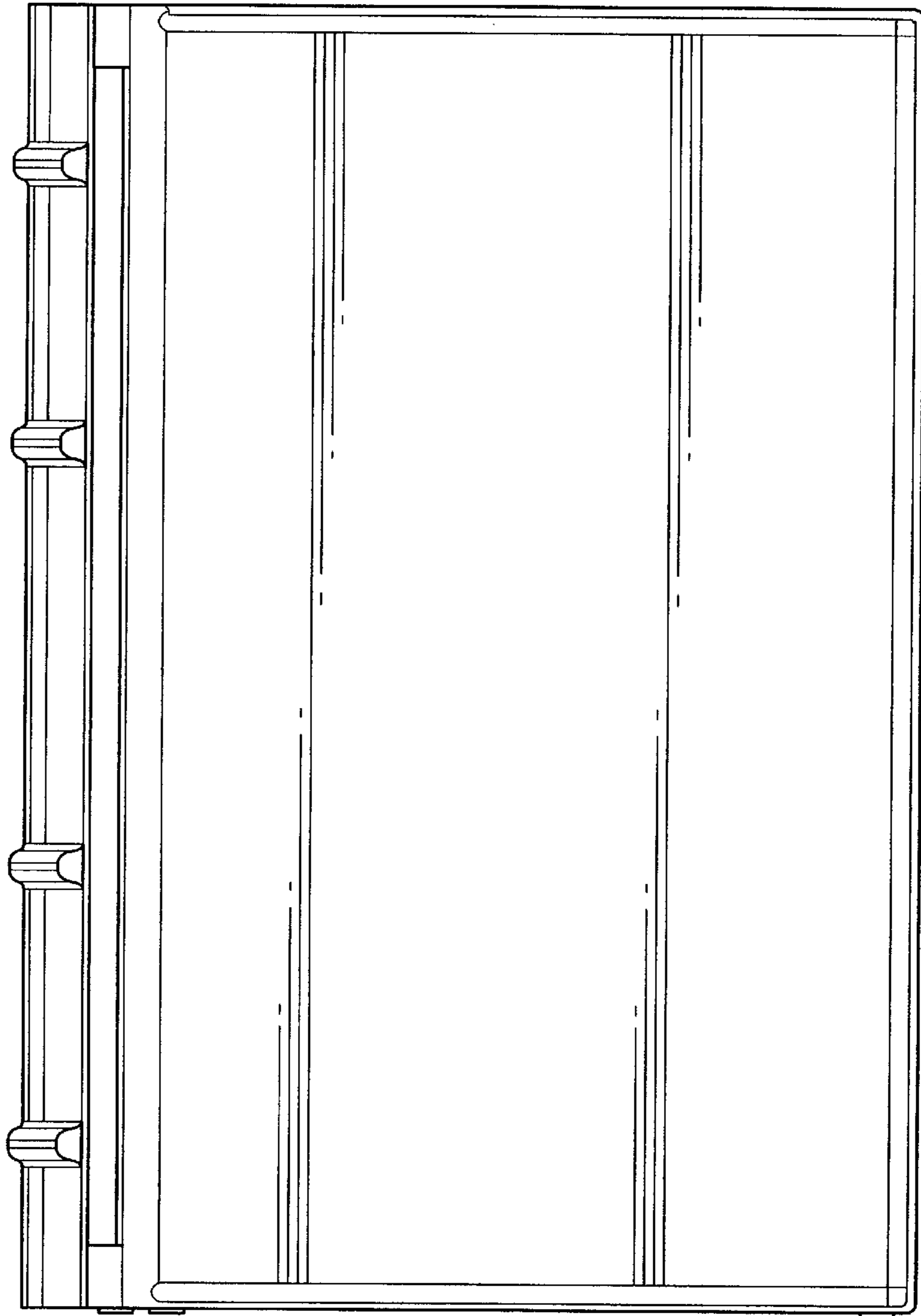



FIG. 5






FIG. 6




FIG. 7




FIG. 8