



US00D462515S

(12) **United States Design Patent**  
**Kagoshima**

(10) **Patent No.:** **US D462,515 S**

(45) **Date of Patent:** **\*\* Sep. 10, 2002**

(54) **SHOULDER BAG**

(76) **Inventor:** **Cynthia Lee Kagoshima**, 323 E. 21st St. 3M, New York, NY (US) 10010

(\*\*) **Term:** **14 Years**

(21) **Appl. No.:** **29/153,361**

(22) **Filed:** **Jan. 7, 2002**

(51) **LOC (7) Cl.** ..... **03-01**

(52) **U.S. Cl.** ..... **D3/238**

(58) **Field of Search** ..... D3/232, 234, 235, D3/236, 238, 242, 243, 244, 245, 246, 303; D9/305; D2/700, 717; 383/907

(56) **References Cited**

**U.S. PATENT DOCUMENTS**

2,414,048 A \* 1/1947 Lesavoy ..... D2/700  
2,437,989 A \* 3/1948 Artzt et al. .... D2/700  
D267,051 S \* 11/1982 Tucker ..... D3/238

D328,523 S \* 8/1992 Hood ..... D9/305 X

D341,486 S \* 11/1993 Frank ..... D9/305 X

D413,723 S \* 9/1999 Quansah ..... D3/234 X

\* cited by examiner

*Primary Examiner*—Louis S. Zarfes

*Assistant Examiner*—Monica A. Weingart

(57) **CLAIM**

The ornamental design for a shoulder bag, as shown.

**DESCRIPTION**

FIG. 1 is a front view of a shoulder bag showing my new design;

FIG. 2 is a back view thereof;

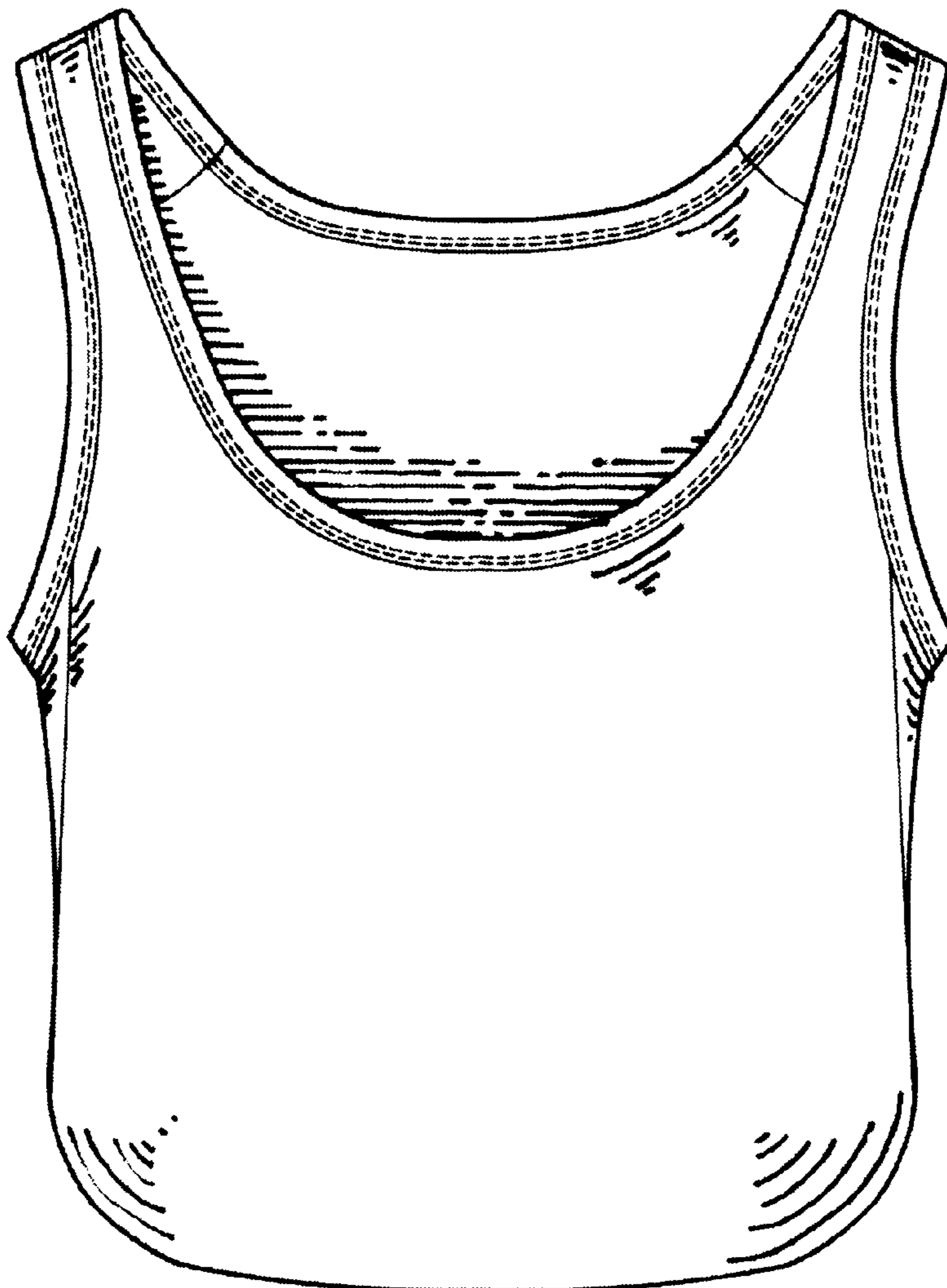
FIG. 3 is a perspective view thereof;

FIG. 4 is a top view thereof;

FIG. 5 is a bottom view thereof; and,

FIG. 6 is a side view thereof, front side facing to your left.

**1 Claim, 2 Drawing Sheets**



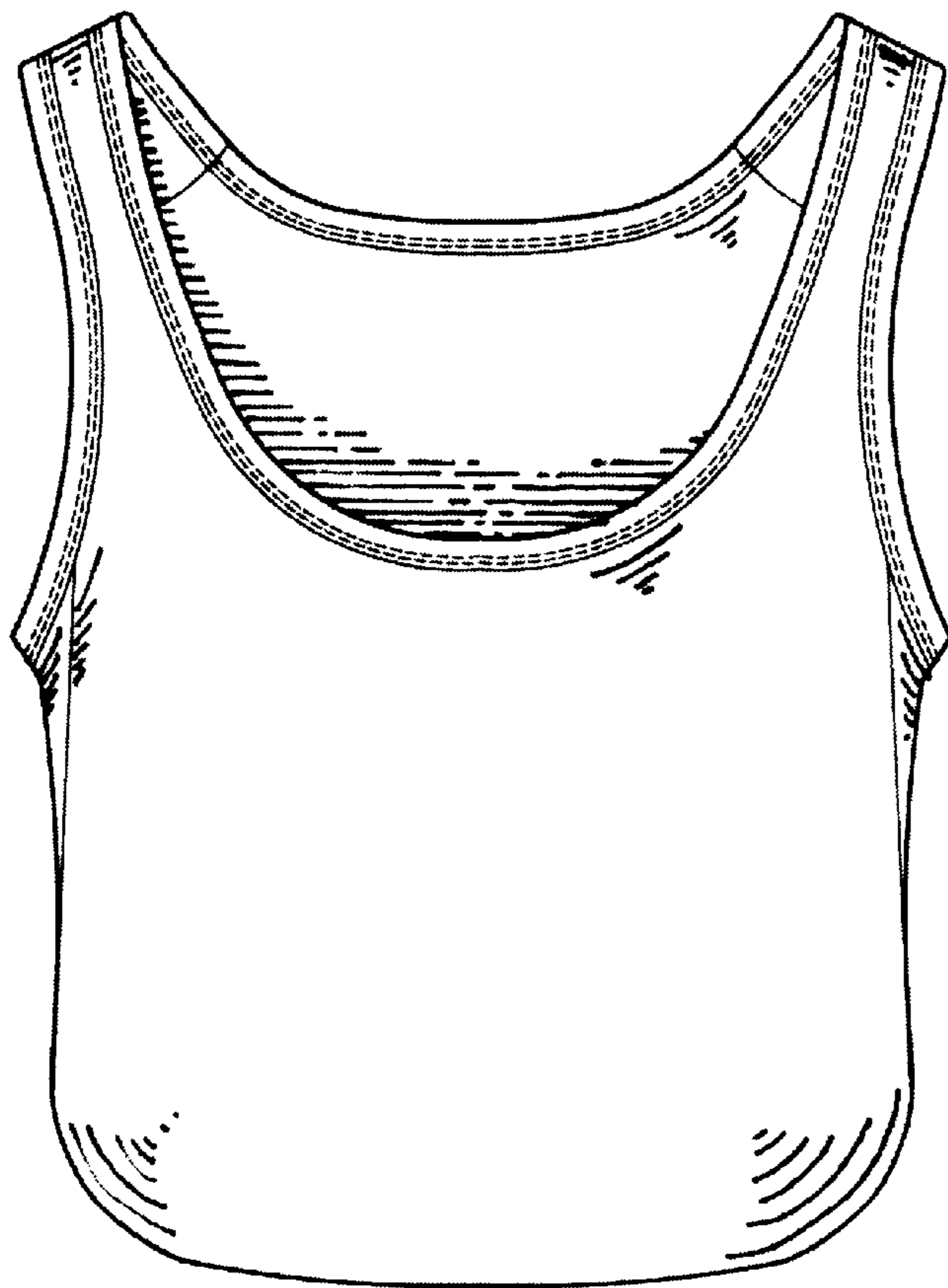


FIG. 1

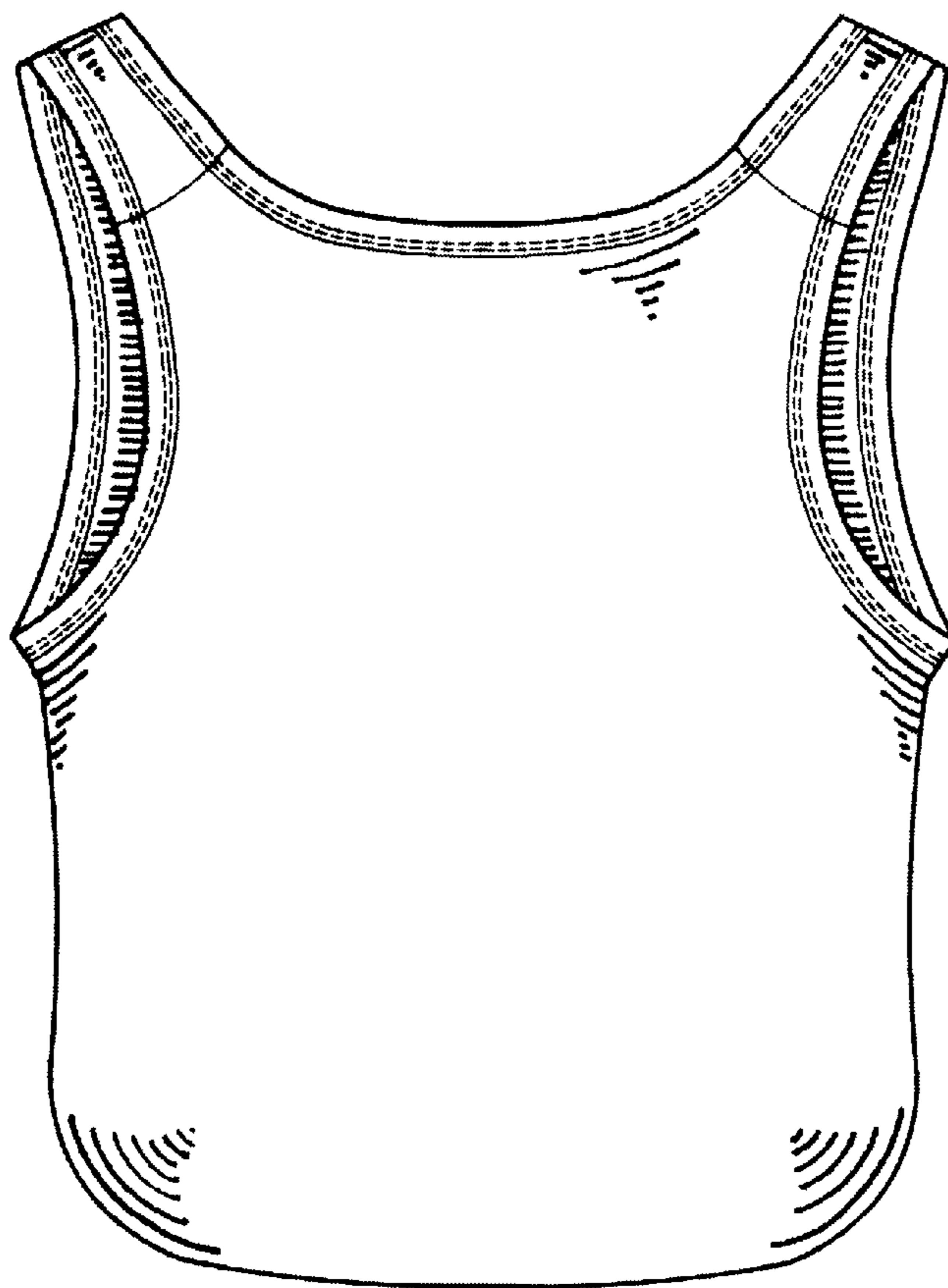


FIG. 2

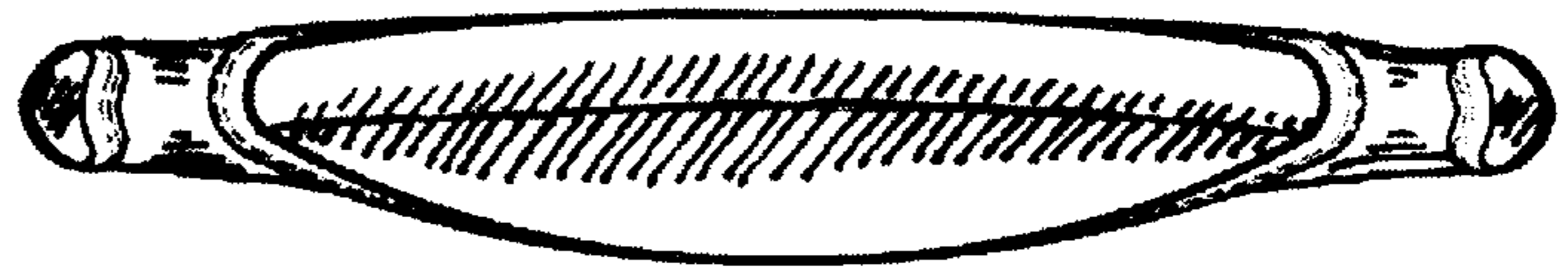


FIG. 4



FIG. 5

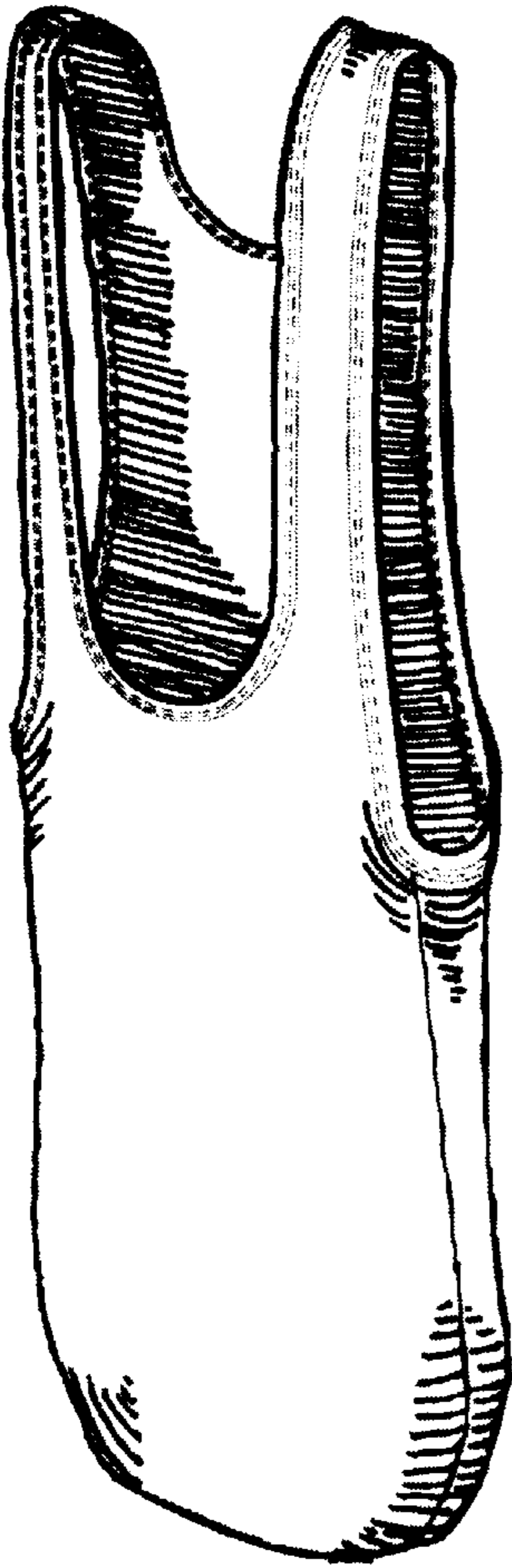


FIG. 3



FIG. 6