



US00D462508S

(12) **United States Design Patent**
Jones

(10) **Patent No.:** **US D462,508 S**

(45) **Date of Patent:** **** Sep. 10, 2002**

(54) **DETACHABLE VISOR HOOD**

(76) Inventor: **Sara L. Jones**, 22 Northside Dr., NW.,
Rome, GA (US) 30165-8842

(**) Term: **14 Years**

(21) Appl. No.: **29/139,694**

(22) Filed: **Apr. 4, 2001**

(51) **LOC (7) Cl.** **02-03**

(52) **U.S. Cl.** **D2/891**

(58) **Field of Search** D2/865, 866, 876,
D2/891; 2/171, 171.1, 172, 171.7, 181,
195.1, 195.2, 195.5, 209.11, 209.12, 209.3,
10, 12

(56) **References Cited**

U.S. PATENT DOCUMENTS

D237,758 S	*	11/1975	Huffman	D2/876
4,556,993 A	*	12/1985	Okamura, Sr.	2/12
4,741,053 A	*	5/1988	Okamura, Sr.	2/209.12
4,999,852 A	*	3/1991	Murray	2/171.7
5,099,524 A	*	3/1992	Linday	2/181
5,771,493 A	*	6/1998	Proctor	2/209.13
5,875,493 A	*	3/1999	MacDonald et al.	2/172

OTHER PUBLICATIONS

US 6,298,494, 10/2001, Johnson (withdrawn)*

* cited by examiner

Primary Examiner—Paula A. Mortimer

(74) *Attorney, Agent, or Firm*—Herbert M. Hanegan; Dale Lischer; Eric J. Hanson

(57) **CLAIM**

The ornamental design for a detachable visor hood, as shown and described.

DESCRIPTION

FIG. 1 is a front elevation view of the detachable visor hood of the present invention as it appears when attached to a visor (shown by broken lines);

FIG. 2 is a left side elevation view of the detachable visor hood having bias binding on the front and rear, showing pleats, attached to a visor (shown by broken lines);

FIG. 3 is a top right side view of the present invention showing traditional straight hem on the front, with side pleats, attached to a visor (shown by broken lines);

FIG. 4 is a rear view of the detachable visor hood showing the front and rear with traditional straight hem, attached to a visor (shown by broken lines);

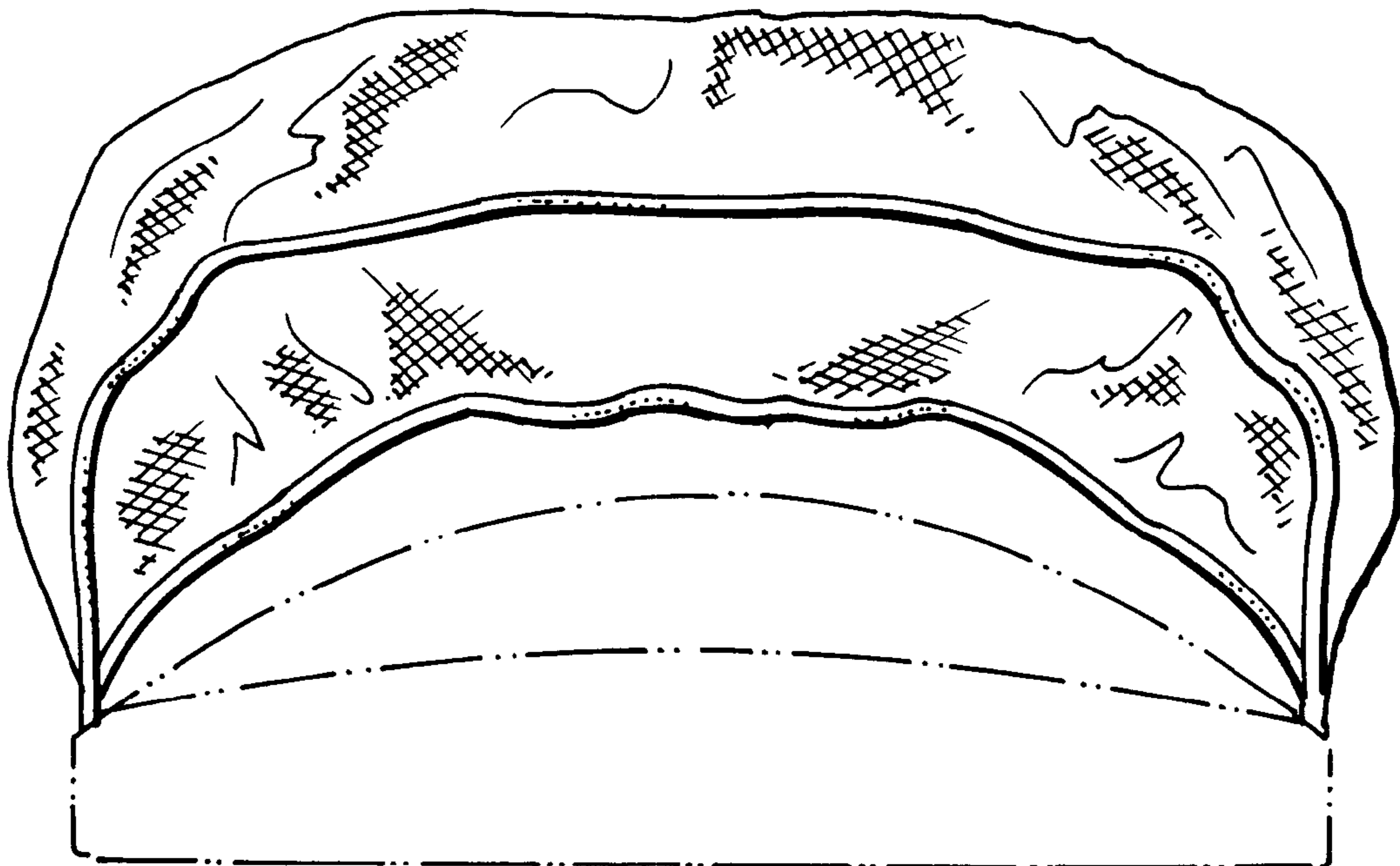
FIG. 5 is a right side elevational view of a second embodiment of a detachable visor hood showing my new design, the only difference being the ric-rac trim;

FIG. 6 is a top view of the detachable visor hood in a flat non-attached position with pleats, bias tape hem on the front, traditional straight hem on rear, and stitched casing on the ends for attachment to a visor; and,

FIG. 7 is a bottom view thereof, with snaps and loops and pile closing means.

The broken line showing of the visor in FIGS. 1 through 5 is for illustrative purposes only and forms no part of the claimed design.

1 Claim, 3 Drawing Sheets



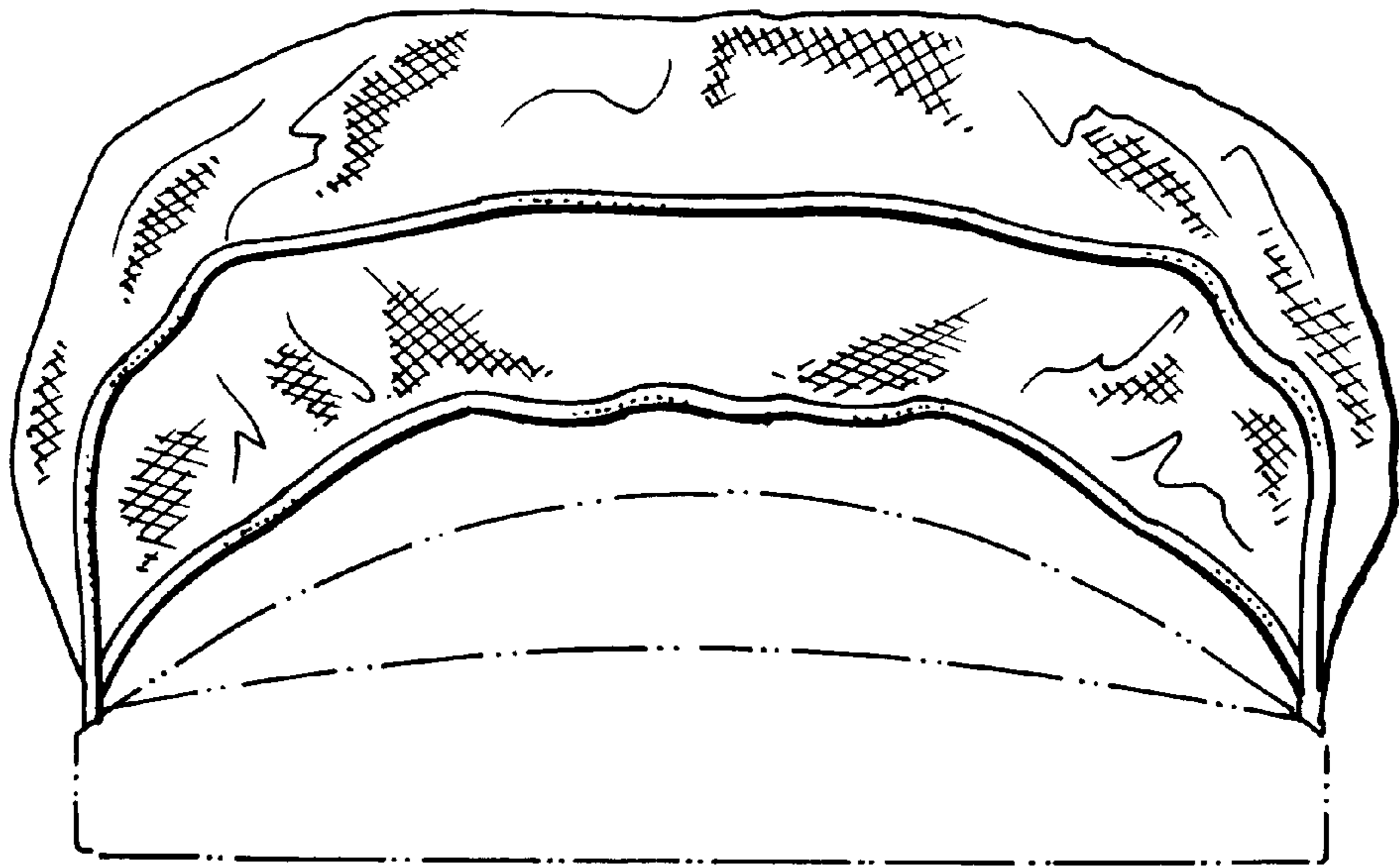


Fig. 1

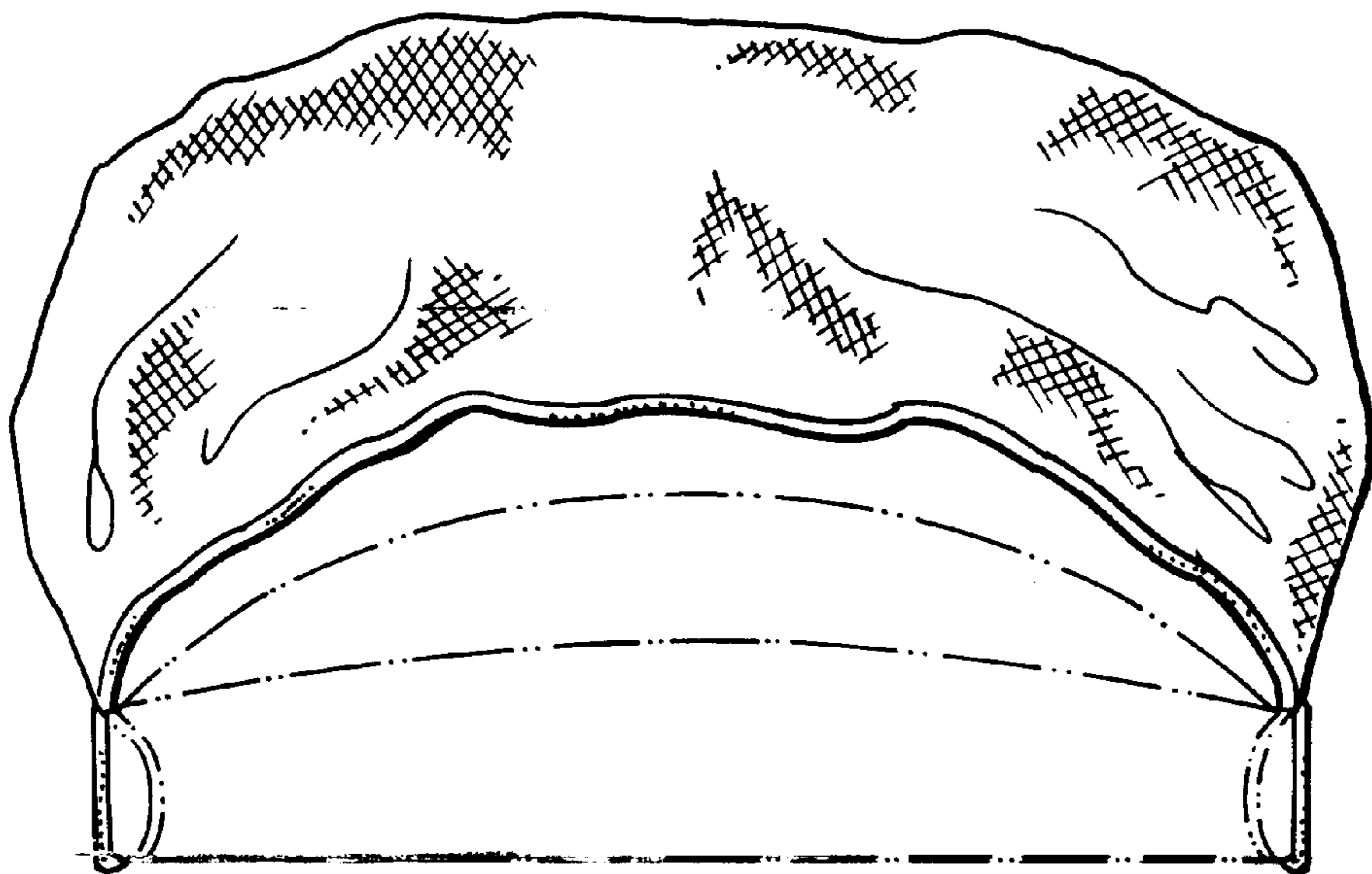


Fig. 4

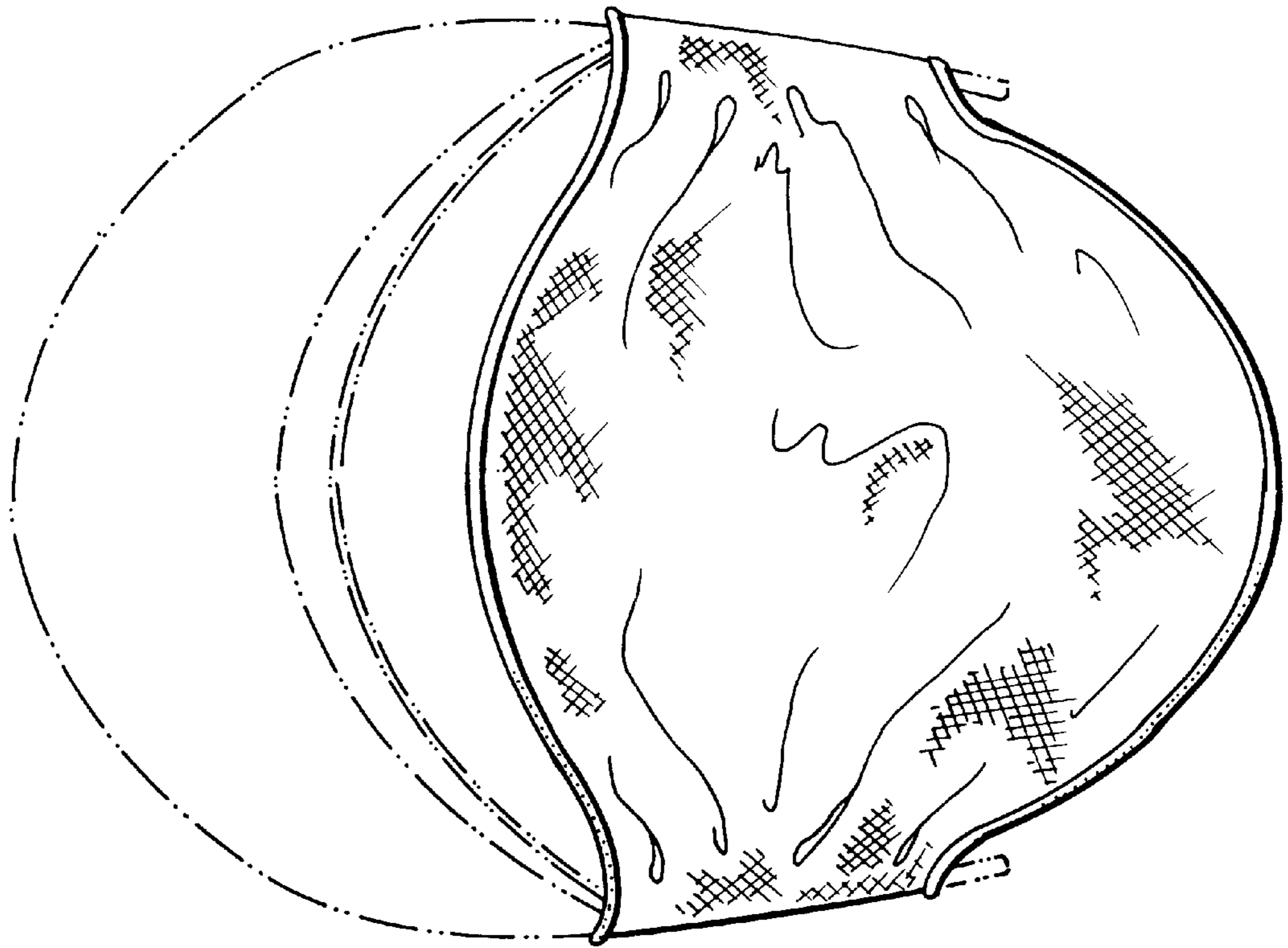


Fig. 3

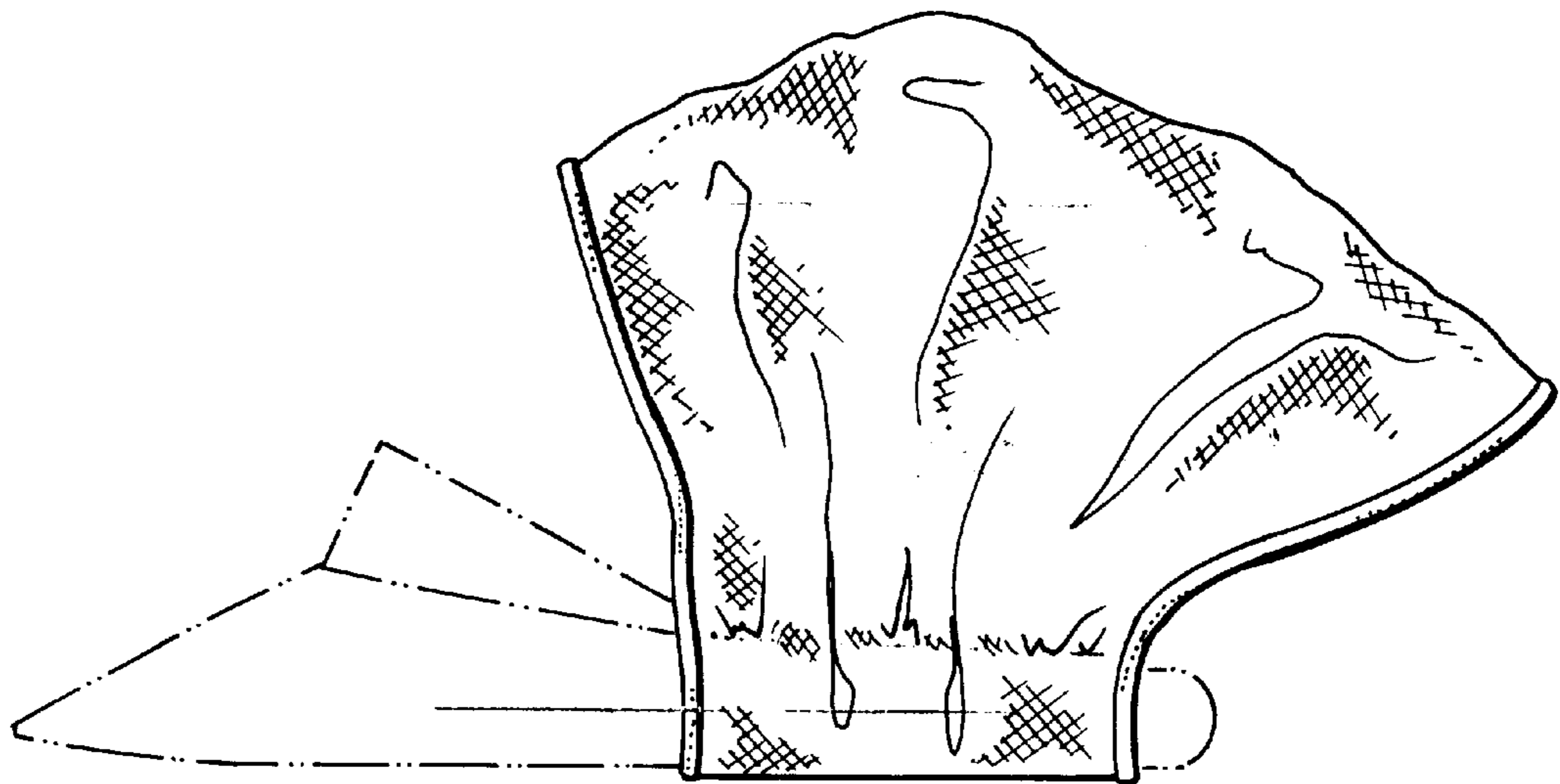


Fig. 2

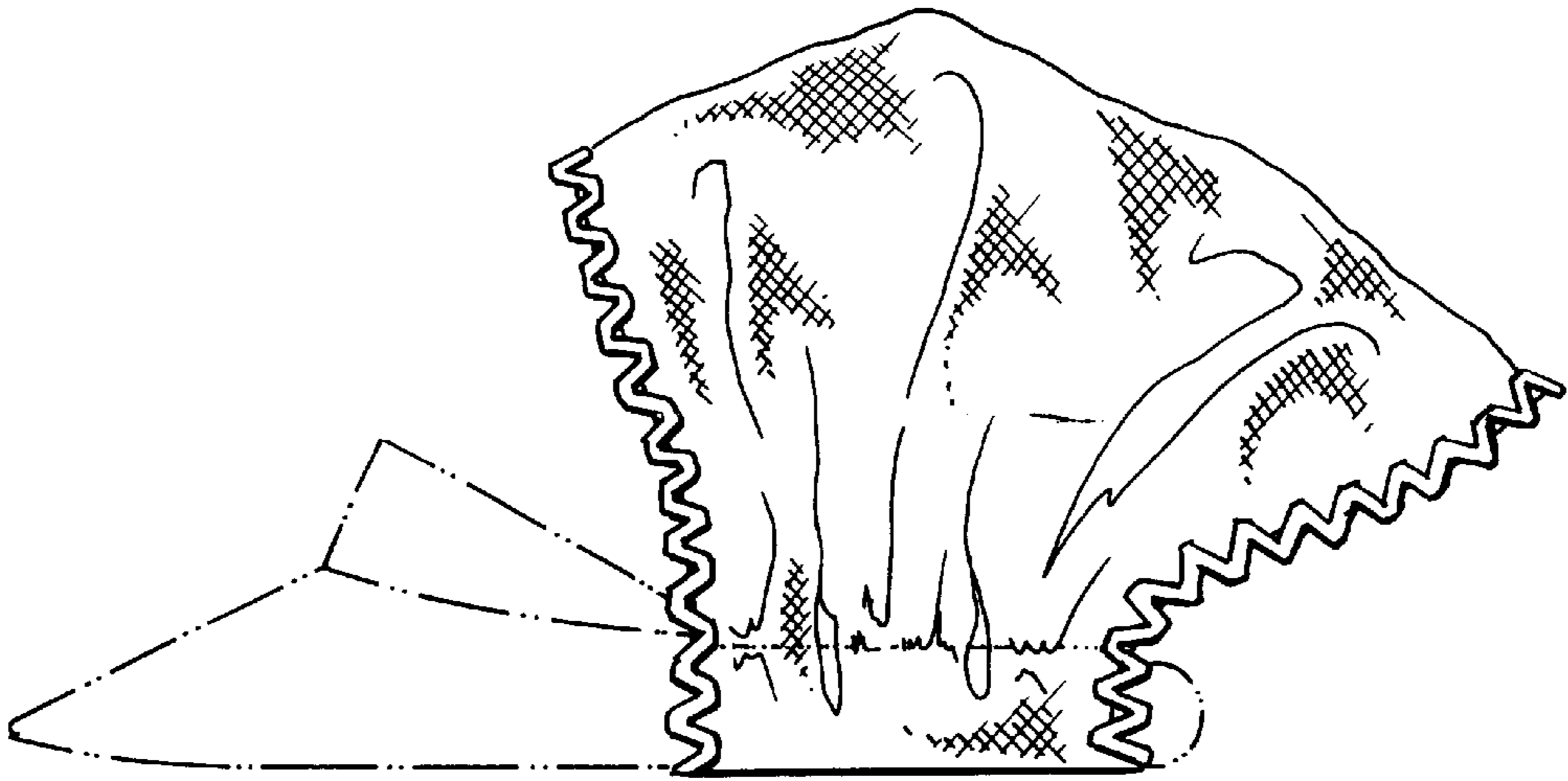


Fig. 5




Fig. 6




Fig. 7