



US00D462505S

(12) **United States Design Patent**
Williams

(10) **Patent No.:** **US D462,505 S**

(45) **Date of Patent:** **** Sep. 10, 2002**

(54) **PAIR OF ELECTRICIAN'S GLOVES**

(76) Inventor: **Terrick R. Williams**, P.O. Box 88,
Liberty Hill, TX (US) 78642

(**) Term: **14 Years**

(21) Appl. No.: **29/147,447**

(22) Filed: **Aug. 29, 2001**

(51) **LOC (7) Cl.** **02-06**

(52) **U.S. Cl.** **D2/616**

(58) **Field of Search** D2/610, 615-621,
D2/622-623; D29/113, 116.2-119, 123;
2/16, 19, 158-161.8, 168, 907, 910; D28/63;
15/227

(56) **References Cited**

U.S. PATENT DOCUMENTS

1,244,065 A	10/1917	Miller	
1,441,251 A *	1/1923	Steffens	2/161.6
D113,363 S *	2/1939	Ireland	D2/616
2,152,725 A	4/1939	Auzin	
2,831,277 A *	4/1958	Strachan	206/447
3,278,944 A	10/1966	Gowers	
4,519,781 A	5/1985	Boyd	
4,560,997 A *	12/1985	Sato et al.	347/15
4,609,208 A *	9/1986	Wrobel	283/81
4,631,578 A *	12/1986	Sasaki et al.	358/518
D334,658 S	4/1993	Ivie	

D335,024 S	4/1993	Moffitt	
5,366,250 A *	11/1994	Sunabe	283/81
D368,352 S	4/1996	Torres	
5,571,020 A	11/1996	Troudet	

FOREIGN PATENT DOCUMENTS

EP 0712590 A2 5/1996

* cited by examiner

Primary Examiner—Louis S. Zarfes

Assistant Examiner—Robert A. Delehanty

(74) *Attorney, Agent, or Firm*—Antony P. Ng; Bracewell & Patterson, L.L.P.

(57) **CLAIM**

The ornamental design for a pair of electrician's gloves, as shown and described.

DESCRIPTION

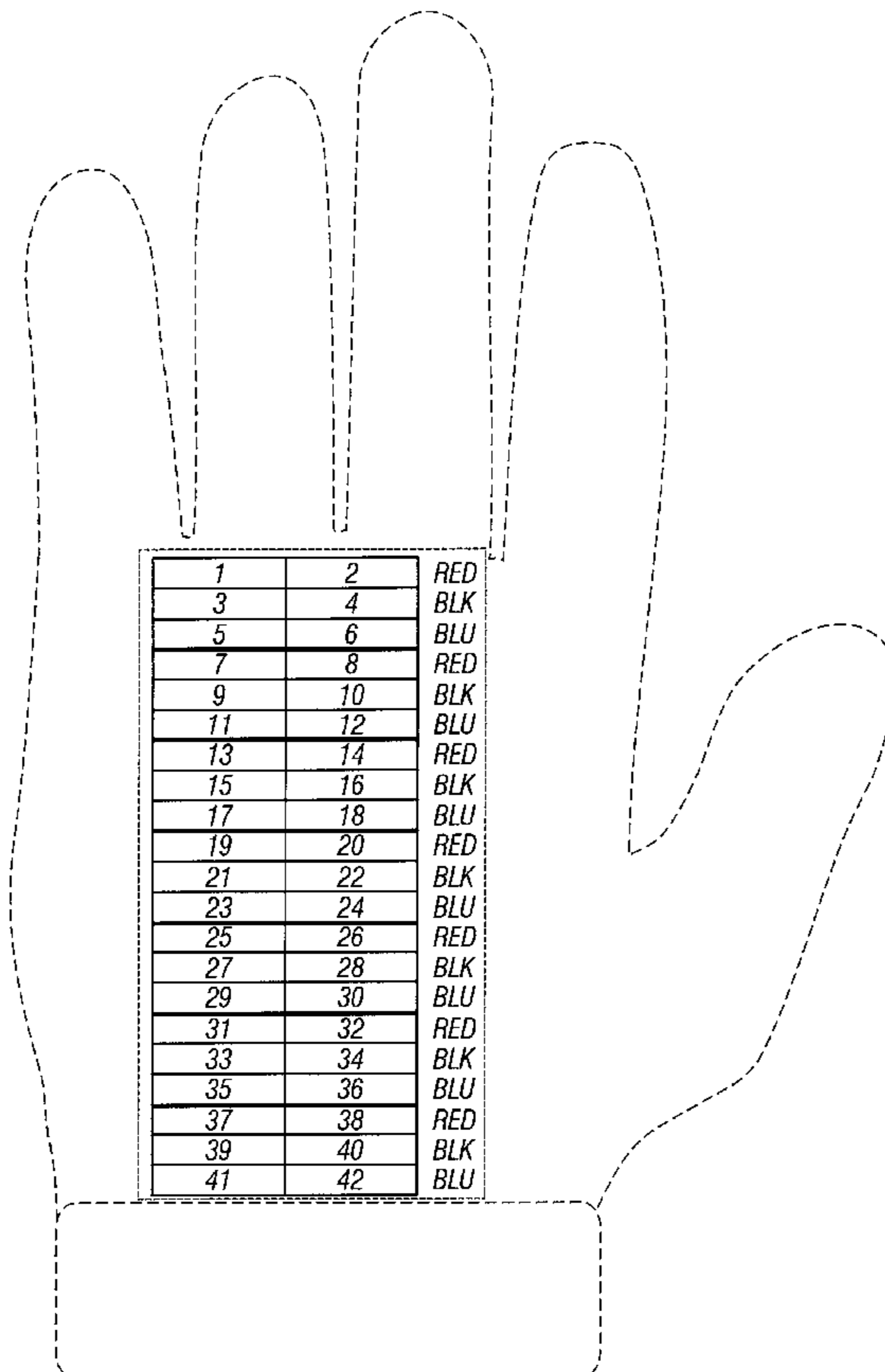
FIG. 1 is a top view of the left pair of electrician's glove of the present invention; and,

FIG. 2 is a top view of the right pair of electrician's glove of the present invention.

The broken line showing of a glove is for illustrative purposes only and forms no part of the claimed design.

The broken line inside the showing of a glove defines the bounds of the claimed design.

1 Claim, 2 Drawing Sheets



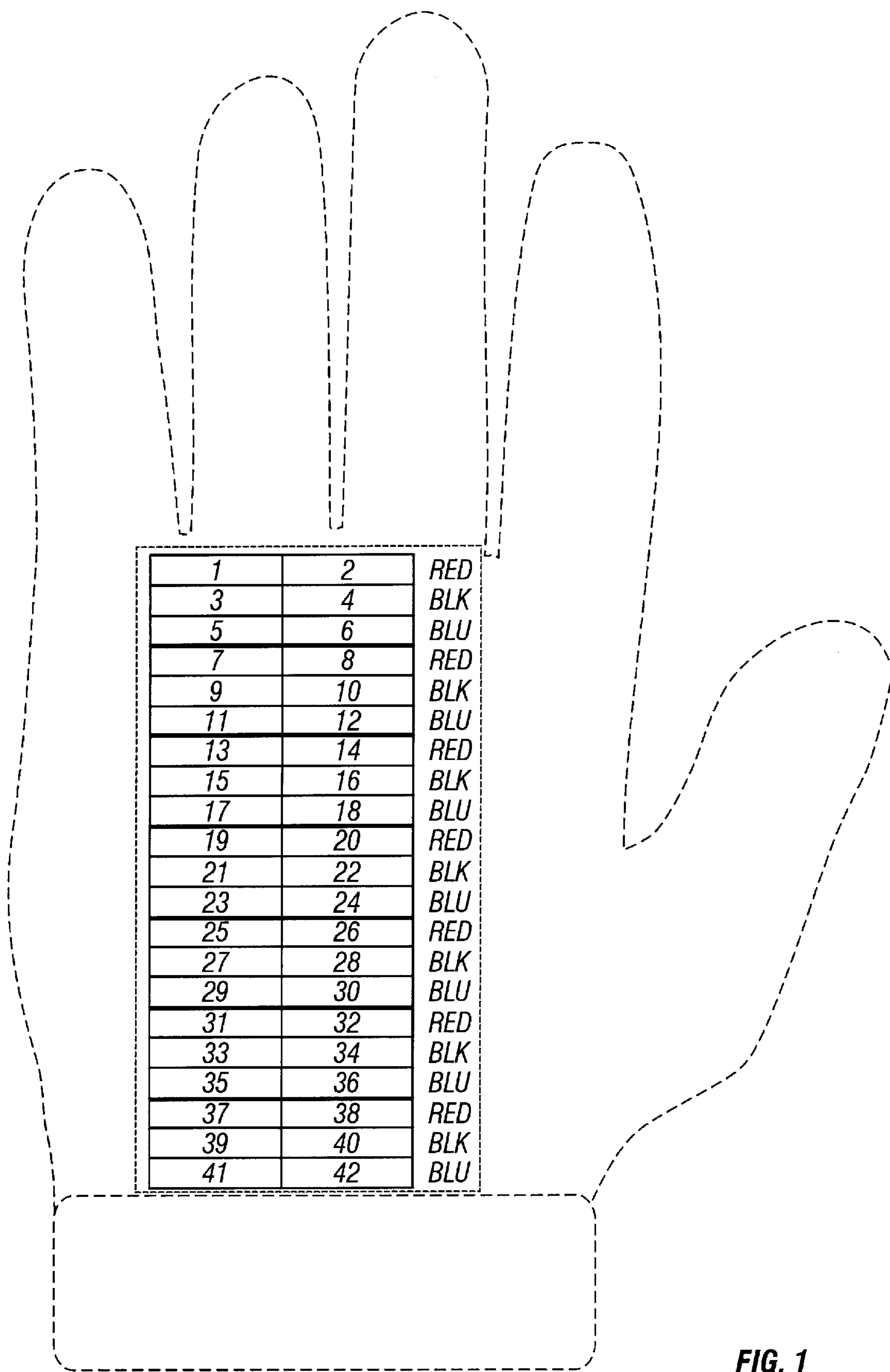


FIG. 1

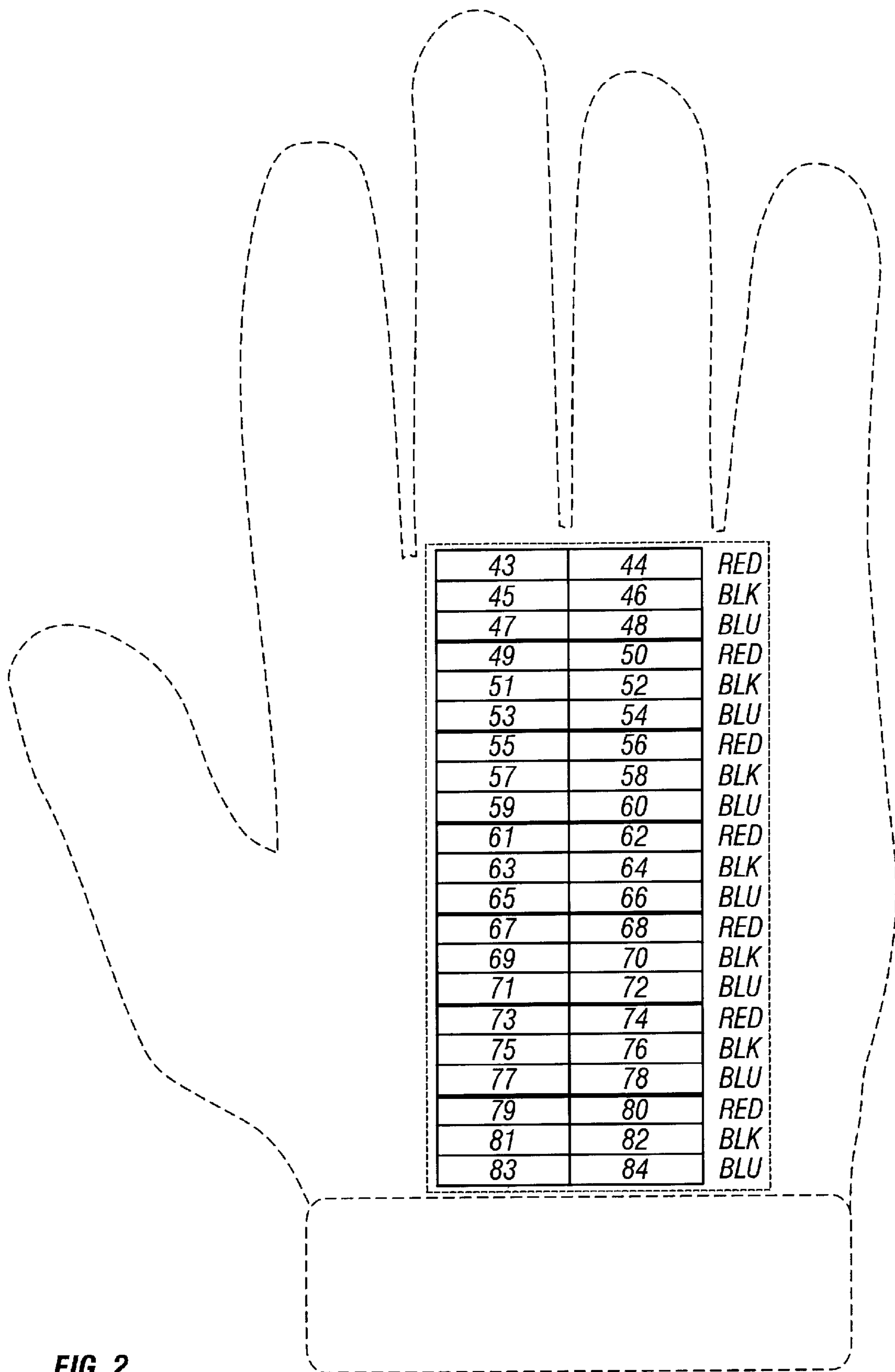


FIG. 2