



US00D462483S

(12) **United States Design Patent**
Campbell

(10) **Patent No.:** **US D462,483 S**

(45) **Date of Patent:** **** Sep. 3, 2002**

(54) **COMBINED SOAP DISPENSER AND BATH BRUSH**

5,813,078 A 9/1998 Hogan, Sr.
5,836,035 A * 11/1998 McElfish et al. 15/160
6,036,393 A 3/2000 Youtcheff et al.

(76) **Inventor:** **Judy A Campbell**, 4637 Roby Grey Way, North Las Vegas, NV (US) 89031

OTHER PUBLICATIONS

Hong Kong Enterprise, vol. 2, Feb. 2000, Smiling Face Bathing Brush—Model No. 7134, p. 313.*

(**) **Term:** **14 Years**

* cited by examiner

(21) **Appl. No.:** **29/151,218**

Primary Examiner—Alan P. Douglas
Assistant Examiner—Lavone Tabor

(22) **Filed:** **Nov. 2, 2001**

(51) **LOC (7) Cl.** **04-02**

(57) **CLAIM**

(52) **U.S. Cl.** **D28/63; D4/114; D4/127**

The ornamental design for a combined soap dispenser and bath brush, as shown and described.

(58) **Field of Search** D4/114, 124, 126, D4/127, 130; D28/63; 4/604-606; 15/104.92, 112, 159.1, 160, 161; 601/136, 154, 159; 401/268, 272, 286, 287, 291

DESCRIPTION

(56) **References Cited**

FIG. 1 is a front elevational view of the combined soap dispenser and bath brush of the present invention; FIG. 2 is a rear elevational view of the combined soap dispenser and bath brush of FIG. 1; FIG. 3 is a left side elevational view of the combined soap dispenser and bath brush of FIG. 1, the right view being a mirror image thereof; FIG. 4 is a top plan view of the combined soap dispenser and bath brush of FIG. 1; and, FIG. 5 is a bottom plan view of the combined soap dispenser and bath brush of FIG. 1.

U.S. PATENT DOCUMENTS

4,047,259 A	9/1977	Lotis	
4,053,960 A	* 10/1977	Kingswell	15/104.92
4,417,362 A	11/1983	Walker	
4,704,759 A	11/1987	Mesa	
5,072,480 A	12/1991	Peters et al.	
5,228,165 A	* 7/1993	Westberry et al.	15/160
5,345,640 A	* 9/1994	Goss	4/606 X
5,450,647 A	* 9/1995	Dorsey	4/606 X
D394,134 S	5/1998	Ambrose	
5,784,722 A	* 7/1998	Ureta et al.	4/606

1 Claim, 2 Drawing Sheets

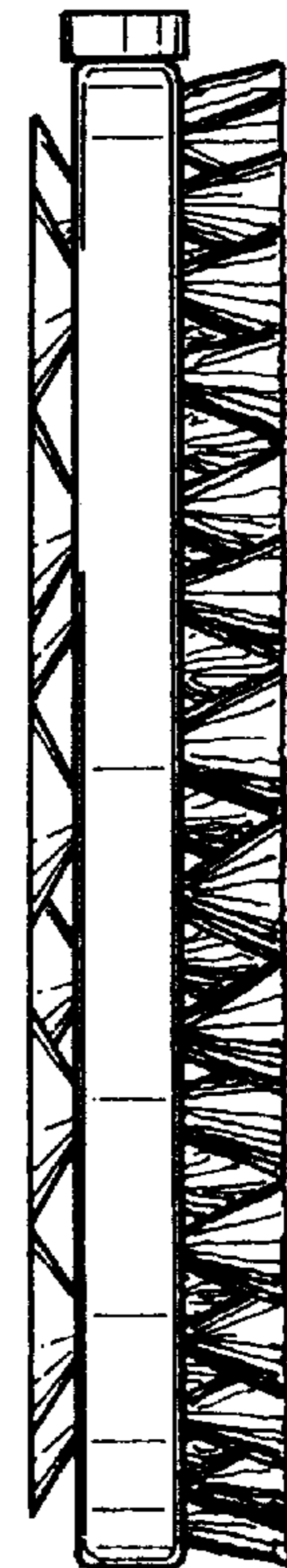



FIG. 1




FIG. 3

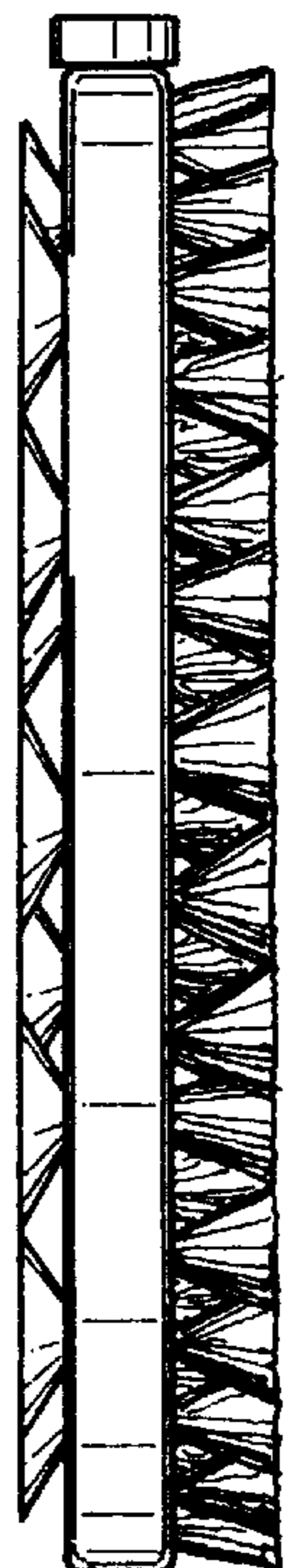


FIG. 4

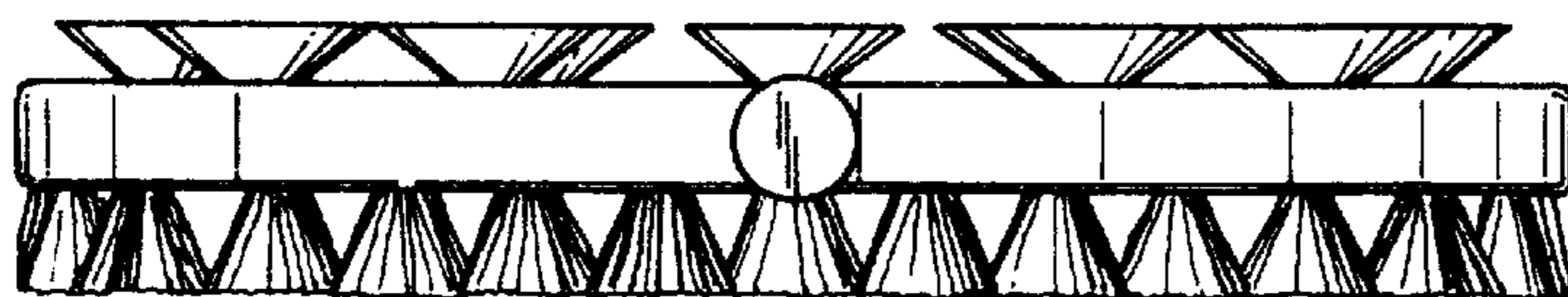


FIG. 2

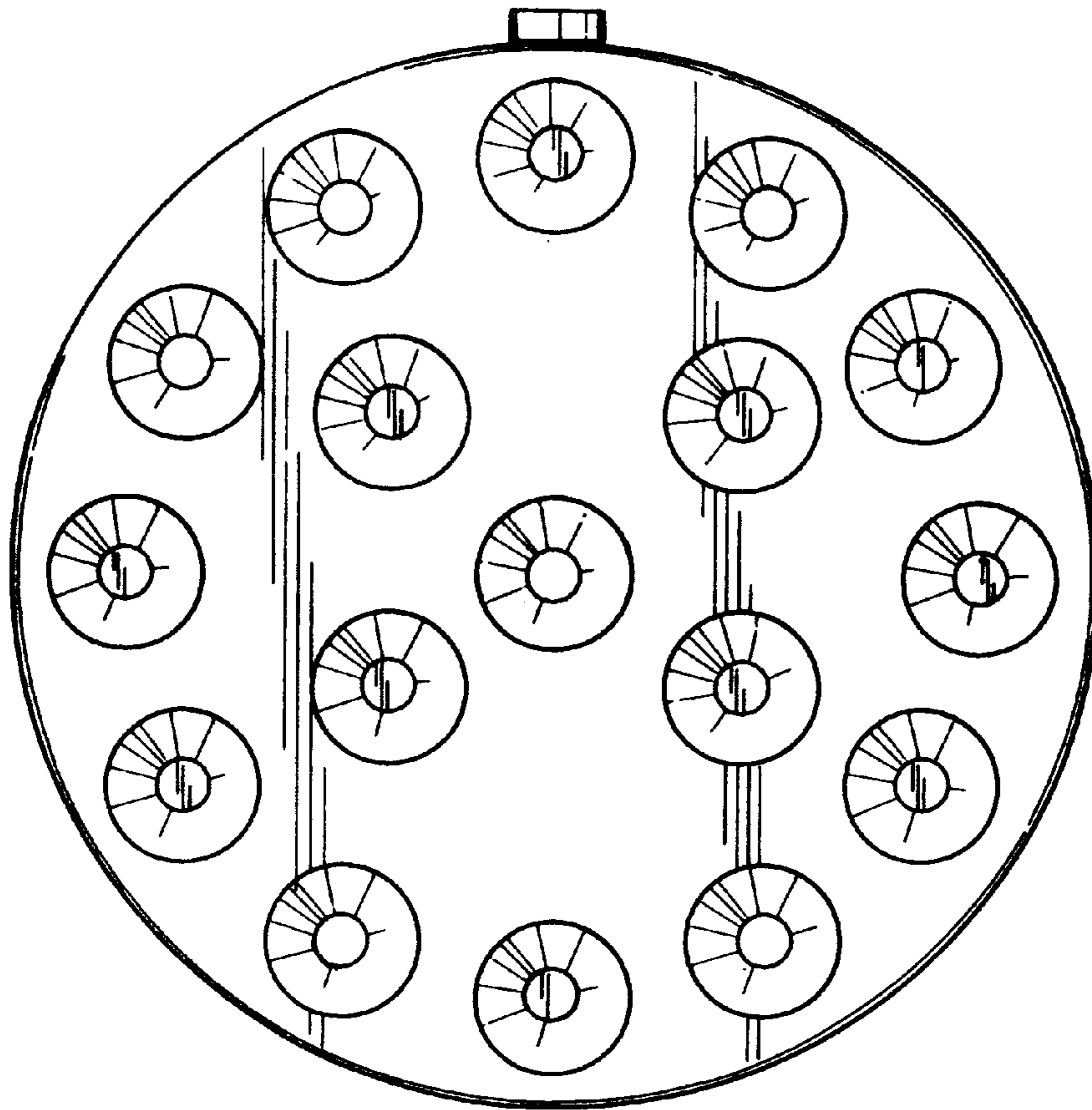


FIG. 5

