



US00D462478S

(12) **United States Design Patent**  
**Johnson**

(10) **Patent No.:** **US D462,478 S**

(45) **Date of Patent:** **\*\* Sep. 3, 2002**

(54) **CAP FOR LIGHTING FIXTURE**

5,800,047 A \* 9/1998 Yang ..... 362/806  
5,899,555 A \* 5/1999 Lin ..... 362/122

(75) Inventor: **Aaron Mitchell Johnson**, Fort Worth, TX (US)

\* cited by examiner

(73) Assignee: **Quorum International, L.P.**, Fort Worth, TX (US)

*Primary Examiner*—Jennifer Rivard  
(74) *Attorney, Agent, or Firm*—Hill & Hunn LLP

(\*\*) Term: **14 Years**

(57) **CLAIM**

(21) Appl. No.: **29/135,095**

The ornamental design for a cap for lighting fixture, as shown and described.

(22) Filed: **Jan. 5, 2001**

**DESCRIPTION**

(51) **LOC (7) Cl.** ..... **26-99**

(52) **U.S. Cl.** ..... **D26/127**

(58) **Field of Search** ..... D26/113, 125-137, D26/156; 362/806, 122, 363

FIG. 1 is a perspective view of the cap for lighting fixture. FIG. 2 is a side view of the cap for lighting fixture. FIG. 3 is a top view of the cap for lighting fixture; and, FIG. 4 is a bottom view of the cap for lighting fixture.

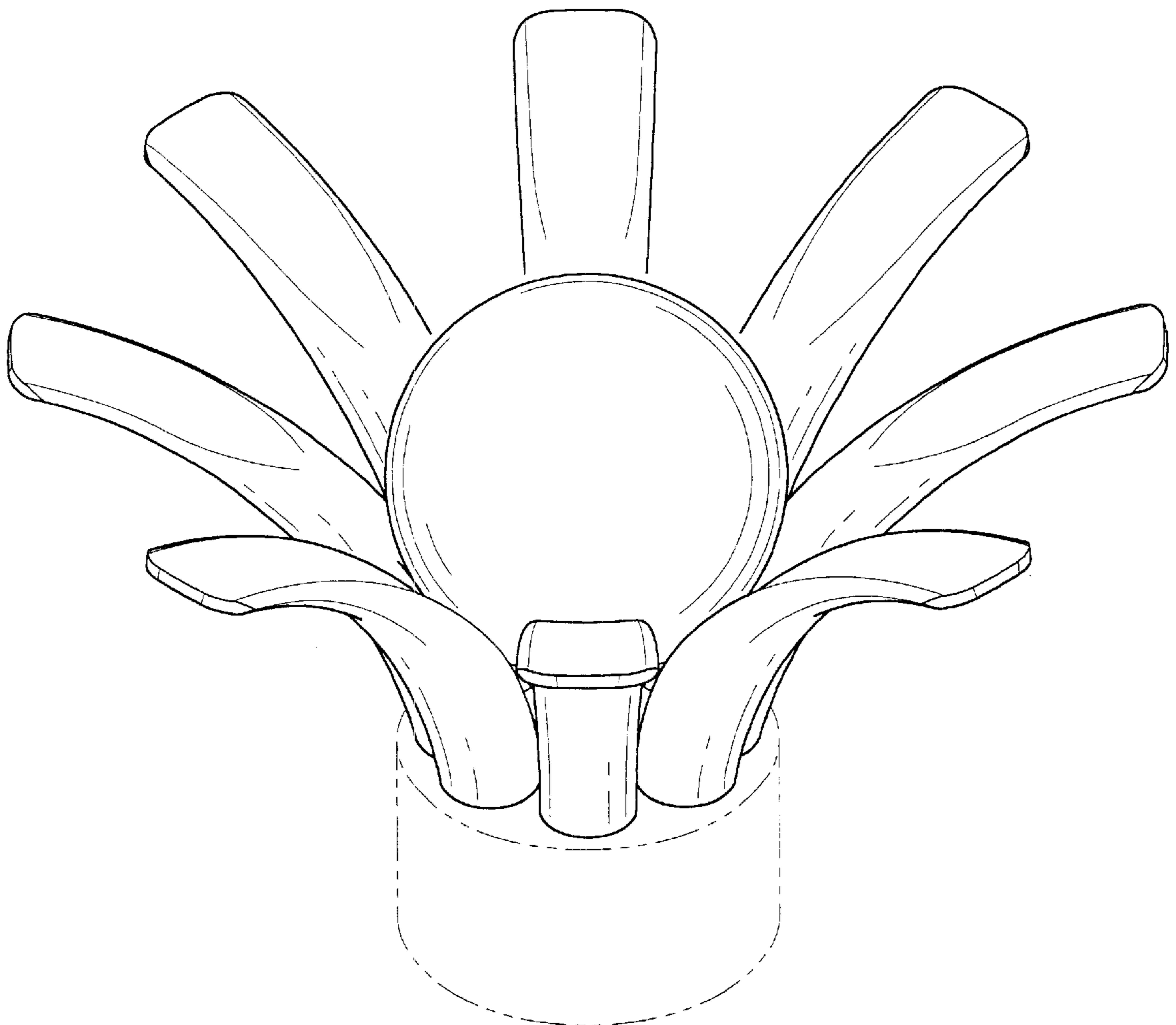
(56) **References Cited**

The portions of the drawings shown in phantom are for illustrative purposes only, and do not form a part of the claimed design.

**U.S. PATENT DOCUMENTS**

3,050,619 A \* 8/1962 Abramson ..... 362/122  
D196,256 S \* 9/1963 Dwyer ..... D26/127

**1 Claim, 3 Drawing Sheets**



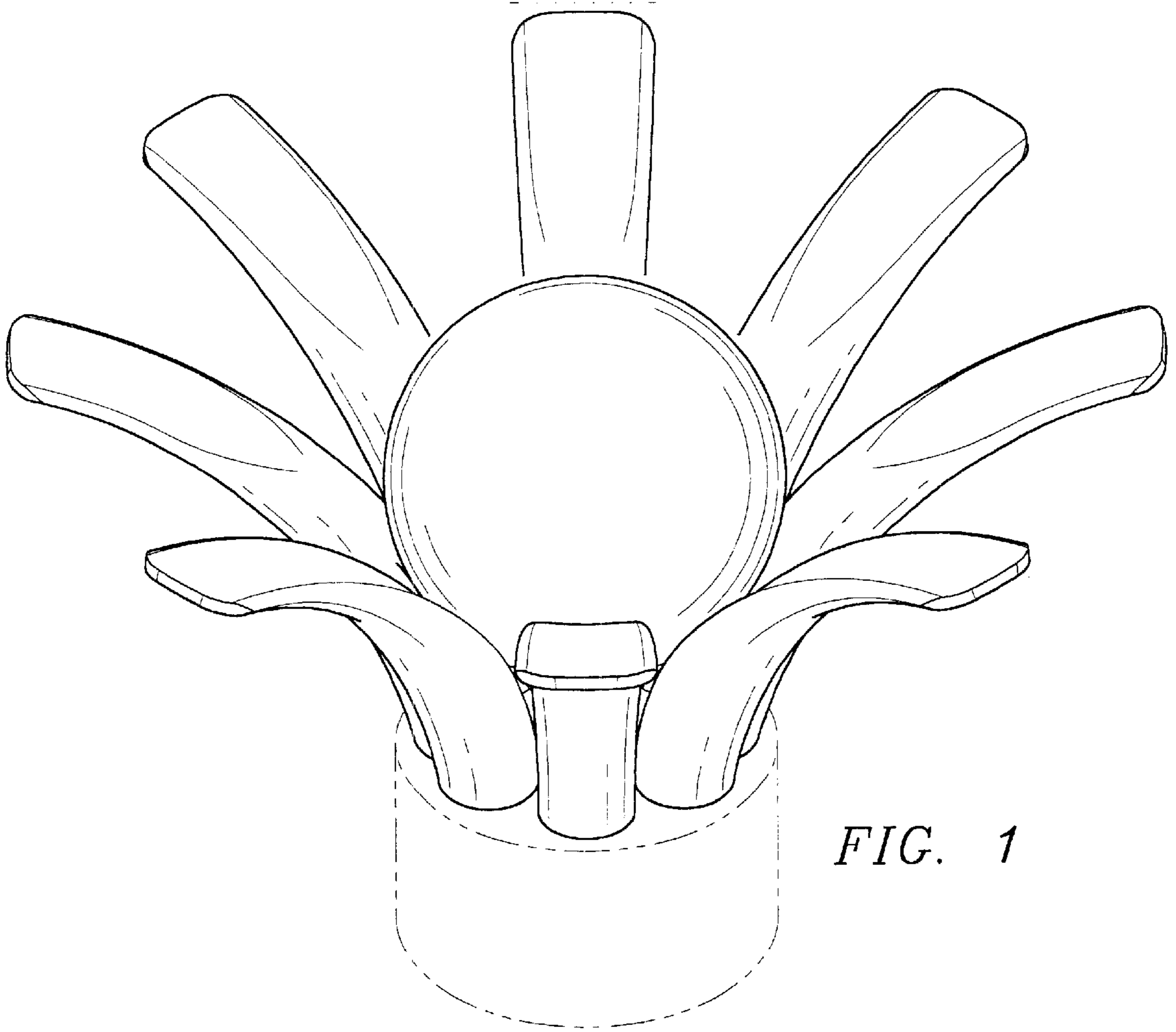


FIG. 1

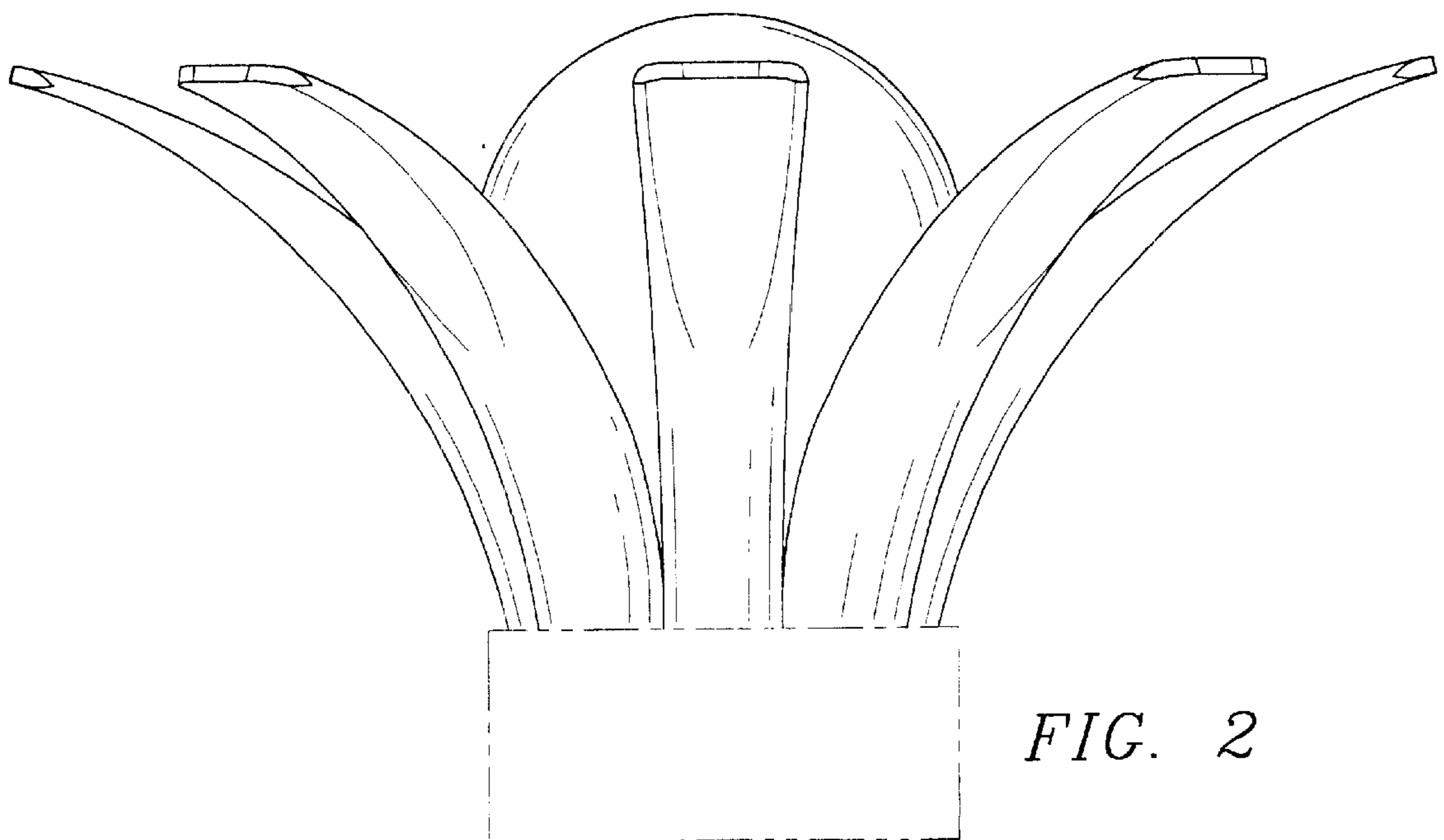


FIG. 2




FIG. 3




FIG. 4