



US00D462477S

(12) **United States Design Patent**  
**Osborne**

(10) **Patent No.:** **US D462,477 S**

(45) **Date of Patent:** **\*\* Sep. 3, 2002**

(54) **NIGHT LIGHT HOLDER**

(75) **Inventor:** **Peter Osborne**, Stratford-upon-Avon (GB)

(73) **Assignee:** **Special EFX Limited**, Stratford-upon-Avon (GB)

(\*\*) **Term:** **14 Years**

(21) **Appl. No.:** **29/135,250**

(22) **Filed:** **Jan. 8, 2001**

(51) **LOC (7) Cl.** ..... **26-99**

(52) **U.S. Cl.** ..... **D26/118; D9/433; D19/1; D26/26**

(58) **Field of Search** ..... D26/118, 119, D26/128, 129, 135, 24, 26, 89, 72; 362/226, 124.14, 124.11; D19/1, 2; 40/124.01, 124.02, 124.08, 124.09; D9/418, 433

(56) **References Cited**

**U.S. PATENT DOCUMENTS**

2,074,704	A	*	3/1937	Osborne	.....	D19/1
D197,147	S	*	12/1963	Shapiro	.....	D9/418
4,070,778	A	*	1/1978	Mahler et al.	.....	40/124.1
4,200,222	A	*	4/1980	Feuer	.....	40/124.02
D259,216	S	*	5/1981	Martin et al.	.....	D26/118
D328,801	S	*	8/1992	Emmerling	.....	D26/118
5,201,548	A	*	4/1993	Lang et al.	.....	40/124.1
D339,063	S	*	9/1993	Simon	.....	D9/433
5,318,327	A	*	6/1994	Daneshvar	.....	40/124.1

D363,802	S	*	10/1995	Murata	.....	D26/25
5,551,730	A	*	9/1996	Barreca et al.	.....	40/124.1
D375,757	S	*	11/1996	Johnson	.....	D19/1
D382,797	S	*	8/1997	House	.....	D9/433
D397,489	S	*	8/1998	Alexander	.....	D26/118
D400,289	S	*	10/1998	Wardenburg et al.	.....	D26/118
D432,570	S	*	10/2000	Donaldson	.....	D19/2
6,130,773	A	*	10/2000	Jacobson et al.	.....	40/124.1
6,181,799	B1	*	1/2001	Azima et al.	.....	40/124.1
D437,777	S	*	2/2001	Wootton	.....	D9/418
D439,512	S	*	3/2001	Wootton	.....	D9/418
6,203,070	B1	*	3/2001	Richardson	.....	40/124.1

\* cited by examiner

*Primary Examiner*—Cynthia E. Ramirez

(74) *Attorney, Agent, or Firm*—Wood, Phillips, Katz, Clark & Mortimer

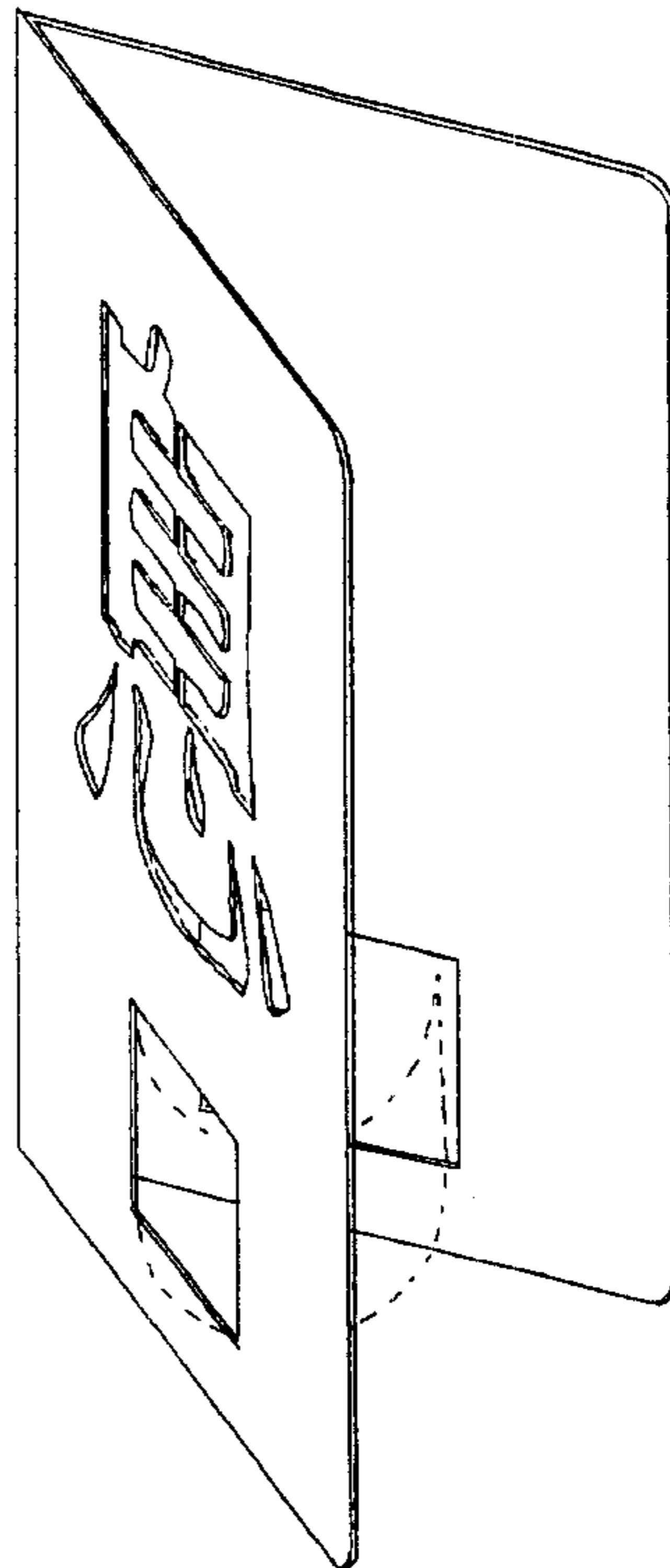
(57) **CLAIM**

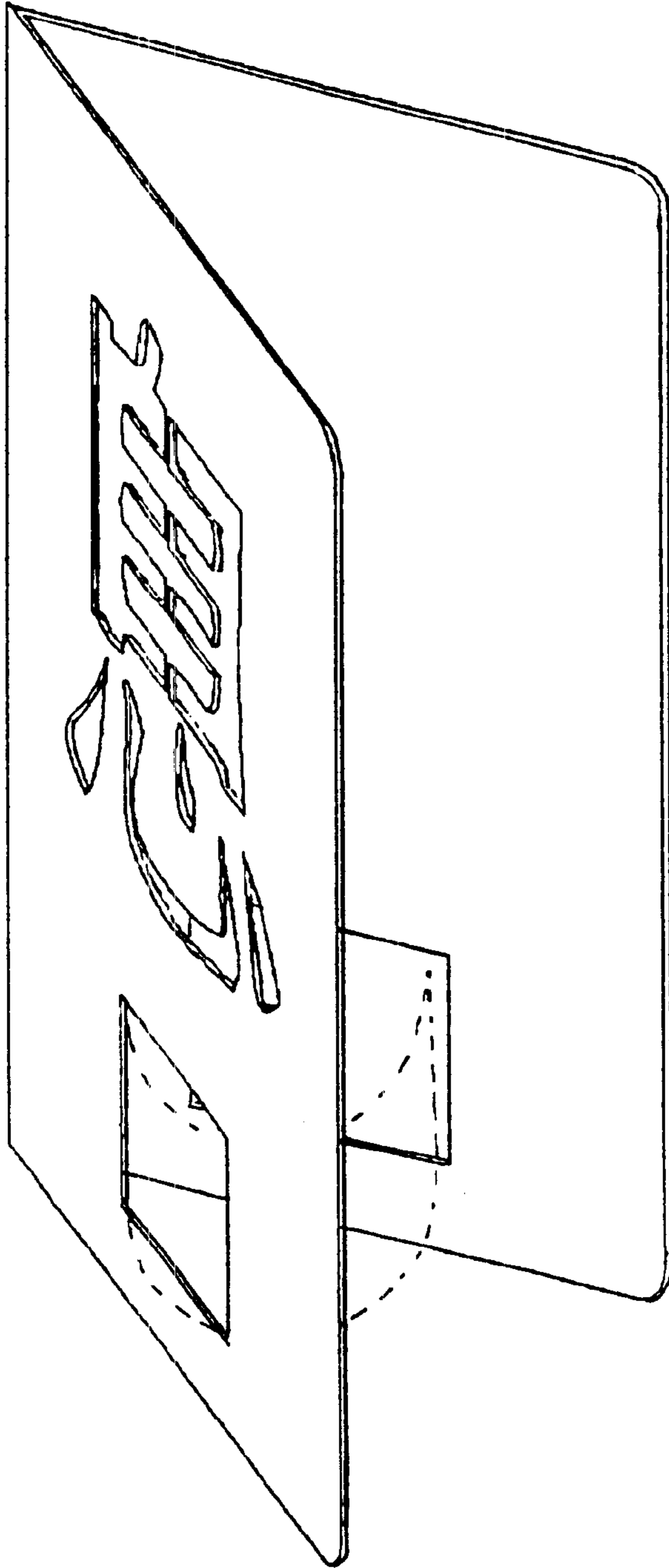
The ornamental design of a night light holder, as shown and described.

**DESCRIPTION**

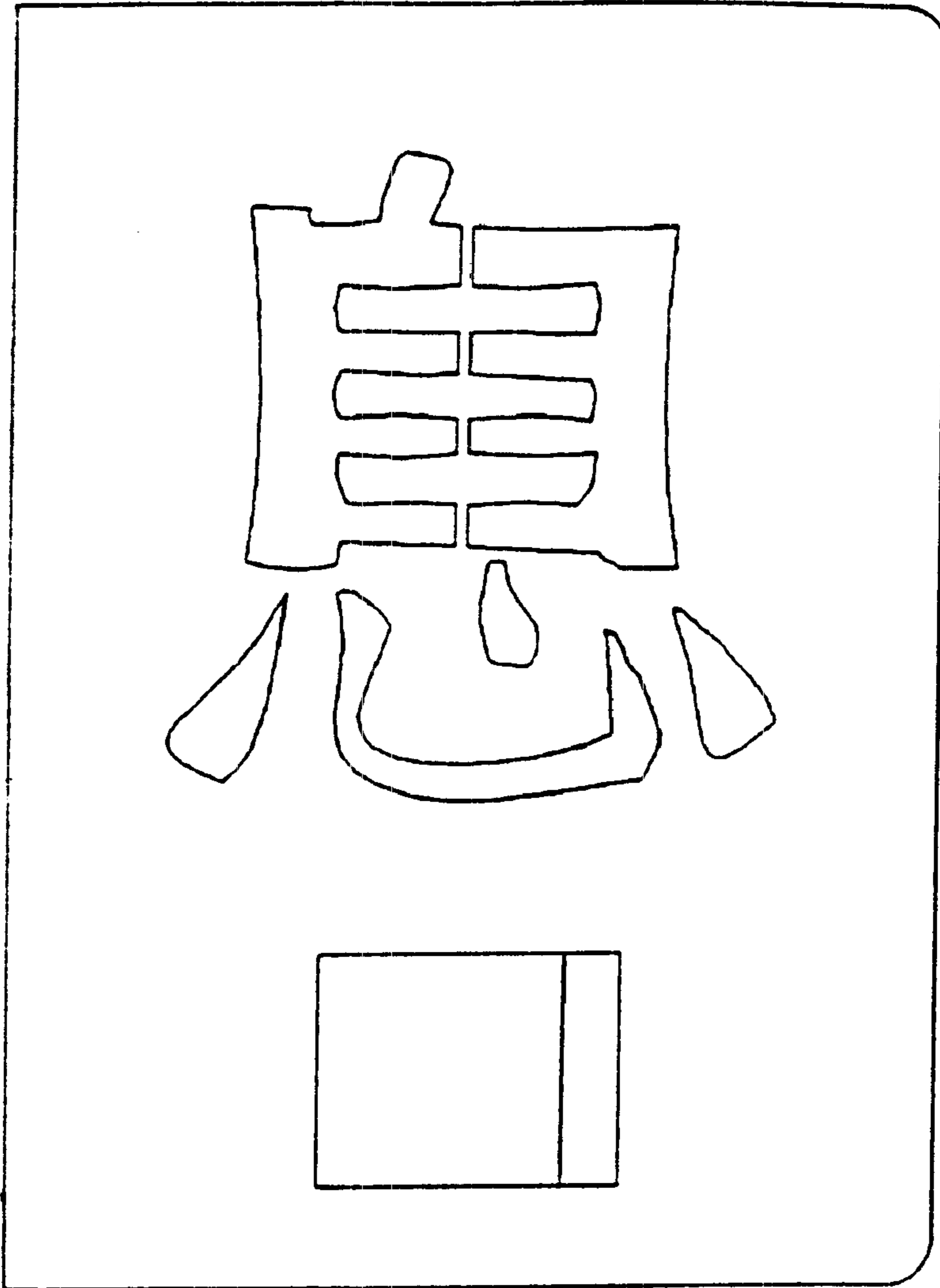
FIG. 1 is a front perspective view from above of the night light holder;  
FIG. 2 is a front elevational view of the night light holder; and,  
FIG. 3 is a rear elevational view of the night light holder.  
The broken line showing in FIG. 1 is for illustrative purposes only and forms no part of the claimed design.

**1 Claim, 3 Drawing Sheets**

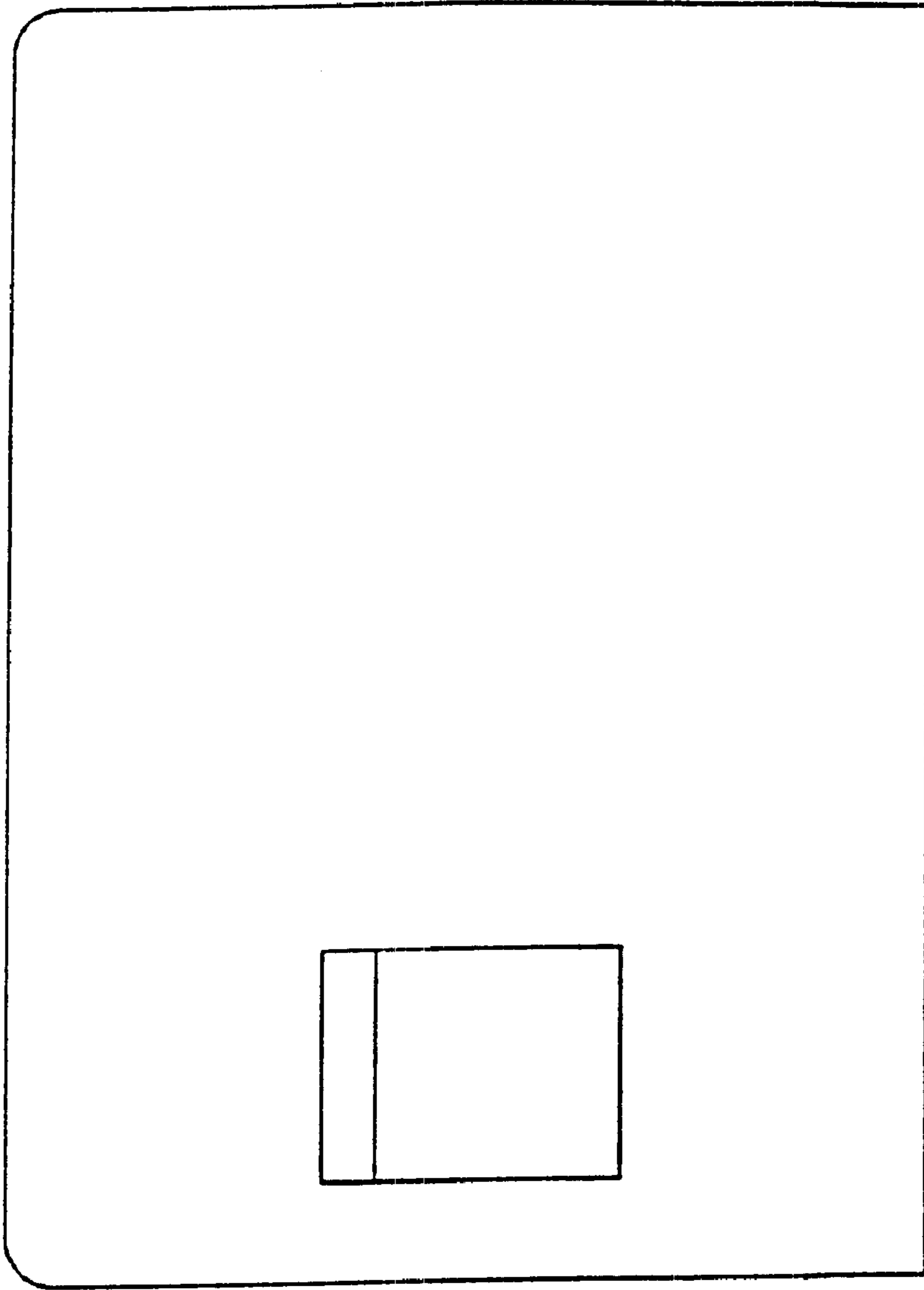




**FIGURE 1**



**FIGURE 2**



**FIGURE 3**