



US00D462463S

(12) **United States Design Patent**  
**Ogawa**

(10) **Patent No.:** **US D462,463 S**

(45) **Date of Patent:** **\*\* Sep. 3, 2002**

(54) **INTERIOR AND EXTERIOR  
CONSTRUCTION BOARD HAVING A  
PATTERNED FACE**

D186,165 S \* 9/1959 Griswold ..... D25/160  
D186,406 S \* 10/1959 Dwight ..... D25/158  
D299,872 S \* 2/1989 Jennings ..... D25/157  
D394,319 S \* 5/1998 Berger ..... D25/163

(76) Inventor: **Katsumasa Ogawa**, 3-2-22, Soja,  
Soja-shi, Okayama (JP)

\* cited by examiner

(\*\*) Term: **14 Years**

*Primary Examiner*—Doris Clark

(21) Appl. No.: **29/148,367**

(74) *Attorney, Agent, or Firm*—Flynn, Thiel, Boutell &  
Tanis, P.C.

(22) Filed: **Sep. 18, 2001**

(57) **CLAIM**

(30) **Foreign Application Priority Data**

The ornamental design for an interior and exterior construction board having a patterned face, as shown and described.

Mar. 21, 2001 (JP) ..... 2001-007366

**DESCRIPTION**

(51) **LOC (7) Cl.** ..... **25-01**

FIG. 1 is a front elevational view of an interior and exterior construction board having a patterned face and showing my new design, the rear elevational view, the right side elevational view and the left side elevational view being identical thereto;

(52) **U.S. Cl.** ..... **D25/163; D25/138**

(58) **Field of Search** ..... D25/138, 157,  
D25/158, 159, 160, 163, 145, 147-148;  
52/316, 311.1, 415, 782.1

FIG. 2 is a top plan view thereof;

(56) **References Cited**


FIG. 3 is a bottom plan view thereof; and,

**U.S. PATENT DOCUMENTS**

FIG. 4 is a sectional view taken along line 4—4 of FIG. 2.

2,388,880 A \* 11/1945 Stitt ..... 52/316

**1 Claim, 2 Drawing Sheets**






FIG. 1



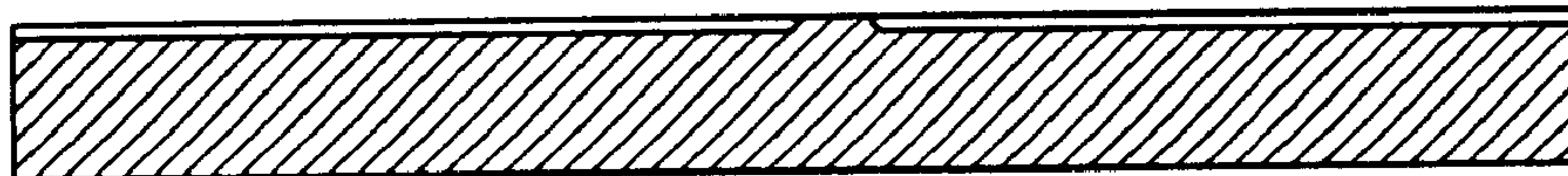


FIG. 2



**FIG. 3**



**FIG. 4**