



US00D462462S

(12) **United States Design Patent**
Ogawa

(10) **Patent No.:** **US D462,462 S**

(45) **Date of Patent:** **** Sep. 3, 2002**

(54) **INTERIOR AND EXTERIOR
CONSTRUCTION BOARD HAVING A
PATTERNED FACE**

D186,406 S * 10/1959 Dwight D25/158
D299,872 S * 2/1989 Jennings D25/157
D394,319 S * 5/1998 Berger D25/163

(76) Inventor: **Katsumasa Ogawa**, 3-2-22, Soja,
Soja-shi, Okayama (JP)

* cited by examiner

(**) Term: **14 Years**

Primary Examiner—Doris Clark

(21) Appl. No.: **29/148,366**

(74) *Attorney, Agent, or Firm*—Flynn, Thiel, Boutell &
Tanis, P.C.

(22) Filed: **Sep. 18, 2001**

(30) **Foreign Application Priority Data**

(57) **CLAIM**

Mar. 21, 2001 (JP) 2001-007367

The ornamental design for an interior and exterior construc-
tion board having a patterned face, as shown and described.

(51) **LOC (7) Cl.** **25-01**

DESCRIPTION

(52) **U.S. Cl.** **D25/163; D25/138**

FIG. 1 is a front elevational view of an interior and exterior
construction board having a patterned face and showing my
new design, the rear elevational view, the right side eleva-
tional view and the left side elevational view being identical
thereto;

(58) **Field of Search** D25/138, 157,
D25/158, 159, 160, 163, 145, 147, 148;
52/316, 311.1, 415, 782.1

FIG. 2 is a top plan view thereof;

(56) **References Cited**


FIG. 3 is a bottom plan view thereof; and,

U.S. PATENT DOCUMENTS

FIG. 4 is a sectional view taken along the line 4—4 of FIG.
2.

2,388,880 A * 11/1945 Stitt 52/316
D186,165 S * 9/1959 Griswold D25/160

1 Claim, 2 Drawing Sheets






FIG. 1




FIG. 2




FIG. 3

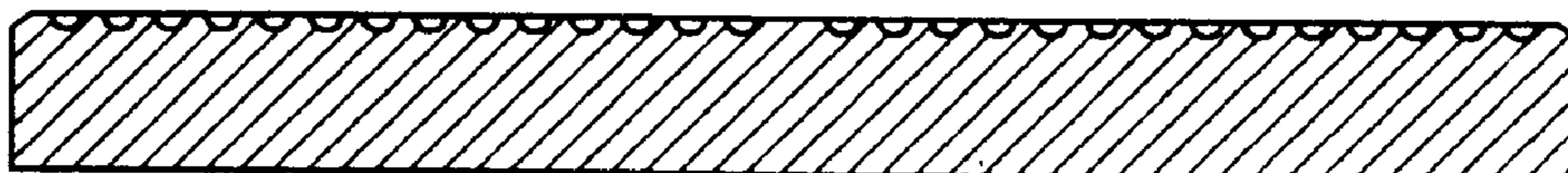


FIG. 4