



US00D462460S

(12) **United States Design Patent** (10) **Patent No.:** **US D462,460 S**  
**Phillips et al.** (45) **Date of Patent:** **\*\* Sep. 3, 2002**

(54) **WALLBOARD**

4,870,788 A 10/1989 Hassan  
D411,628 S \* 6/1999 Dyer ..... D25/138

(76) Inventors: **Winston D Phillips**, 4213 Viola St.,  
Philadelphia, PA (US) 19104; **Colyn C  
Smith**, 1641 W. Grange St.,  
Philadelphia, PA (US) 19141

\* cited by examiner

*Primary Examiner*—Doris Clark

(\*\*) Term: **14 Years**

(57) **CLAIM**

The ornamental design for a wallboard, as shown and described.

(21) Appl. No.: **29/147,895**

(22) Filed: **Sep. 7, 2001**

**DESCRIPTION**

(51) **LOC (7) Cl.** ..... **25-01**

(52) **U.S. Cl.** ..... **D25/138**

(58) **Field of Search** ..... D25/138, 58; 52/238.1,  
52/270, 251, 481.1, 461

FIG. 1 is a front elevational view of the wallboard of the present invention;  
FIG. 2 is a rear elevational view of the wallboard of FIG. 1;  
FIG. 3 is a top plan view of the wallboard of FIG. 1, the bottom plan view being a mirror image thereof; and,  
FIG. 4 is a right side elevational view of the wallboard of FIG. 1, the left side elevational view being a mirror image thereof.

(56) **References Cited**

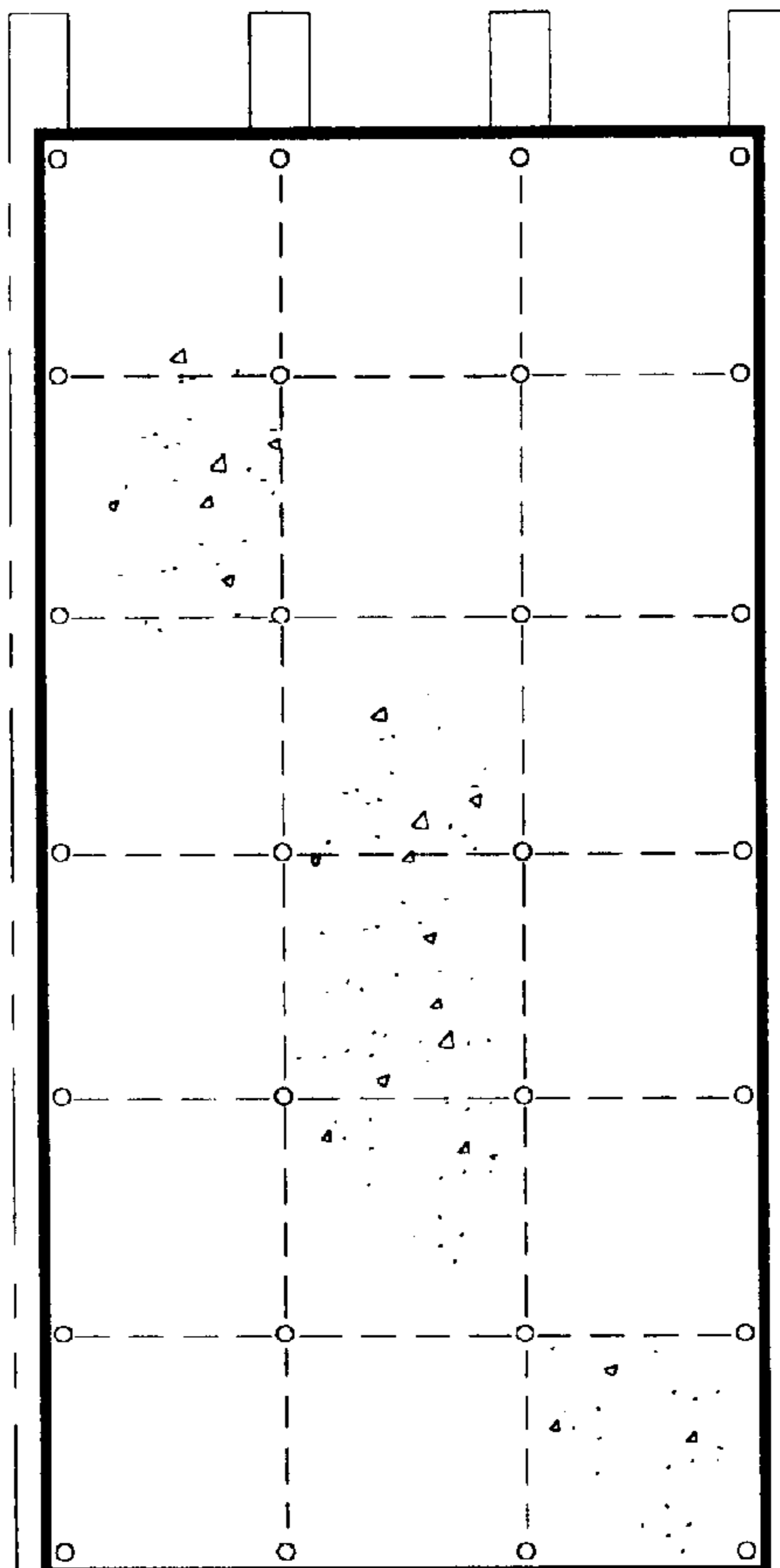
**U.S. PATENT DOCUMENTS**

2,054,246 A	9/1936	Dalzell	
3,763,609 A	10/1973	Probst	
3,874,139 A	* 4/1975	Landwoski	..... 52/270
D244,383 S	5/1977	Tellman et al.	
4,361,994 A	* 12/1982	Carver	..... 52/238.1
4,725,708 A	2/1988	Janicki	
4,858,402 A	8/1989	Putz	

The broken lines shown on the claimed article are indicative of surface Indicia.

The broken lines showing of studs in FIGS. 1, 2, 3, and 4 are for illustrative purposes only and form no part of the claimed design.

**1 Claim, 1 Drawing Sheet**



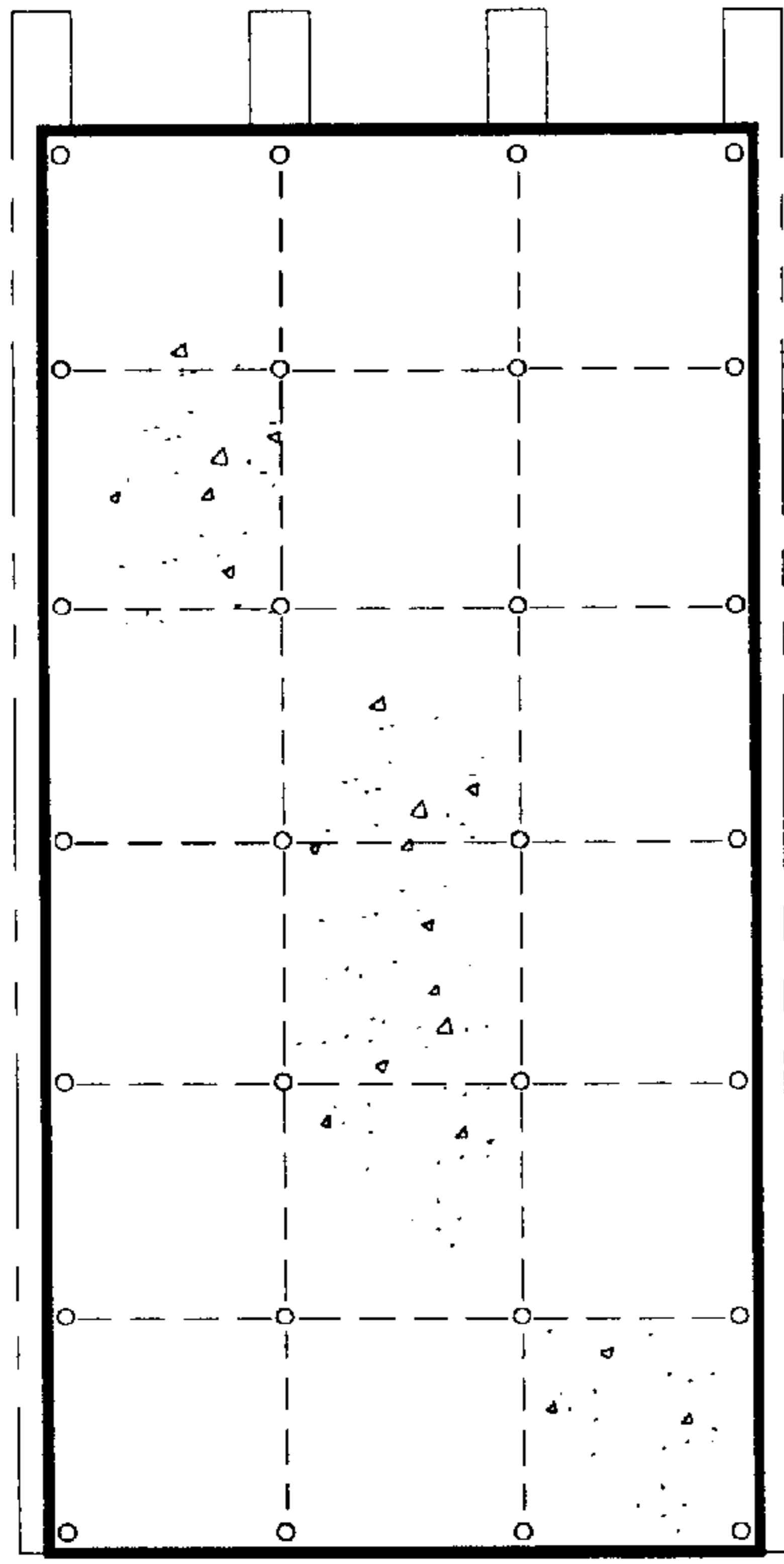


FIG. 1




FIG. 2

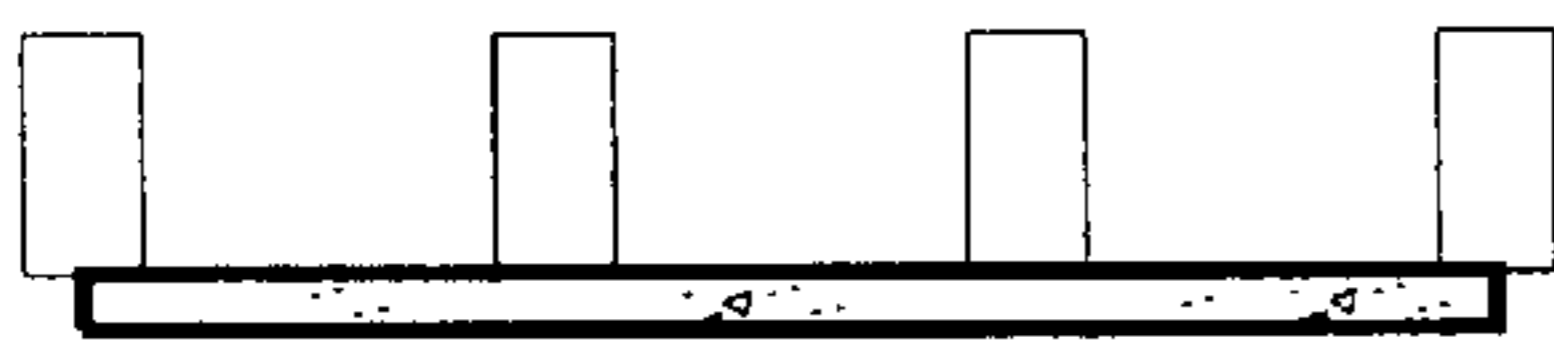


FIG. 3

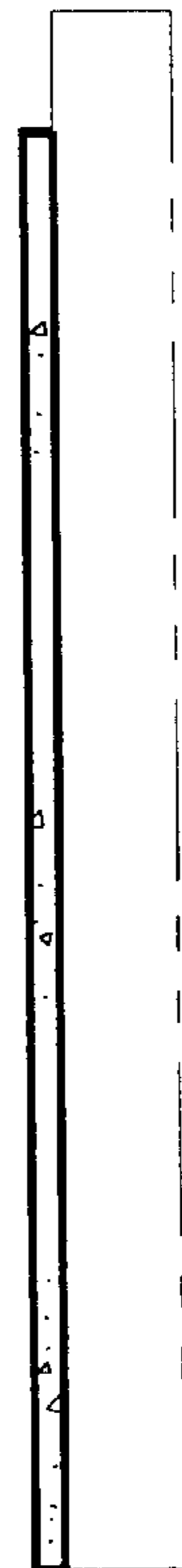


FIG. 4