



US00D462427S

(12) **United States Design Patent**
Jeng

(10) **Patent No.:** **US D462,427 S**

(45) **Date of Patent:** **** Sep. 3, 2002**

(54) **COMBINED GAS HEATER AND TABLE**

(75) Inventor: **Chary Jeng**, City of Industry, CA (US)

(73) Assignee: **Berkeley Products, Inc.**, City of Industry, CA (US)

(**) Term: **14 Years**

(21) Appl. No.: **29/146,231**

(22) Filed: **Aug. 6, 2001**

Related U.S. Application Data

(63) Continuation-in-part of application No. 29/112,849, filed on Oct. 21, 1999, now Pat. No. Des. 446,290.

(51) **LOC (7) Cl.** **23-03**

(52) **U.S. Cl.** **D23/328; D23/342; D6/397**

(58) **Field of Search** **D23/332, 335, D23/336, 338, 339, 340, 342, 328; 126/59, 57.5, 92 B, 85 R, 83, 90 R, 90 A, 225, 25 R, 25 B; D26/51, 58, 59; D6/486-8, 399, 511, 397; 362/92, 217, 253**

(56) **References Cited**

U.S. PATENT DOCUMENTS

D42,178 S * 2/1912 Roy

D187,490 S * 3/1960 Hammes
3,251,356 A * 5/1966 Prince et al.
3,934,572 A * 1/1976 Teague, Jr.
D325,963 S * 5/1992 Anderson
D406,206 S * 3/1999 Grosfillex
D429,324 S * 8/2000 Olson et al.
6,192,878 B1 * 2/2001 Waters

* cited by examiner

Primary Examiner—B. J. Bullock

(74) *Attorney, Agent, or Firm*—Frank Frisenda

(57) **CLAIM**

The ornamental design for a combined gas heater and table, as shown and described.

DESCRIPTION


FIG. 1 is a front view showing my new combined gas heater and table in one embodied form.

FIG. 2 is a left side view of my design shown in FIG. 1;

FIG. 3 is a top plan view of my design shown in FIG. 1; and,

FIG. 4 is a bottom view of my design shown in FIG. 1.

1 Claim, 2 Drawing Sheets



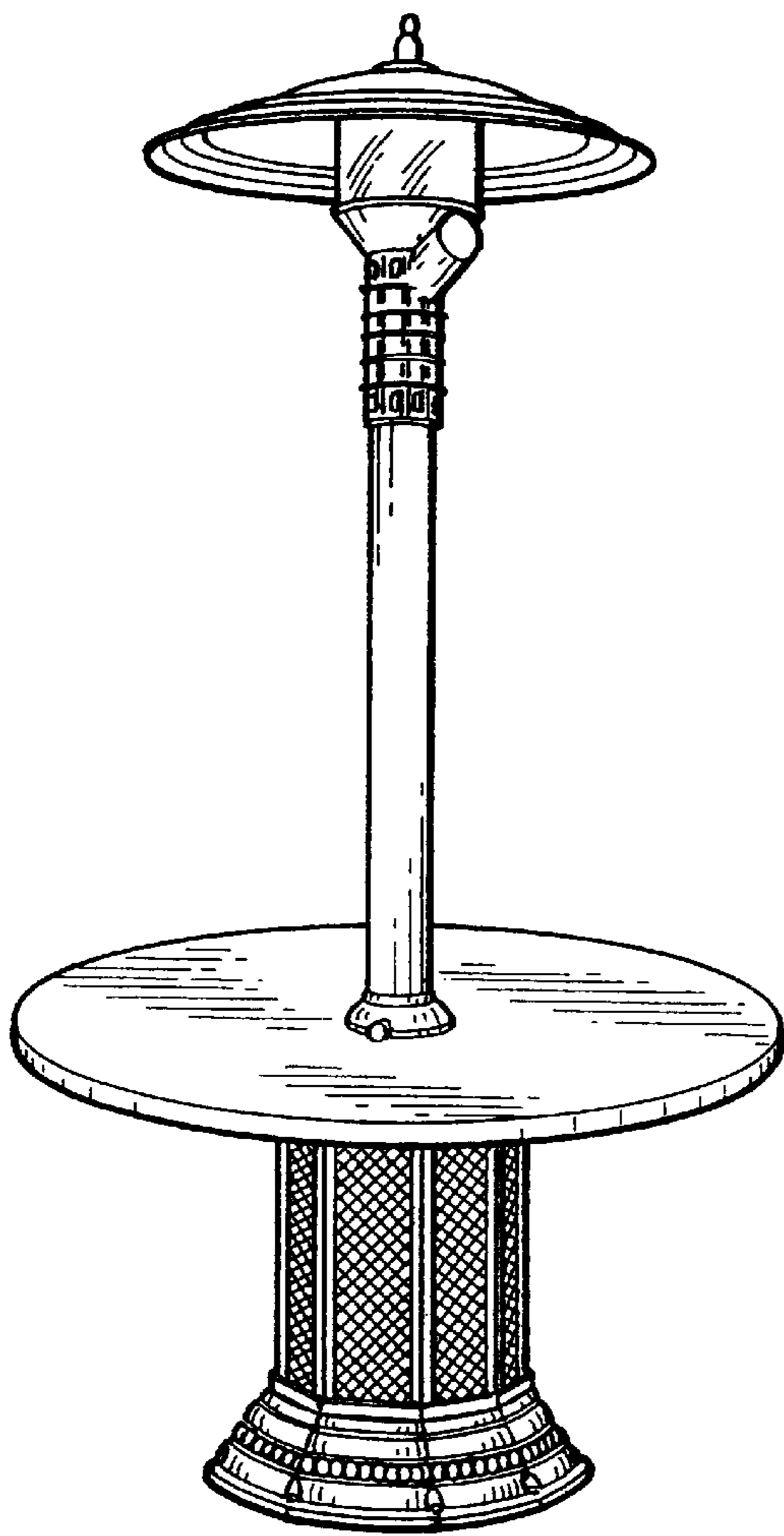


FIG. 1

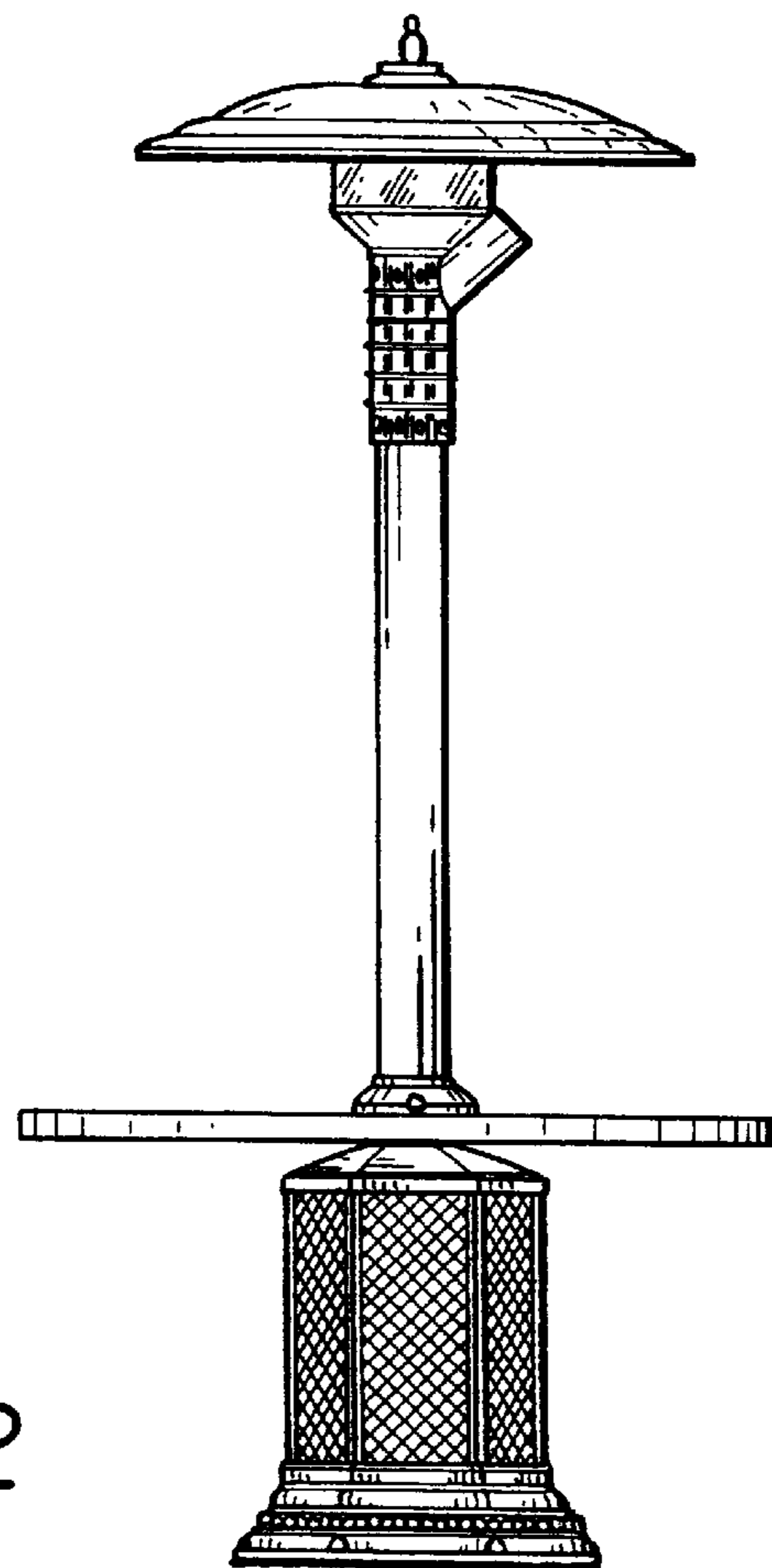


FIG. 2

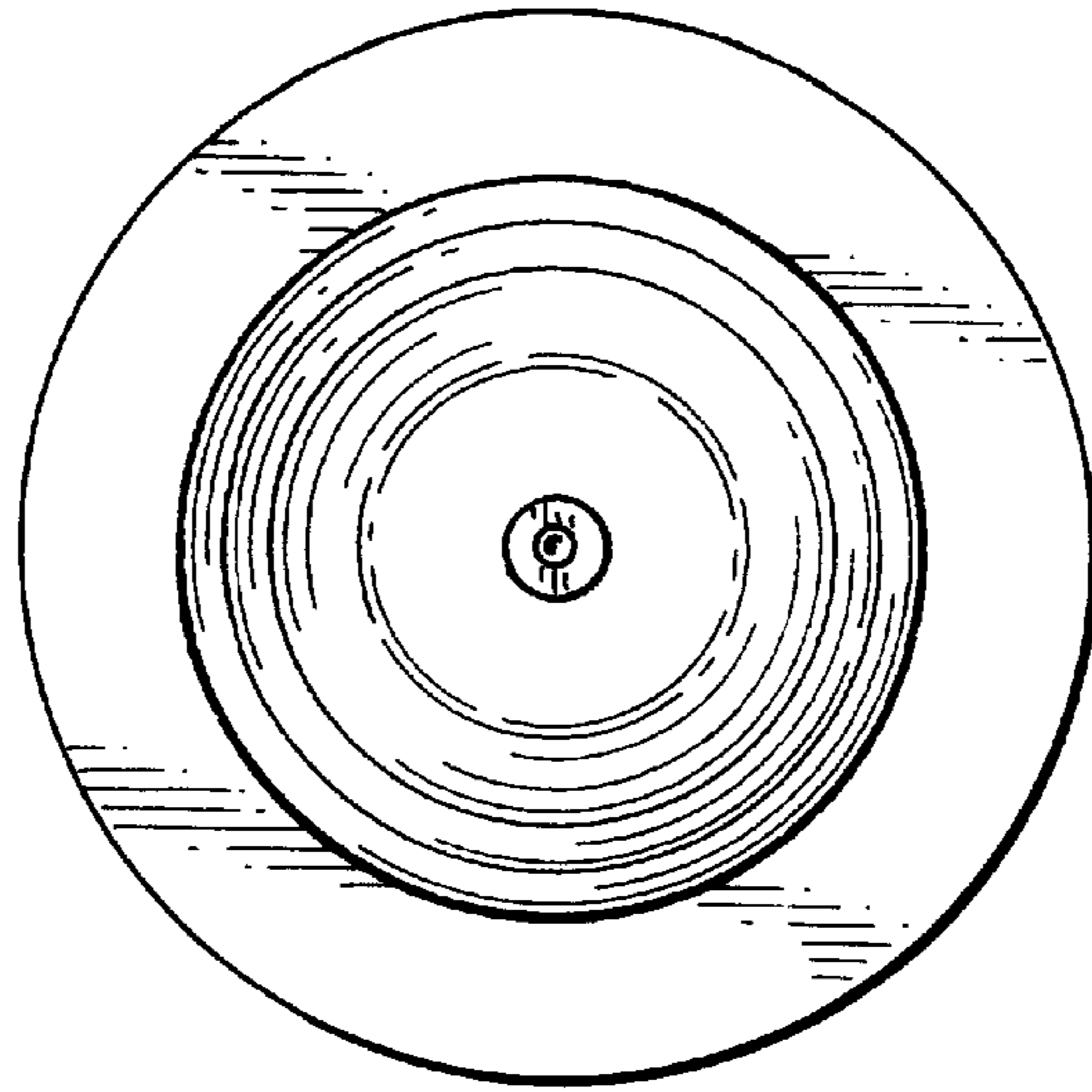


FIG. 3

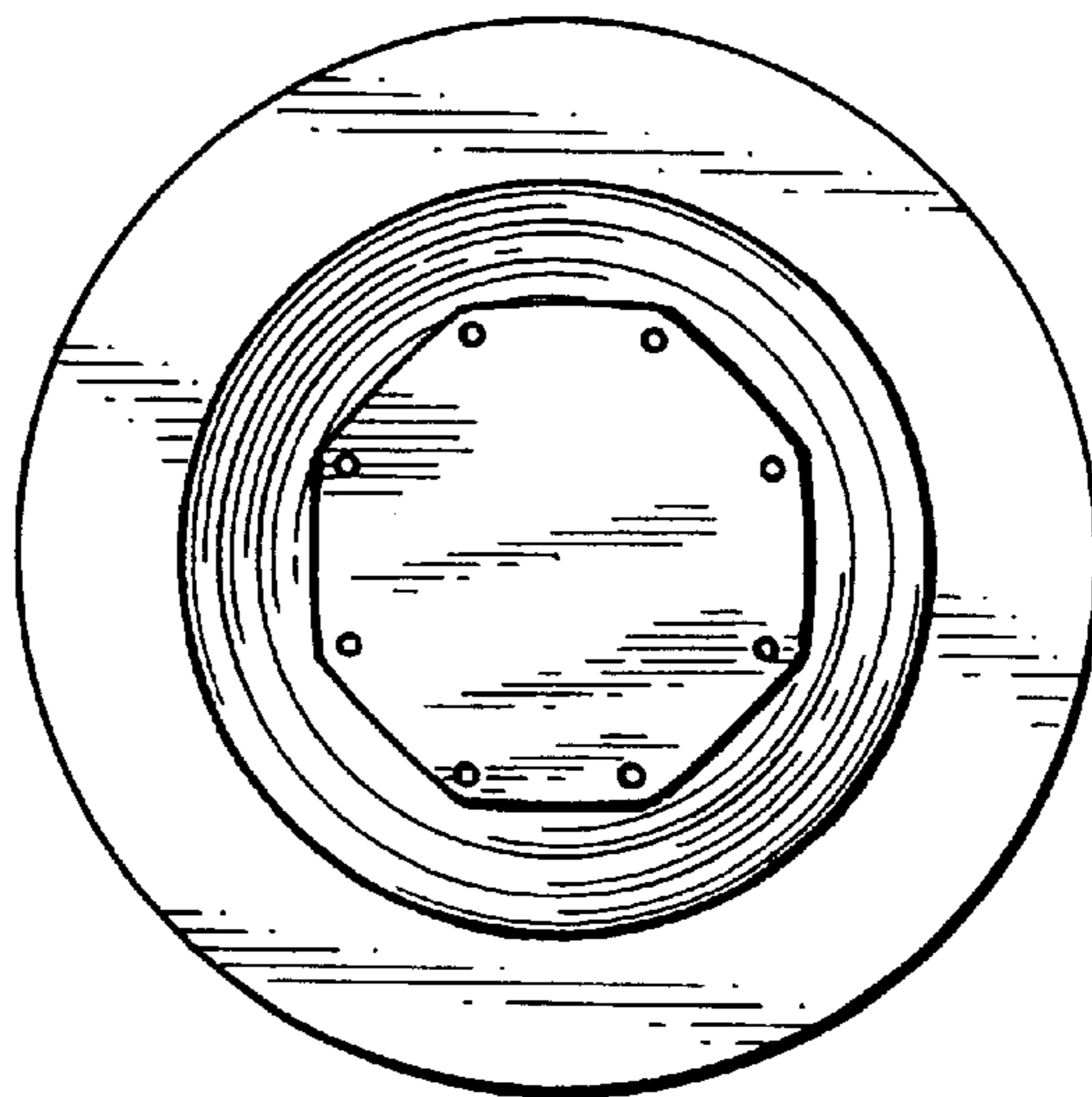


FIG. 4