



US00D462414S

(12) **United States Design Patent** (10) **Patent No.:** **US D462,414 S**
Gustlin (45) **Date of Patent:** **** Sep. 3, 2002**

(54) **FISHING ROD ROLLER GUIDE**

(75) Inventor: **Stephen N. Gustlin**, Santa Ana, CA (US)
(73) Assignee: **All American Fishing Products, Inc.**, Santa Ana, CA (US)
(**) Term: **14 Years**

(21) Appl. No.: **29/143,908**
(22) Filed: **Jun. 19, 2001**

(51) **LOC (7) Cl.** **22-05**
(52) **U.S. Cl.** **D22/143**
(58) **Field of Search** D22/143, 139, D22/138, 140; 43/24

(56) **References Cited**

U.S. PATENT DOCUMENTS

D200,648 S	*	3/1965	Ayers	D22/143
D228,117 S	*	8/1973	Turner	D22/143
D292,116 S	*	9/1987	Ziemelis	D22/143
5,276,991 A		1/1994	Stotesbury et al.	43/24
5,383,300 A	*	1/1995	Stotesbury et al.	43/24
5,417,007 A		5/1995	Stotesbury et al.	43/24
D423,636 S	*	4/2000	Lin	D22/143
D425,964 S	*	5/2000	Lin	D22/143

OTHER PUBLICATIONS

Internet Ad from Versitex—Volume Custom Rod Builders, Oct. 9, 2001, 17 pages.
1616853, Oct. 9, 1990, Aftco Mfg. Co., Inc.
1615845, Oct. 2, 1990, Aftco Mfg. Co., Inc.
1615844, Oct. 2, 1990, Aftco Mfg. Co., Inc.
1643711, May 7, 1991, Aftco Mfg. Co., Inc.

* cited by examiner

Primary Examiner—Catherine R. Oliver
(74) *Attorney, Agent, or Firm*—Lyon & Lyon LLP

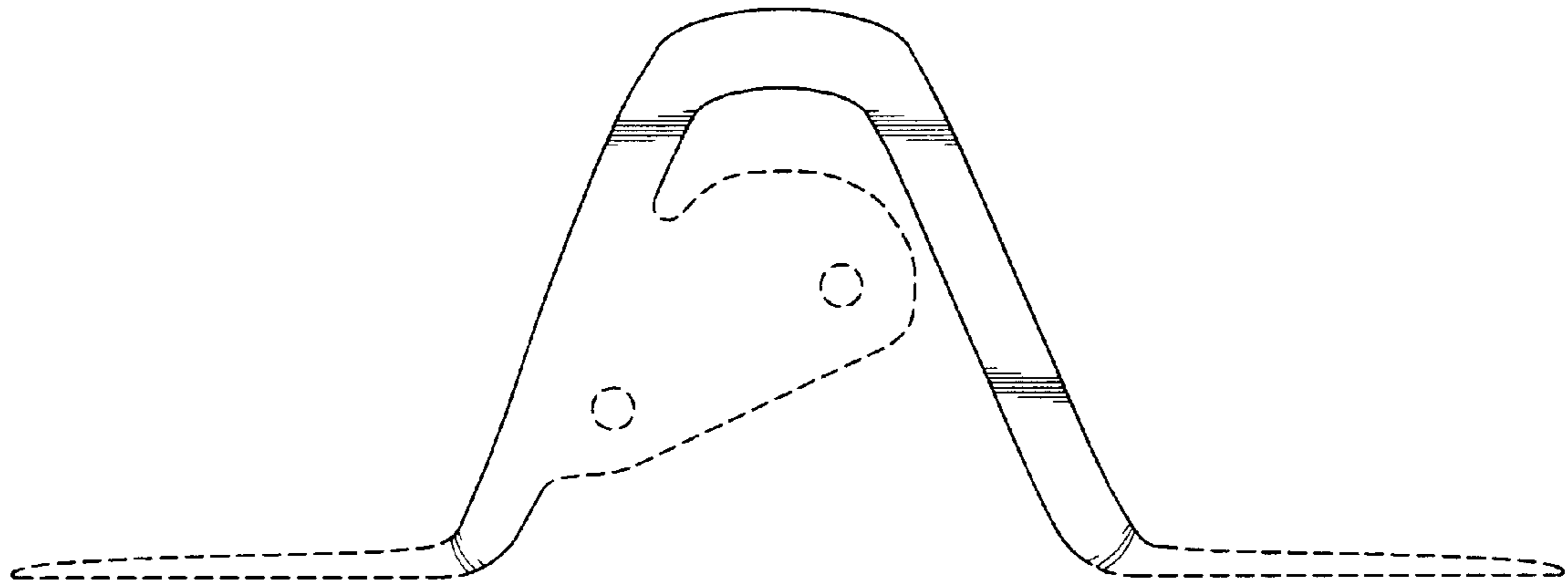
(57) **CLAIM**

The ornamental design for a fishing rod roller guide, substantially as shown and described.

DESCRIPTION

FIG. 1 is a front elevational view of the fishing rod roller guide showing my new design, the rear elevational view being a mirror image thereof;
FIG. 2 is a side elevational view, the opposite side being a mirror image thereof; and,
FIG. 3 is a top plan view, the bottom plan view being a mirror image.
The broken line showing of environment in the drawings is for illustrative purposes only and forms no part of the claimed design.

1 Claim, 1 Drawing Sheet



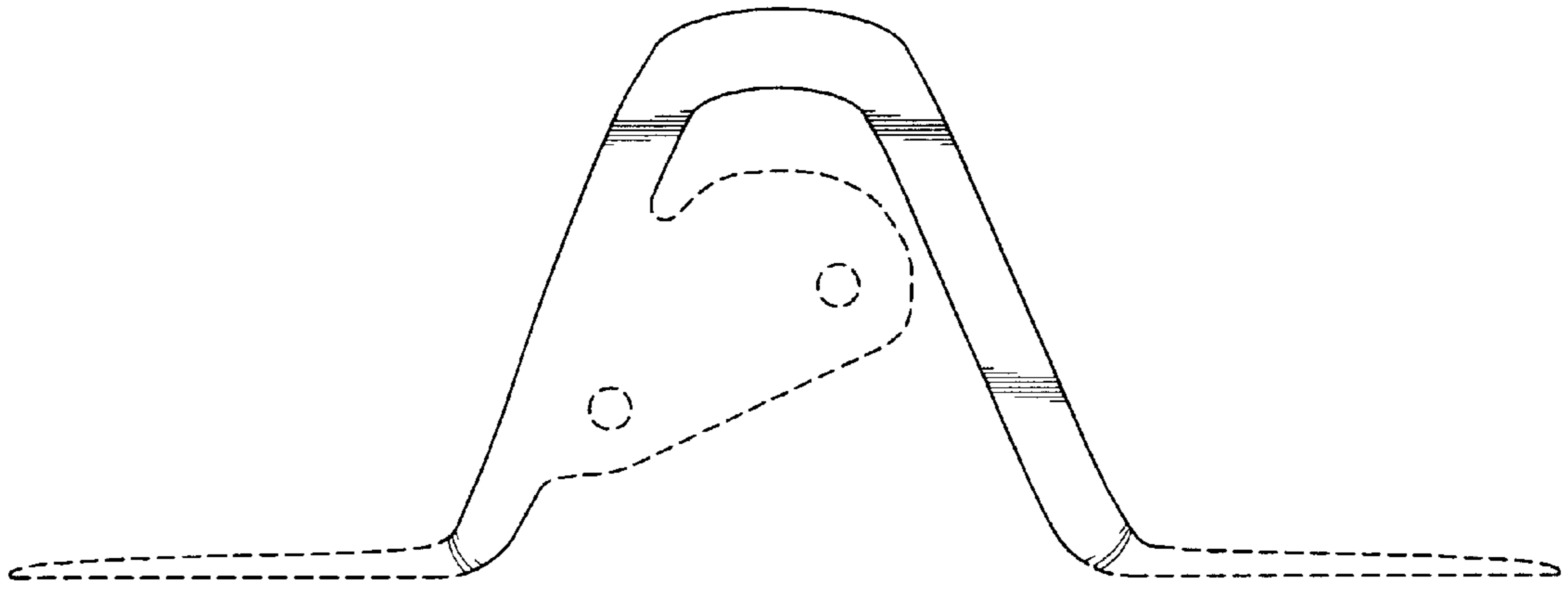


FIG. 1

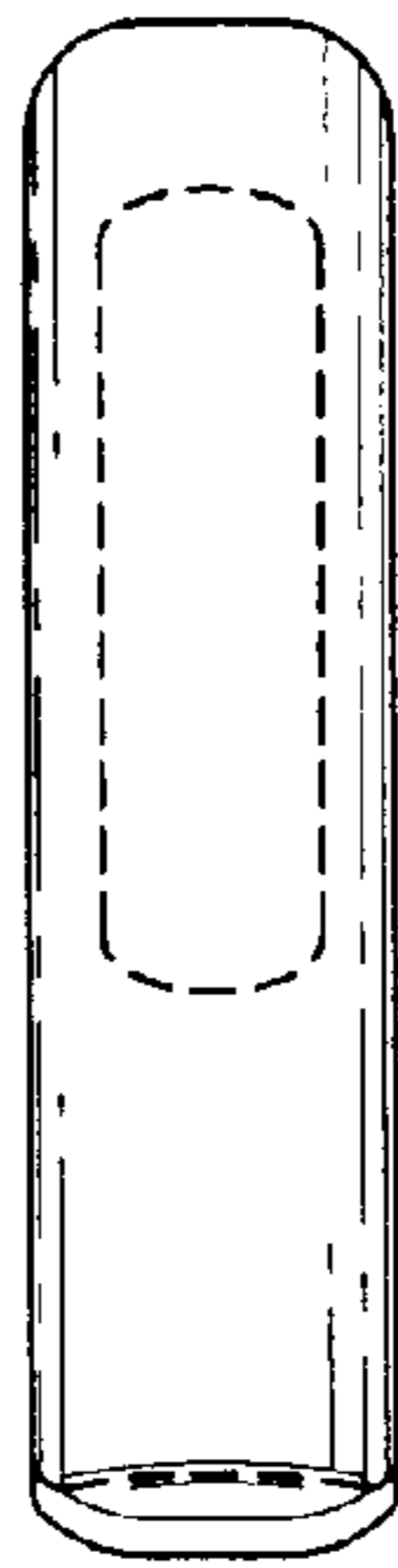


FIG. 2

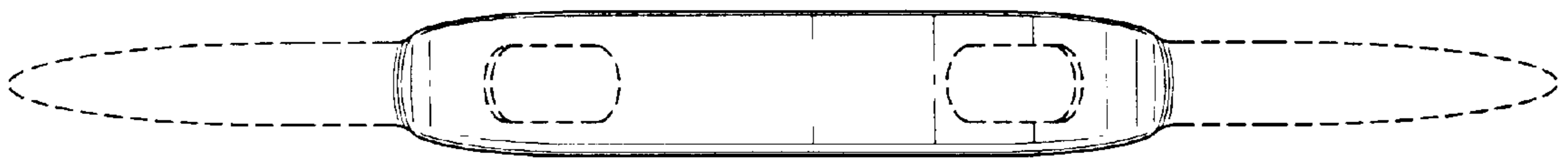


FIG. 3