



US00D462412S

(12) **United States Design Patent**  
**Solomon**

(10) **Patent No.:** **US D462,412 S**

(45) **Date of Patent:** **\*\* Sep. 3, 2002**

(54) **DUCK FIGURE**

(76) Inventor: **Walter Solomon**, 505 N. Price,  
Marshall, TX (US) 75670

(\*\*) Term: **14 Years**

(21) Appl. No.: **29/140,739**

(22) Filed: **Apr. 24, 2001**

(51) **LOC (7) Cl.** ..... **22-05**

(52) **U.S. Cl.** ..... **D22/125**

(58) **Field of Search** ..... D22/125, 132;  
43/3

(56) **References Cited**

**U.S. PATENT DOCUMENTS**

2,909,859	A	*	10/1959	Christmas	.....	43/3
D229,306	S	*	11/1973	McGraw	.....	D22/125
D268,863	S	*	5/1983	Fulster	.....	D22/125
D318,709	S	*	7/1991	Osmon	.....	D22/125
D394,895	S	*	6/1998	Moody	.....	D22/125
D404,791	S	*	1/1999	Swiecki et al.	.....	D22/125
5,960,577	A	*	10/1999	Wlaterson	.....	43/3
6,170,188	B1	*	1/2001	Mathews	.....	43/3
D437,382	S	*	2/2001	Krise et al.	.....	D22/125

\* cited by examiner

*Primary Examiner*—Dominic Simone

(74) *Attorney, Agent, or Firm*—Malcolm W. Pipes; Storm  
& Hemingway

(57) **CLAIM**

I claim an ornamental design for a duck figure, as shown and described.

**DESCRIPTION**

FIG. 1 is a perspective view of a duck figure showing my new design;

FIG. 2 is a front elevational view thereof;

FIG. 3 is a right side elevational view thereof, the left side being a mirror image;

FIG. 4 is a top plan view thereof;

FIG. 5 is a rear view thereof;

FIG. 6 is a perspective view of a second embodiment of FIG. 1;

FIG. 7 is a front elevational view of FIG. 6;

FIG. 8 is a right side elevational view of FIG. 6, the left side being a mirror image;;

FIG. 9 is a top plan view of FIG. 6; and,

FIG. 10 a rear view of FIG. 6.

**1 Claim, 10 Drawing Sheets**







FIGURE 1




FIGURE 2






FIGURE 3




FIGURE 4






FIGURE 5

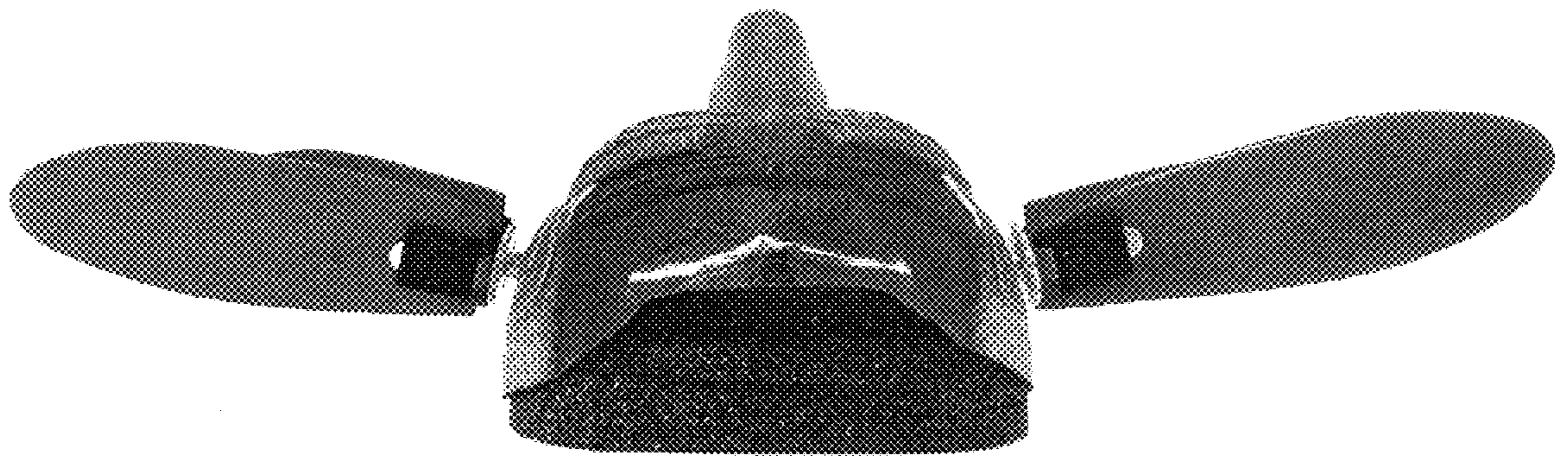


FIGURE 6






FIGURE 7





FIGURE 8




FIGURE 9





FIGURE 10

