



US00D462406S

(12) **United States Design Patent**
Kessler

(10) **Patent No.:** **US D462,406 S**

(45) **Date of Patent:** **** Sep. 3, 2002**

(54) **WAVE RIDER BODY BOARD**

(76) **Inventor:** **Brian Kessler**, 12000 W. Pico Blvd.,
Suite 2, Los Angeles, CA (US) 90064

(**) **Term:** **14 Years**

(21) **Appl. No.:** **29/152,831**

(22) **Filed:** **Jan. 3, 2002**

(51) **LOC (7) Cl.** **21-02**

(52) **U.S. Cl.** **D21/769; D21/770; D21/803**

(58) **Field of Search** **D21/801, 803,**
D21/804, 809, 810, 760, 769, 770; D12/6-11,
316; 441/65, 67, 74, 75

(56) **References Cited**

U.S. PATENT DOCUMENTS

3,045,264	A	*	7/1962	Smith	D21/770
D232,964	S	*	9/1974	Beck	D21/769
D256,604	S	*	8/1980	Arzolan		
4,463,954	A	*	8/1984	Panse et al.	441/67
5,372,527	A	*	12/1994	Flores Cardona	441/67
5,738,556	A	*	4/1998	Palmieri	441/75

* cited by examiner

Primary Examiner—Lucy Lieberman
(74) *Attorney, Agent, or Firm*—Browdy and Neimark,
P.L.L.C.

(57) **CLAIM**

The ornamental design for a wave rider body board, as shown and described.

DESCRIPTION

FIG. 1 is a top perspective view of a wave rider bodyboard;
FIG. 2 is an elevation view thereof;
FIG. 3 is another elevation view thereof from a position 180°
from FIG. 2;
FIG. 4 is a third elevation view thereof from a position 90°
from FIGS. 2 and 3;
FIG. 5 is a top view thereof; and,
FIG. 6 is a bottom view thereof.

The strap is shown broken away in the drawings to indicate indeterminate length. The strap is shown unattached to the wave rider body board in FIGS. 3 and 6 for clarity of illustration. The strap is shown in various positions in the drawings.

1 Claim, 2 Drawing Sheets

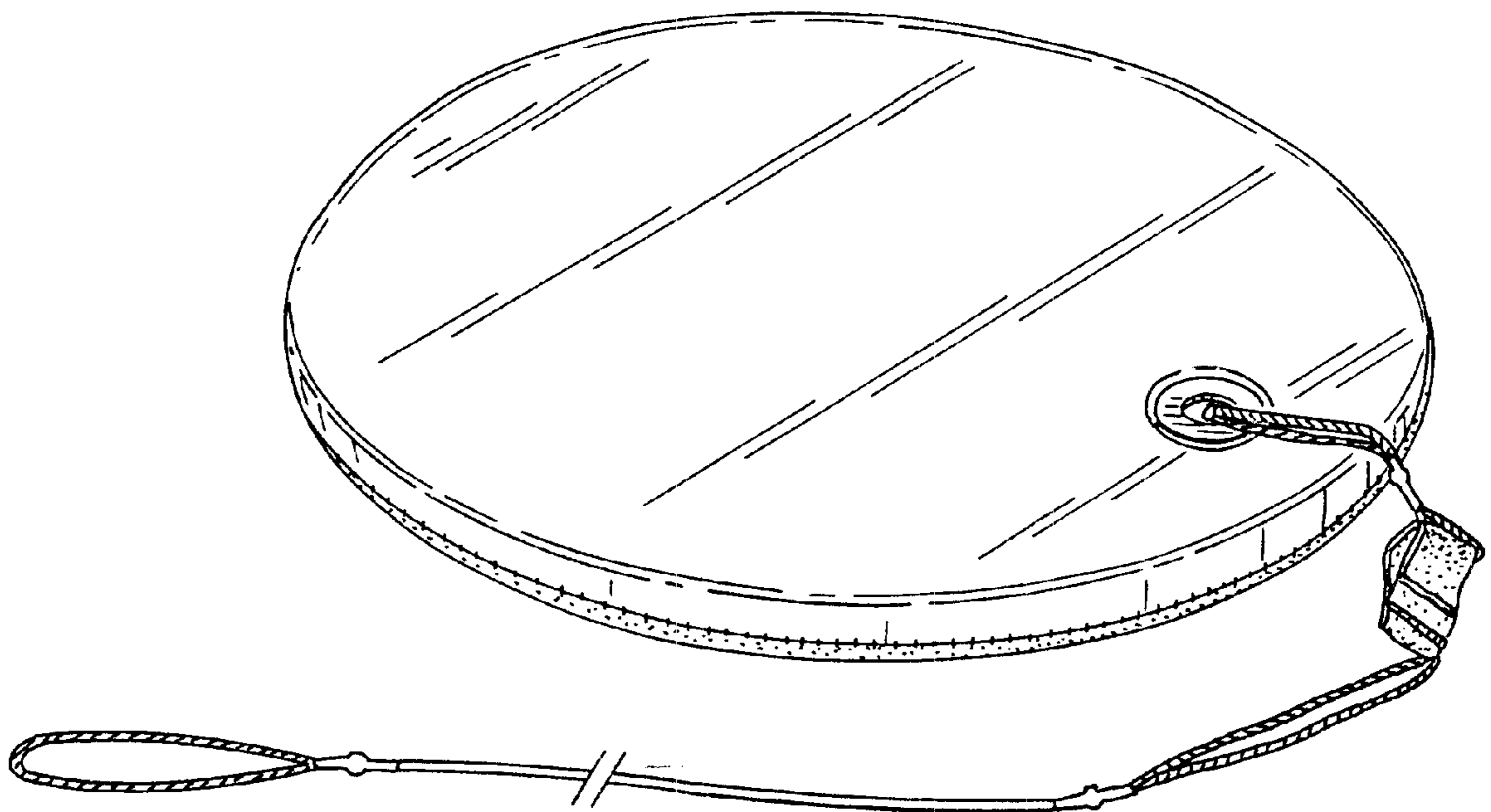


FIG. 1

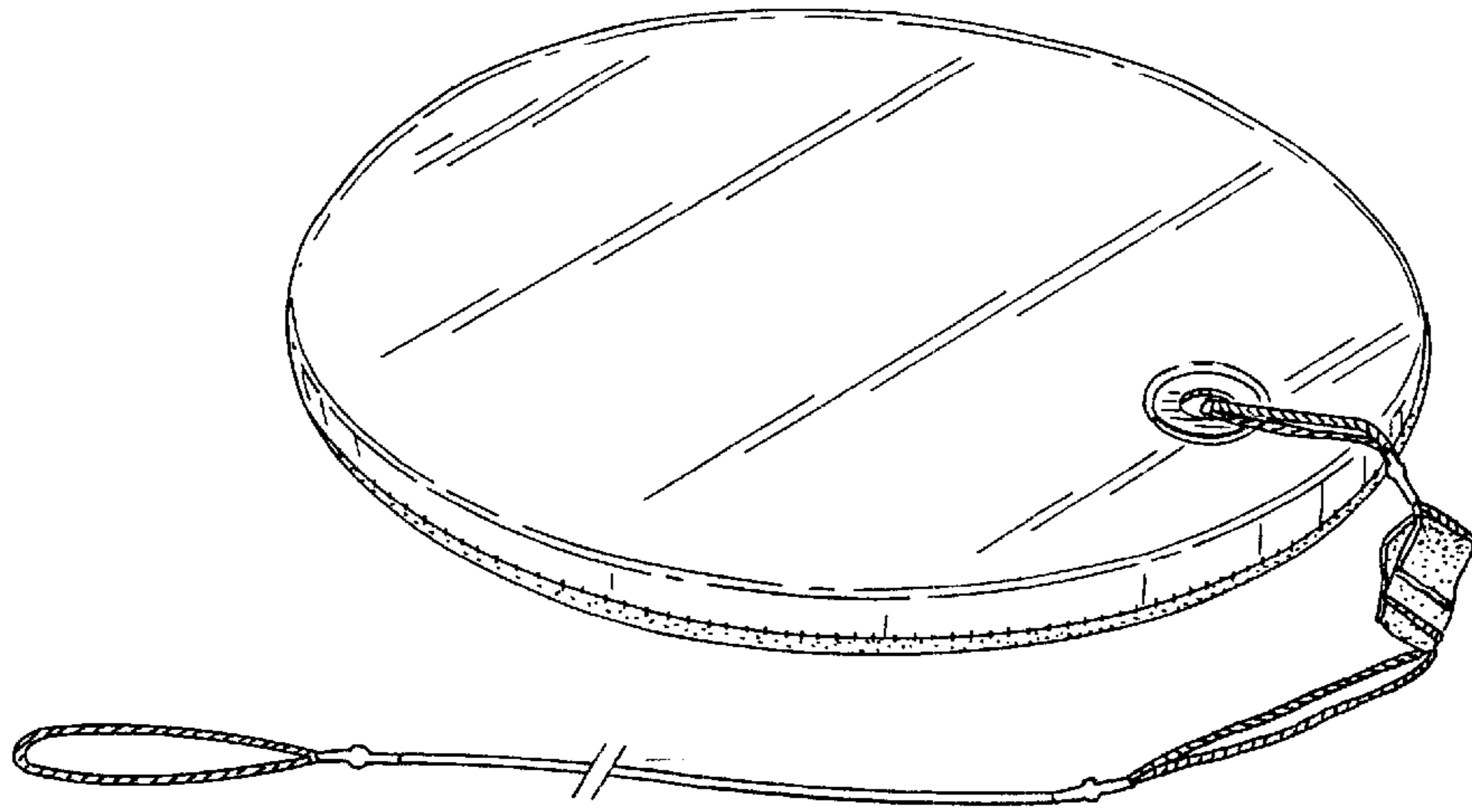


FIG. 2

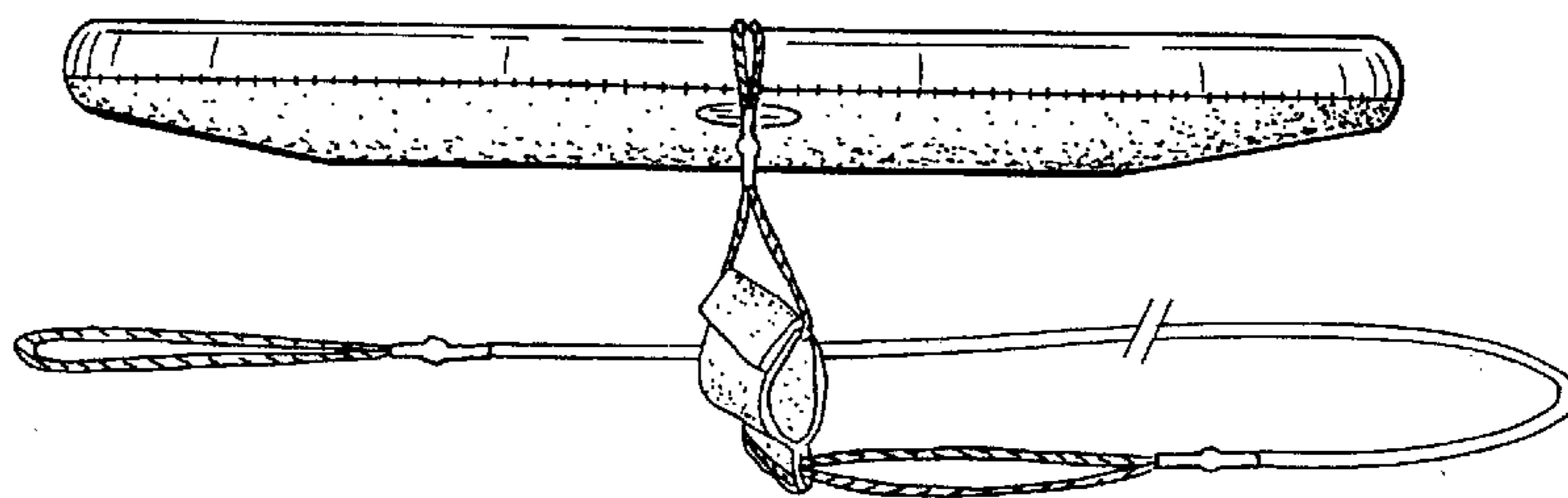


FIG. 3

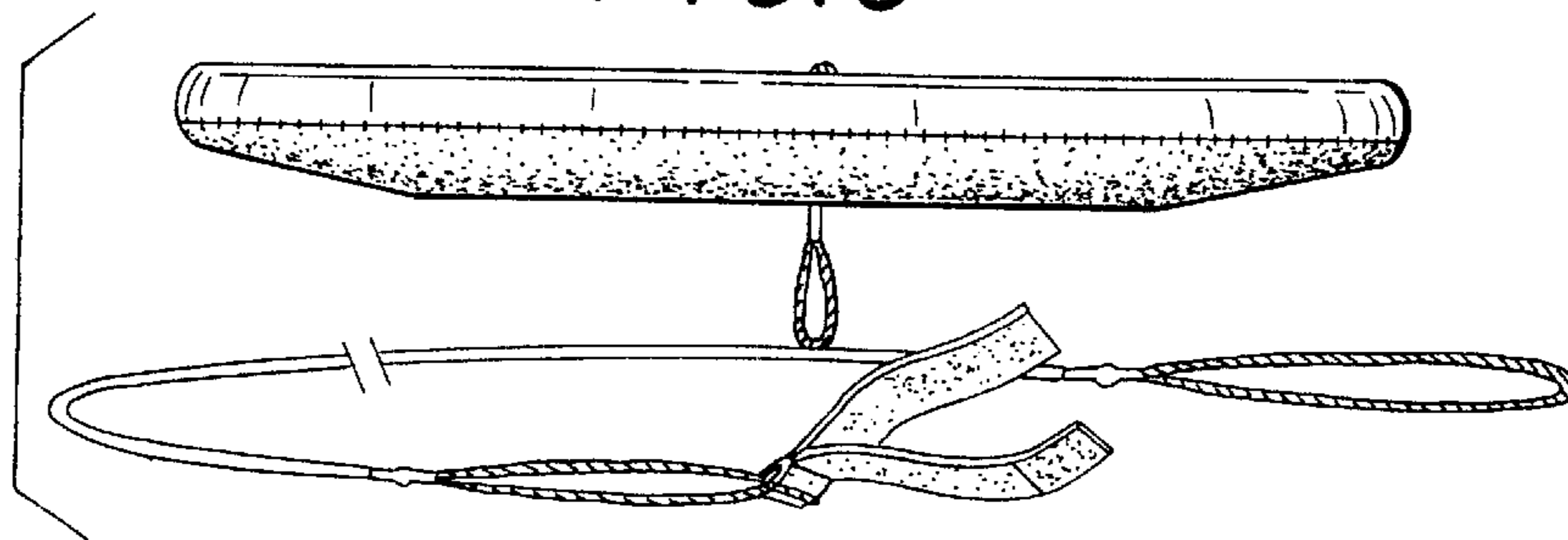


FIG. 4

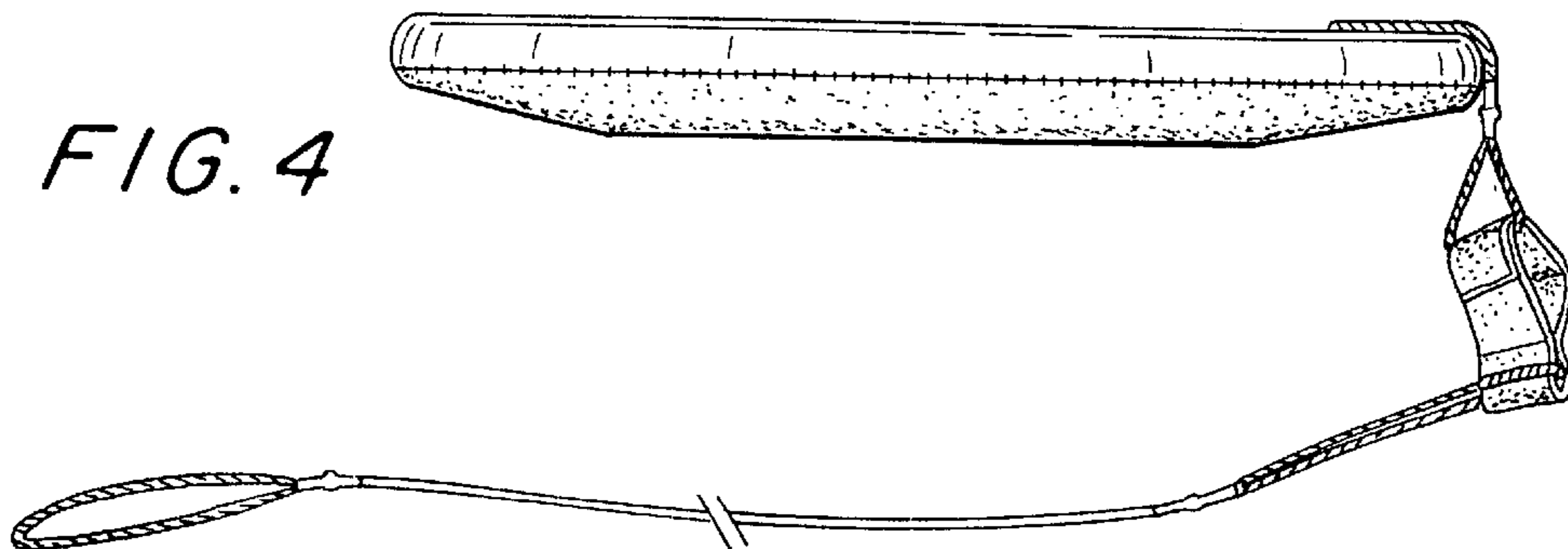


FIG. 5




FIG. 6

