



US00D462404S

(12) **United States Design Patent**
Huang

(10) **Patent No.:** **US D462,404 S**

(45) **Date of Patent:** **** Sep. 3, 2002**

(54) **GOLF CLUB HAND GRIP**

D427,654 S * 7/2000 Cleveland et al. D21/756

(76) Inventor: **Ta Shan Huang**, P.O.Box 63-99,
Taichung (TW), 813

* cited by examiner

Primary Examiner—Mitchell Siegel

(**) Term: **14 Years**

(57) **CLAIM**

(21) Appl. No.: **29/152,223**

The ornamental design for a golf club hand grip, as shown and described.

(22) Filed: **Dec. 19, 2001**

DESCRIPTION

(51) **LOC (7) Cl.** **21-02**

(52) **U.S. Cl.** **D21/756**

(58) **Field of Search** D21/756; 473/300-303

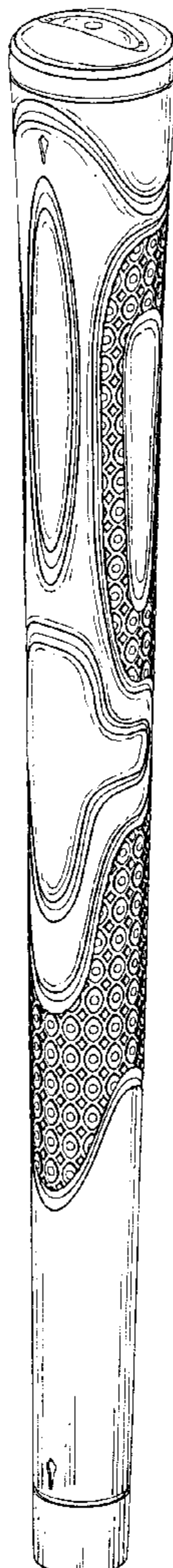
FIG. 1 is a front and upper perspective view of a golf club hand grip showing my new design;
FIG. 2 is a rear and lower perspective view of the golf club hand grip showing my new design;
FIG. 3 is a front elevational view thereof;
FIG. 4 is a rear elevational view thereof;
FIG. 5 is a top plan view thereof;
FIG. 6 is a bottom plan view thereof;
FIG. 7 is a left side elevational view thereof; and,
FIG. 8 is a right side elevational view thereof.

(56) **References Cited**

U.S. PATENT DOCUMENTS

D315,006 S	*	2/1991	Solheim	D21/756
D336,322 S	*	6/1993	Poincenot et al.	D21/756
D343,668 S	*	1/1994	Downey	D21/756
5,348,303 A	*	9/1994	Swissheim	473/300
D414,233 S	*	9/1999	Anderson	D21/756
D417,895 S	*	12/1999	Kim et al.	D21/756

1 Claim, 4 Drawing Sheets



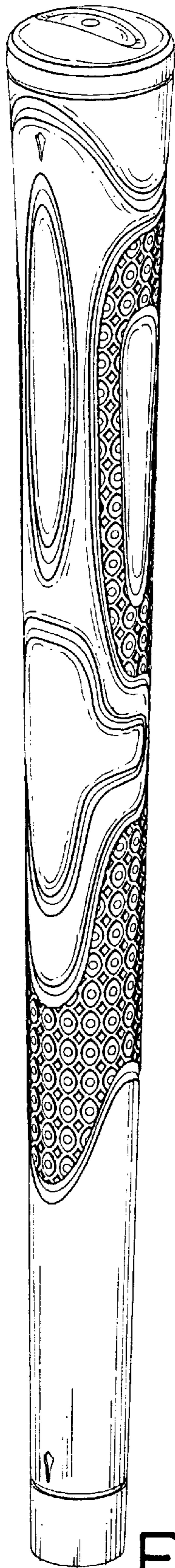


FIG. 1




FIG. 2

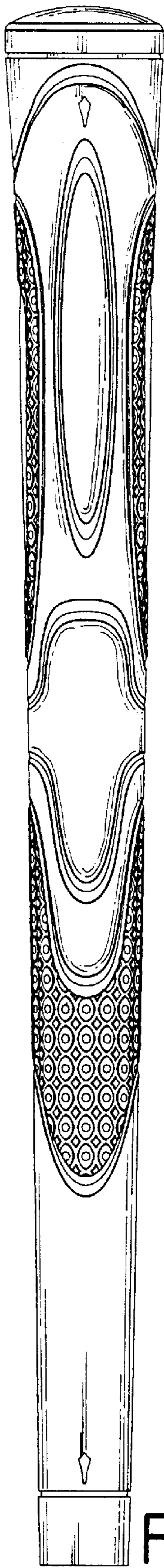


FIG. 3

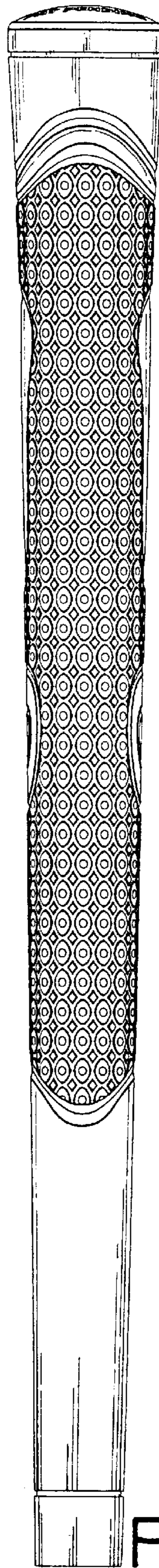


FIG. 4

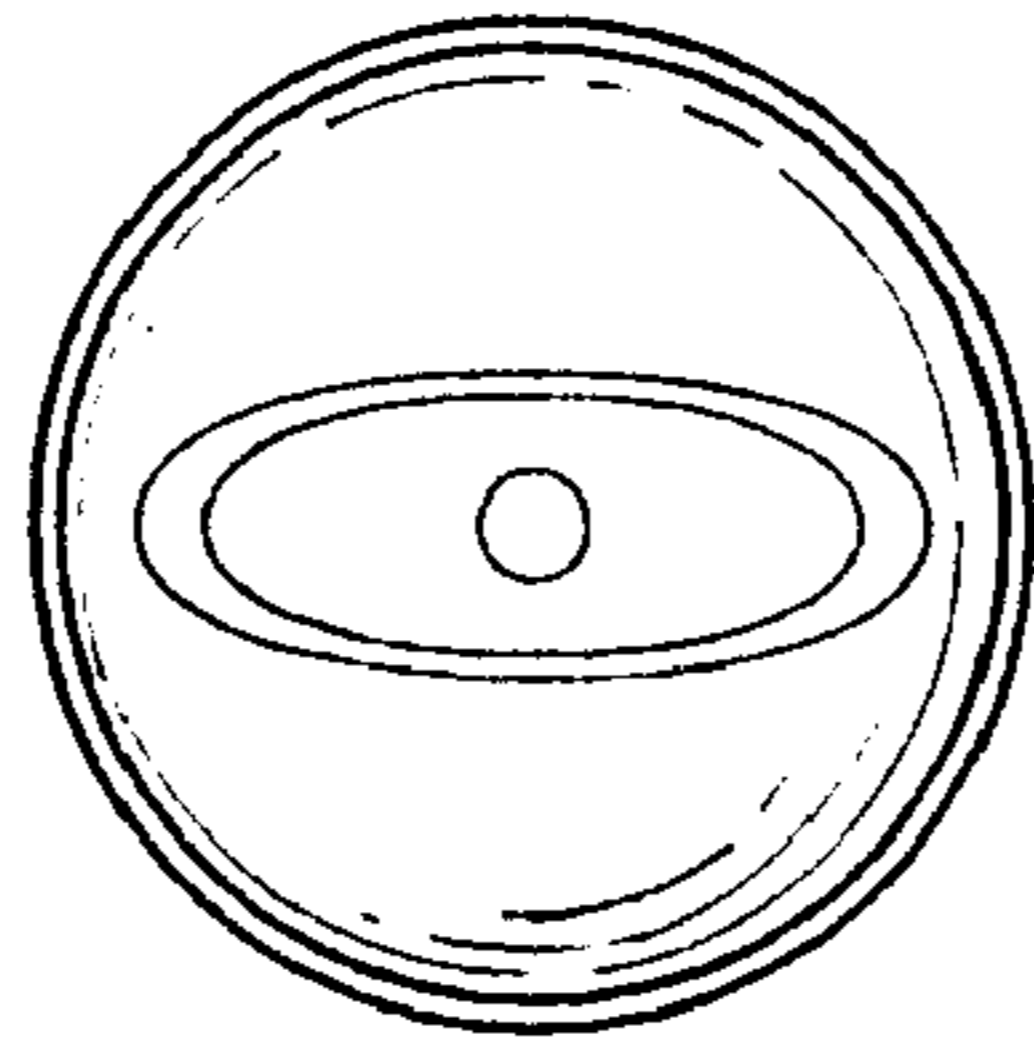


FIG. 5

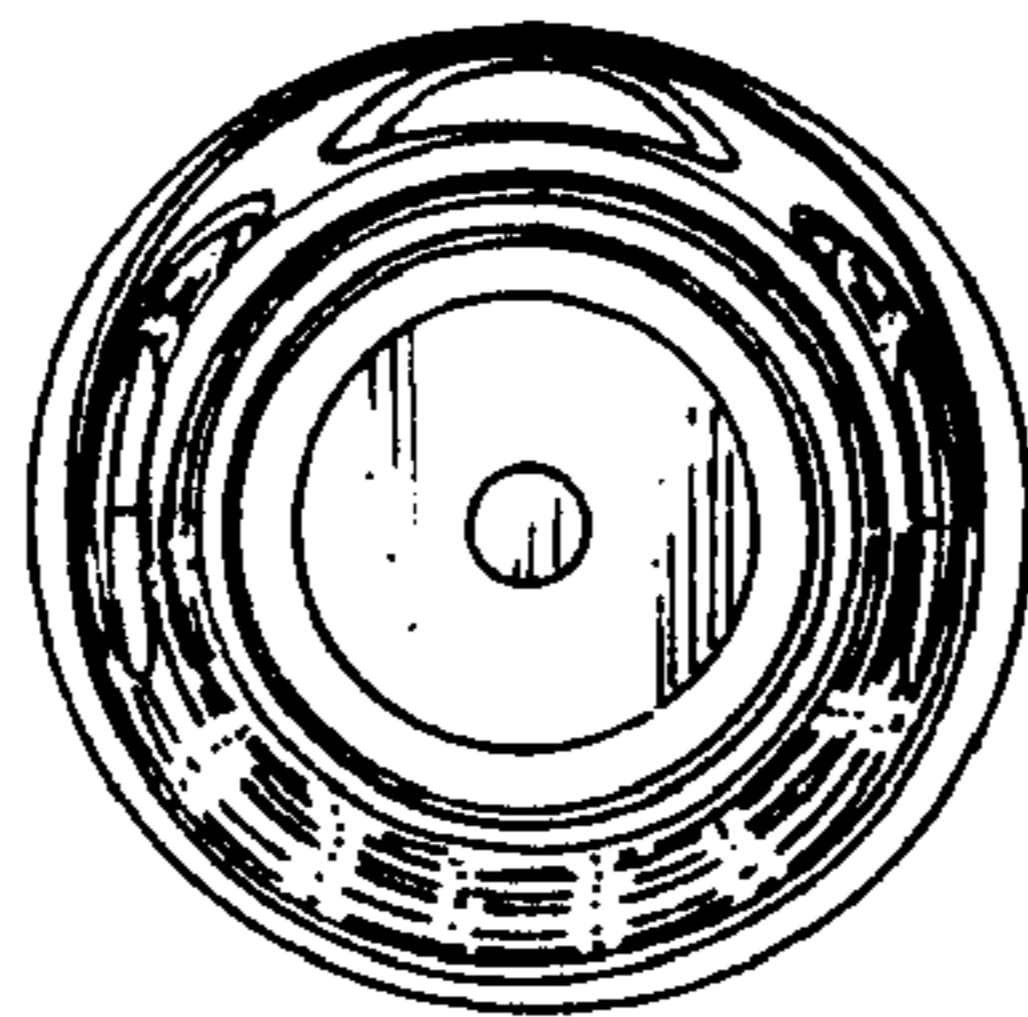


FIG. 6

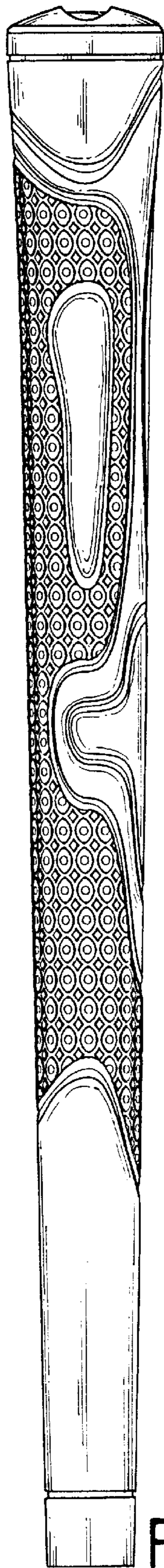


FIG. 7

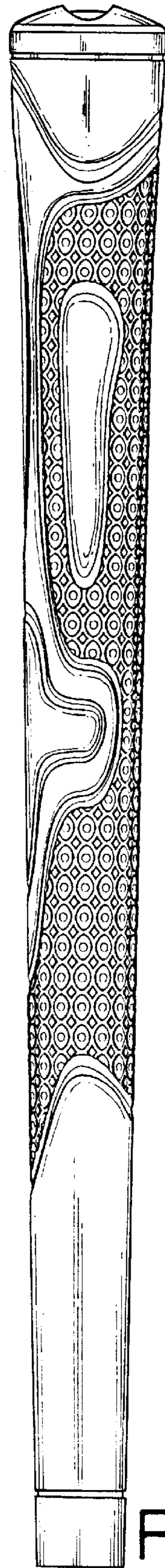


FIG. 8