



US00D462403S

(12) **United States Design Patent**
McCraney

(10) **Patent No.:** **US D462,403 S**

(45) **Date of Patent:** **** Sep. 3, 2002**

(54) **STRESS RELIEVING DOLL**

(76) **Inventor:** **John McCraney**, P.O. Box 2401,
Country Club Hills, IL (US) 60478

(**) **Term:** **14 Years**

(21) **Appl. No.:** **29/156,306**

(22) **Filed:** **Feb. 26, 2002**

(51) **LOC (7) Cl.** **21-01**

(52) **U.S. Cl.** **D21/630; D21/639**

(58) **Field of Search** **D21/621, 630,**
D21/631, 633, 634, 639; 446/369, 370,
371, 372; D11/160

(56) **References Cited**

U.S. PATENT DOCUMENTS

D48,221 S	*	11/1915	Cooley	D21/634
D67,120 S		4/1925	Case		
D239,043 S	*	3/1976	Lander	D21/621
4,245,429 A		1/1981	Katzman et al.	46/164
D283,529 S	*	4/1986	Baker	D21/631
4,993,987 A		2/1991	Hull et al.	446/268

5,009,626 A		4/1991	Katz	446/391
D368,122 S	*	3/1996	Nelson	D21/631
D402,703 S		12/1998	Middleton	D21/155
D405,131 S		2/1999	Nelson	D21/639
D415,801 S	*	10/1999	Sisler	D21/630

* cited by examiner

Primary Examiner—Lucy Lieberman

(74) *Attorney, Agent, or Firm*—Goldstein & Lavas, P.C.

(57) **CLAIM**

The ornamental design for a stress relieving doll, as shown and described.

DESCRIPTION

FIG. 1 is a perspective view of a stress relieving doll.

FIG. 2 is a front elevational view thereof.

FIG. 3 is a rear elevational view thereof.

FIG. 4 is a right side elevational view thereof.

FIG. 5 is a left side elevational view thereof.

FIG. 6 is a top plan view of the stress relieving doll; and,

FIG. 7 is a bottom plan view thereof.

1 Claim, 4 Drawing Sheets






FIG. 1

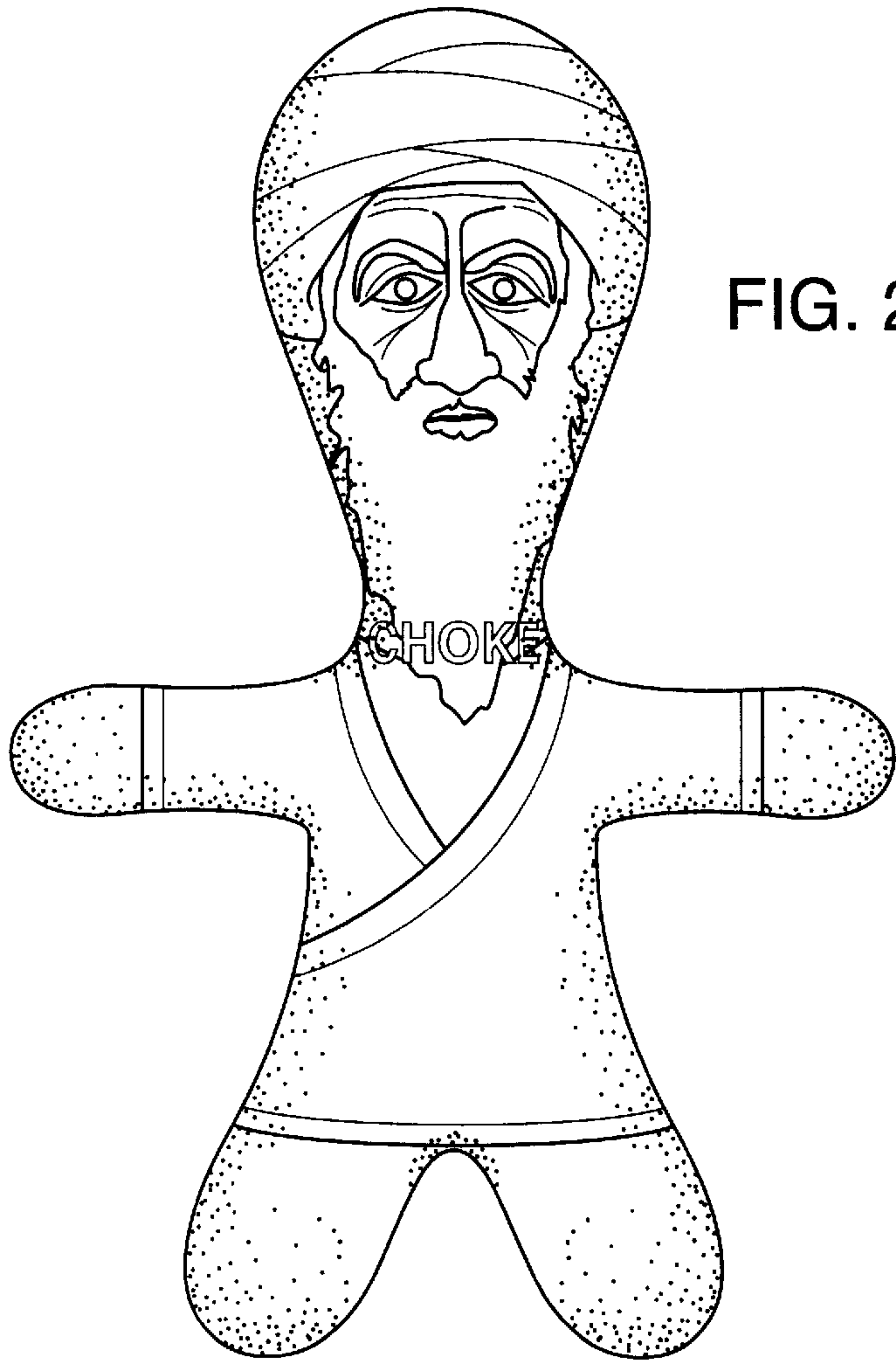


FIG. 2

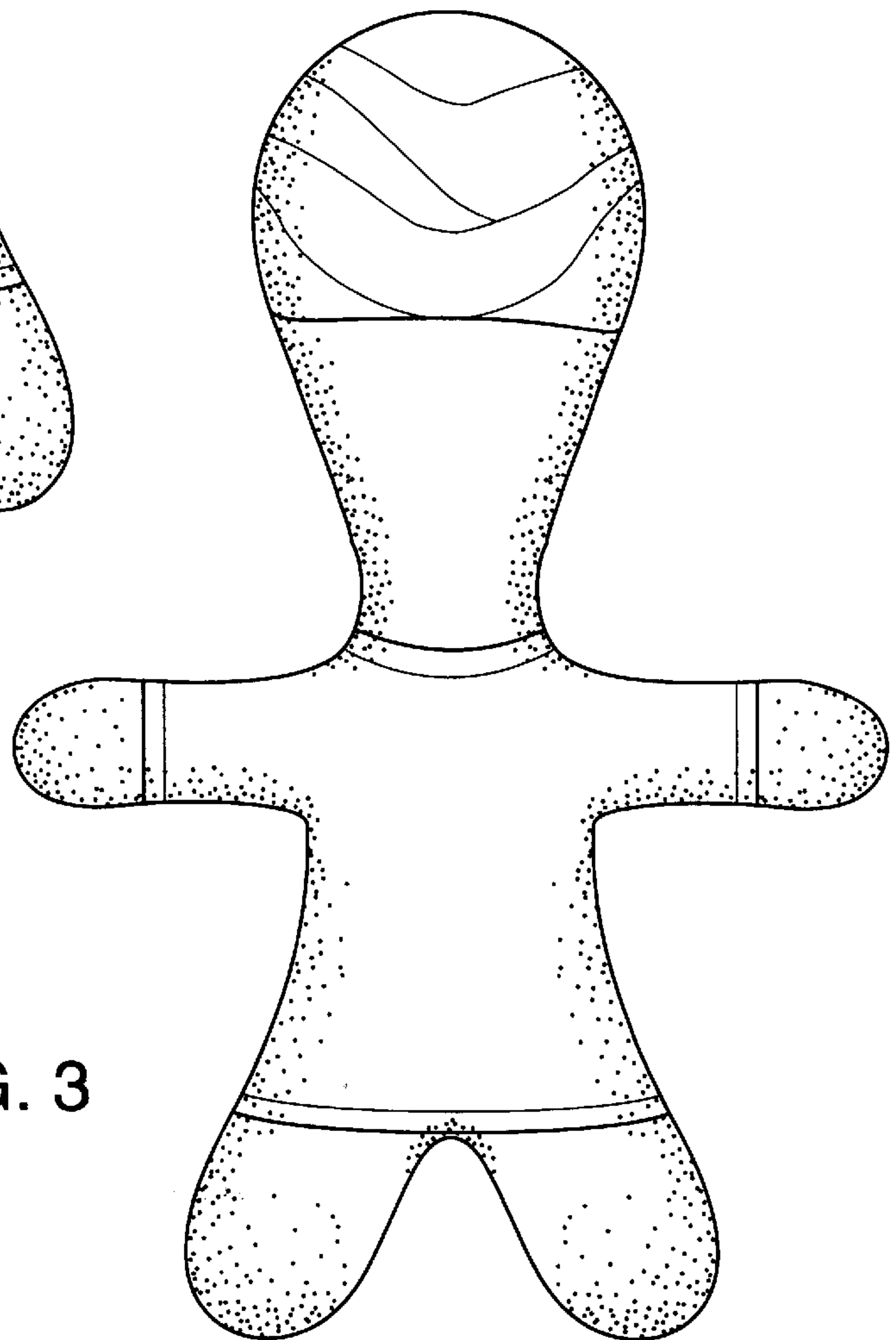


FIG. 3

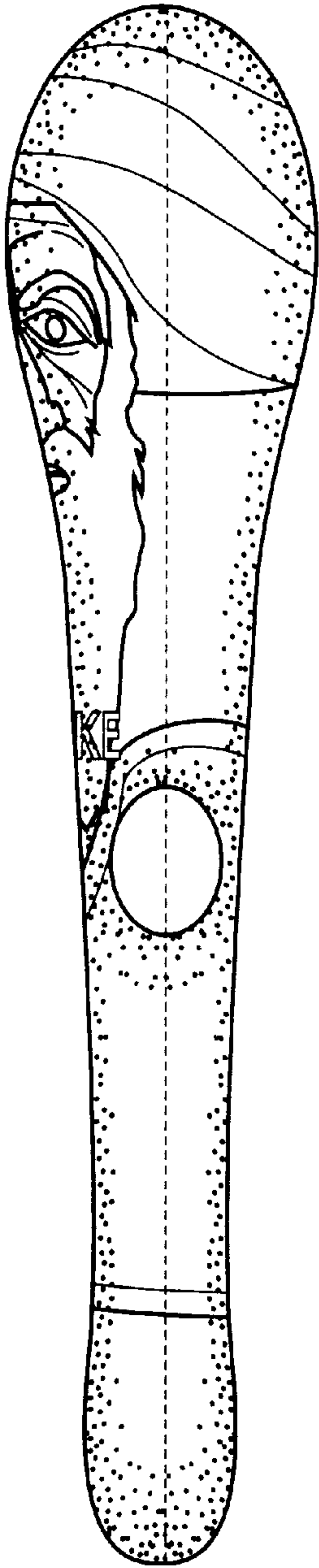


FIG. 4

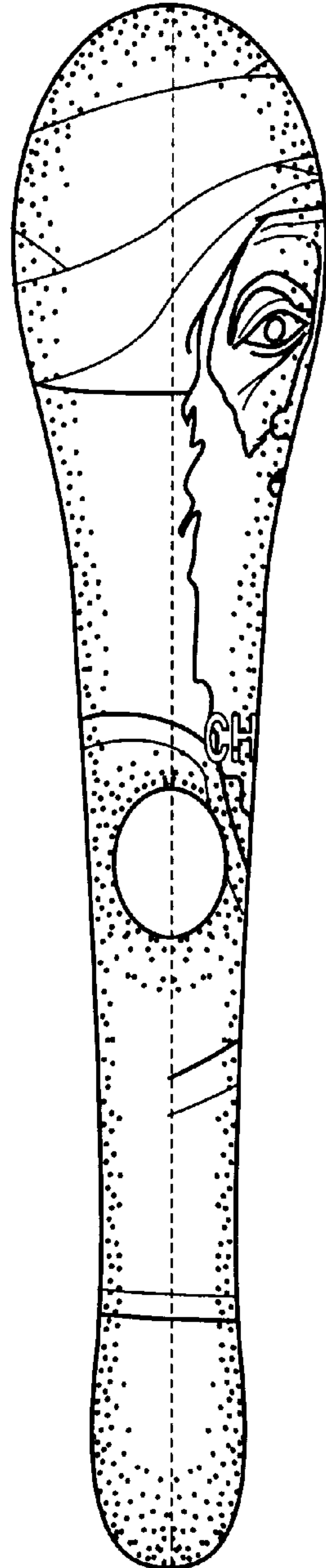


FIG. 5

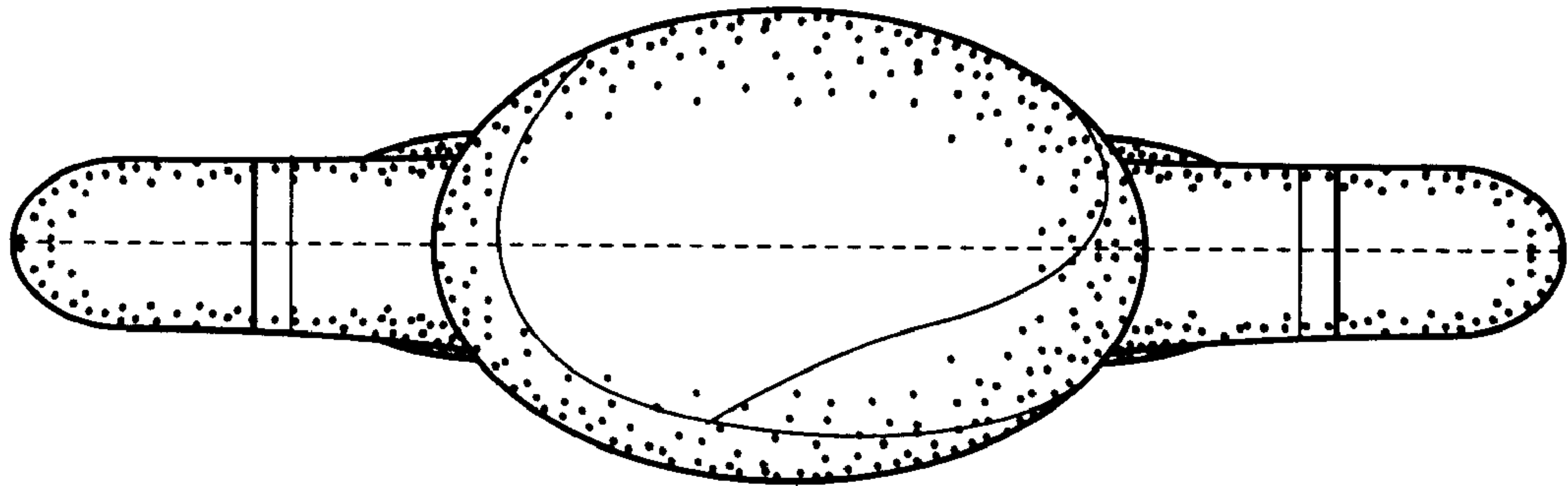


FIG. 6

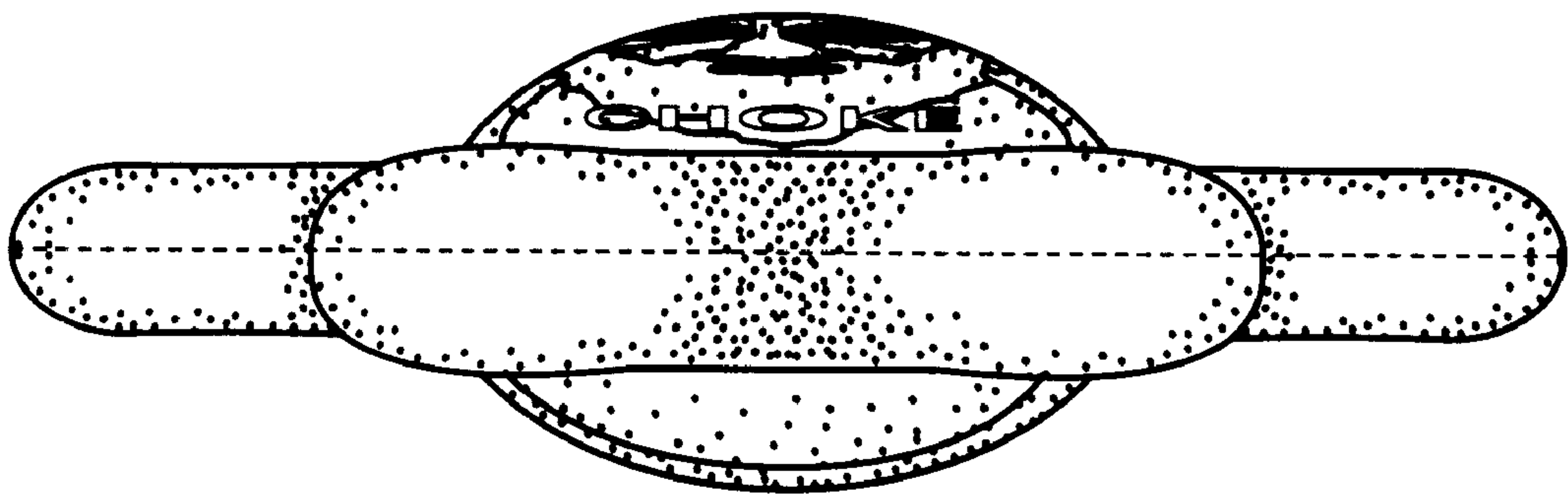


FIG. 7