



US00D462399S

(12) **United States Design Patent**
Seelig et al.

(10) **Patent No.: US D462,399 S**

(45) **Date of Patent: ** Sep. 3, 2002**

(54) **WAGERING DEVICE DISPLAY**

(75) Inventors: **Jerald C. Seelig; Lawrence M. Henshaw**, both of Pleasantville, NJ (US)

(73) Assignee: **Atlantic City Coin & Slot Service Company, Inc.**, Pleasantville, NJ (US)

(*) Notice: This patent is subject to a terminal disclaimer.

(**) Term: **14 Years**

(21) Appl. No.: **29/128,935**

(22) Filed: **Aug. 30, 2000**

(51) **LOC (7) Cl. 21-03**

(52) **U.S. Cl. D21/370; D21/385**

(58) **Field of Search D9/549; D21/369-372, D21/385; D11/157, 162; D30/101; 273/143 R, 144 R, 144 A, 144 B; 463/17, 20, 46, 47**

(56) **References Cited**

U.S. PATENT DOCUMENTS

490,902 A	1/1893	Galbreath	
D41,790 S	* 9/1911	Amsler D20/7
2,103,009 A	* 12/1937	Klein D21/372
D149,117 S	* 3/1948	Funfrock D11/162
D163,323 S	* 5/1951	Rioux D21/372
D166,503 S	4/1952	Skelly et al.	
D171,623 S	3/1954	Skelly et al.	
D184,495 S	2/1959	Skelly	
3,077,254 A	2/1963	Goldfarb	
3,535,805 A	10/1970	Peiperl	
3,557,945 A	1/1971	Gourio	
3,679,208 A	* 7/1972	Carrano Jr. et al. 273/144 R

4,508,346 A	4/1985	Salvucci	
D284,292 S	* 6/1986	Smirne D21/371
D291,426 S	* 8/1987	Husbands D30/101
D295,090 S	* 4/1988	Sheridan D30/101
4,834,385 A	5/1989	Jackson	
4,871,171 A	10/1989	Rivero	

(List continued on next page.)

FOREIGN PATENT DOCUMENTS

DE	2327927	12/1974
FR	1383479	12/1964
GB	636716	5/1950

Primary Examiner—Sandra L. Morris

(74) *Attorney, Agent, or Firm*—Ian F. Burns

(57) **CLAIM**

The ornamental design for a wagering device display, as shown and described.

DESCRIPTION

FIG. 1 is a perspective view of the gaming device display of the present invention.

FIG. 2 is a front elevational view of the gaming device display.

FIG. 3 is a rear elevational view of the gaming device display.

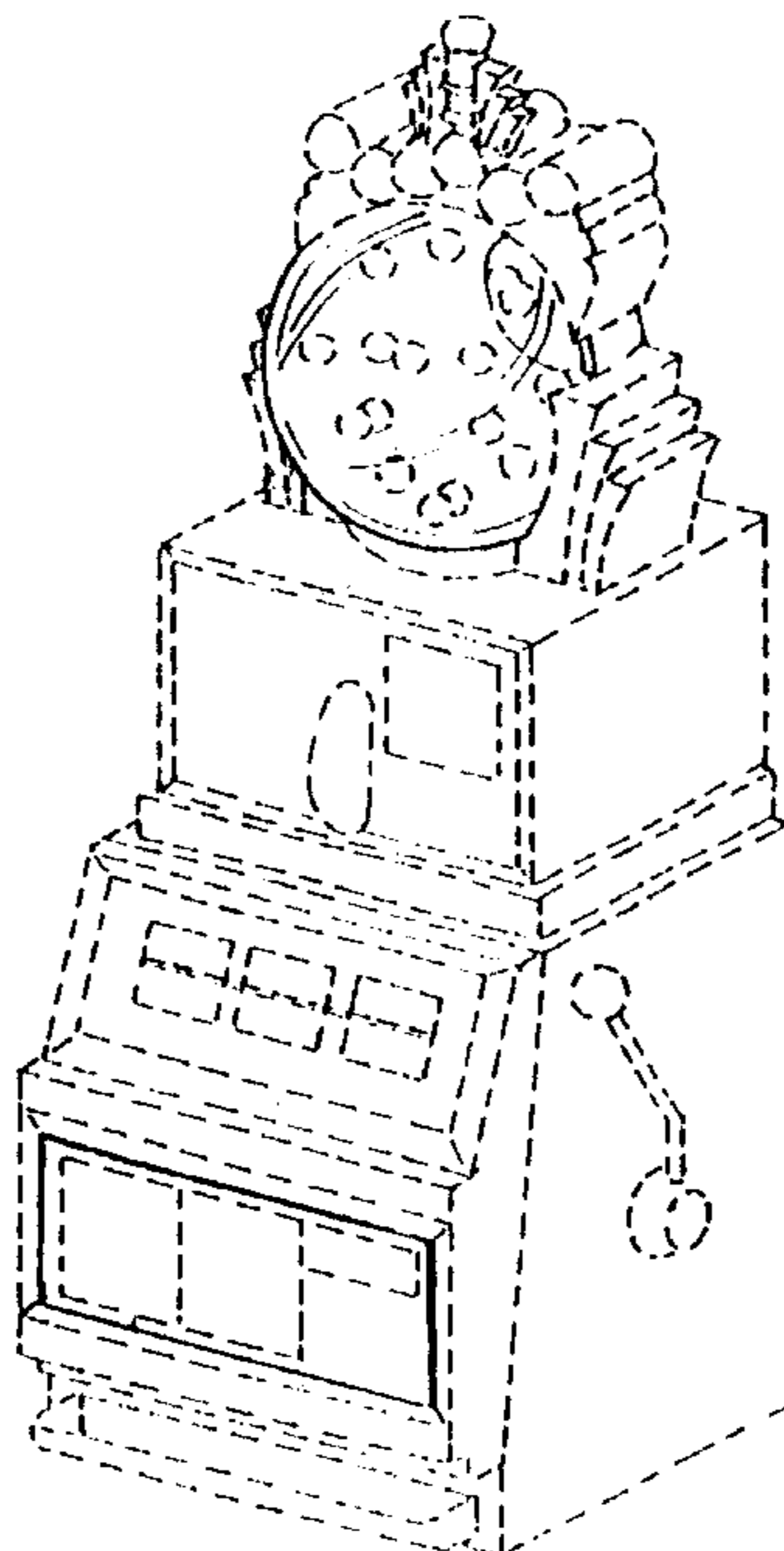
FIG. 4 is a top plan view of the gaming device display.

FIG. 5 is a right side elevational view of the gaming device display; and,

FIG. 6 is a left side elevational view of the gaming device display.

Broken lines showing the portions of the wagering device on the exterior and interior of the display are for illustrative purposes only and form no part of the claimed design.

1 Claim, 2 Drawing Sheets



US D462,399 S

Page 2

U.S. PATENT DOCUMENTS

4,961,578 A	10/1990	Chateau	6,009,048 A	12/1999	Raesz	
5,039,101 A	8/1991	Potter	D418,634 S	* 1/2000	Harmony	D30/101
5,156,550 A	10/1992	Alexander	6,089,978 A	7/2000	Adams	
5,187,889 A	* 2/1993	Kraselsky et al.	6,105,962 A	8/2000	Malavazos et al.	
D336,061 S	* 6/1993	Kraselsky et al.	D431,607 S	10/2000	Seelig et al.	
5,380,007 A	1/1995	Travis et al.	D431,843 S	10/2000	Seelig et al.	
D372,814 S	8/1996	Hartmann	D432,277 S	10/2000	Seelig et al.	
D373,690 S	9/1996	Hartmann	D441,029 S	4/2001	Seelig et al.	
D375,764 S	* 11/1996	Hollinger	D441,030 S	4/2001	Seelig et al.	
D383,802 S	* 9/1997	Levy	D441,031 S	4/2001	Seelig et al.	
5,673,813 A	10/1997	Russell	D441,032 S	4/2001	Seelig et al.	
5,702,101 A	* 12/1997	Russell	D441,805 S	5/2001	Seelig et al.	
5,743,526 A	4/1998	Inoue	D442,230 S	* 5/2001	Seelig et al.	D21/370
D394,002 S	* 5/1998	Morelli	D442,231 S	5/2001	Seelig et al.	
5,848,932 A	12/1998	Adams	D442,641 S	* 5/2001	Seelig et al.	D21/370
D406,865 S	* 3/1999	Heidel	6,224,483 B1	5/2001	Mayeroff	
D412,018 S	7/1999	Hoopes	6,234,897 B1	5/2001	Frohm et al.	
D412,347 S	7/1999	DeSimone et al.	D443,314 S	6/2001	Seelig et al.	

* cited by examiner

FIG. 1

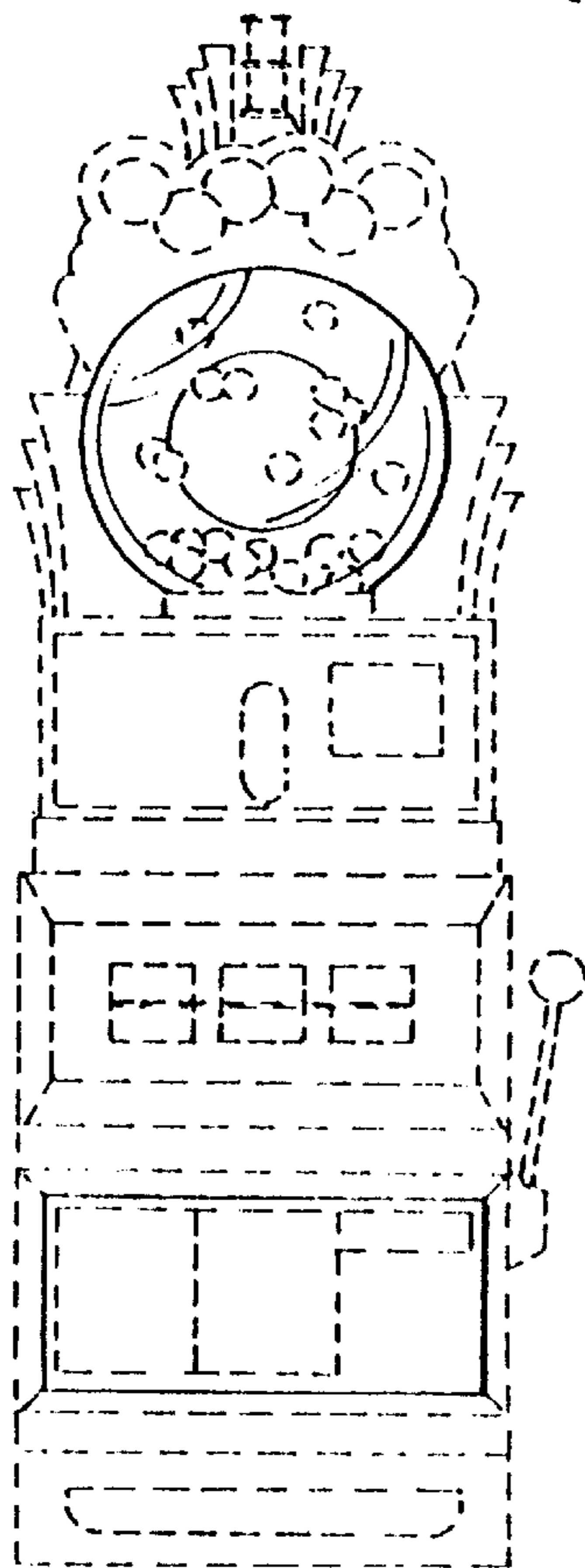
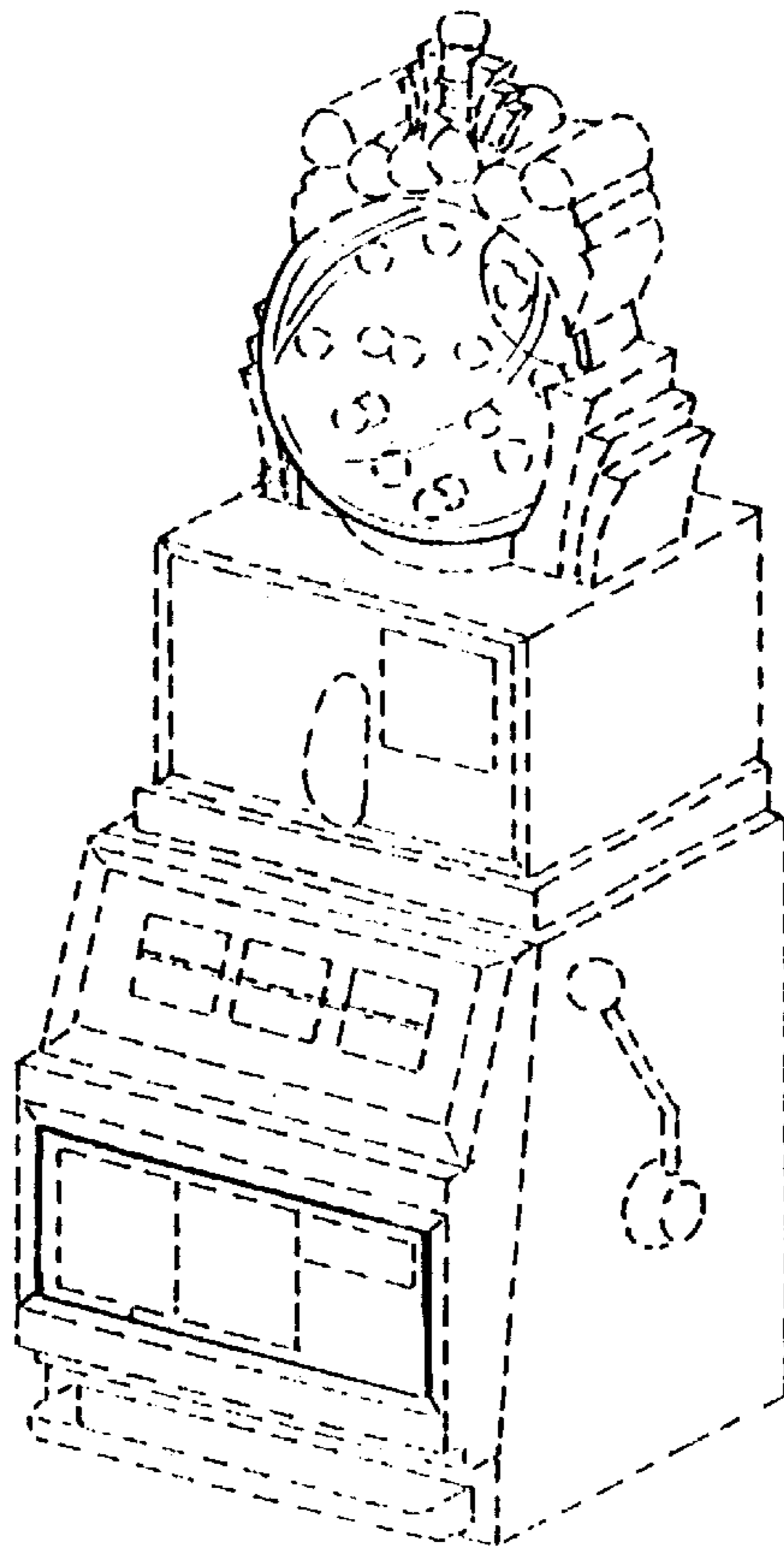


FIG. 2

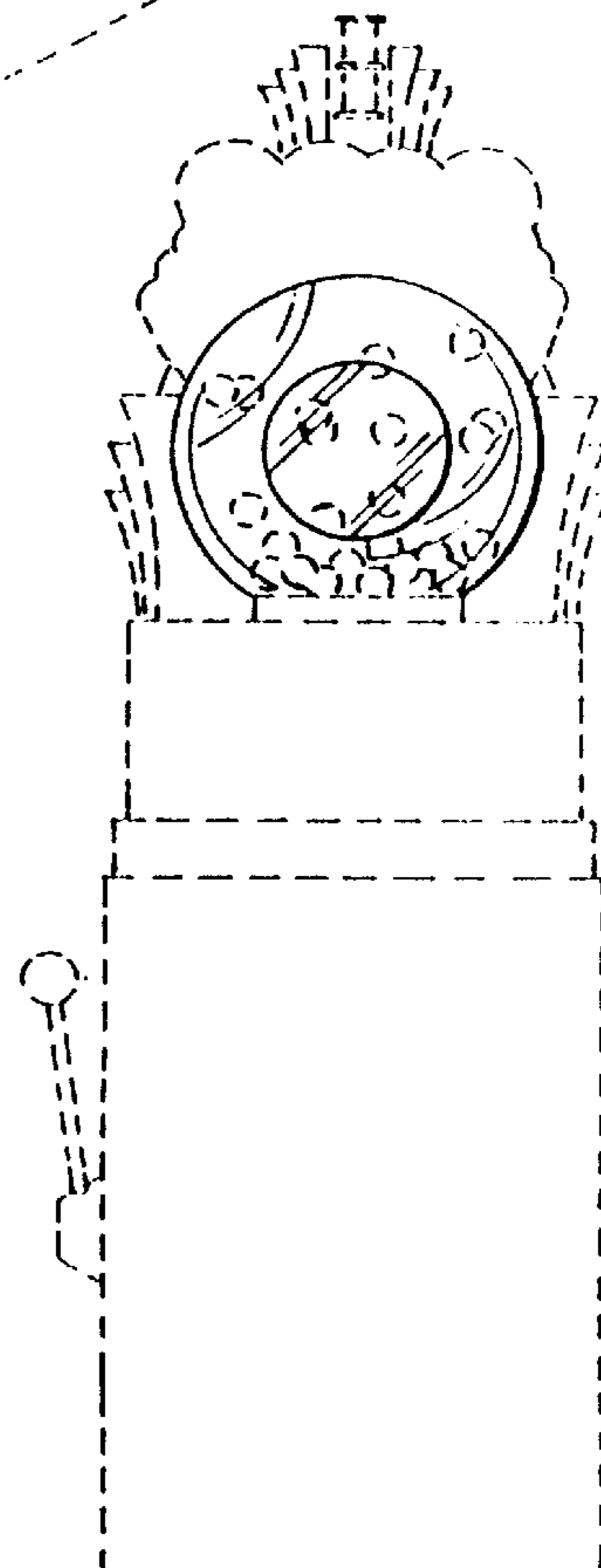


FIG. 3

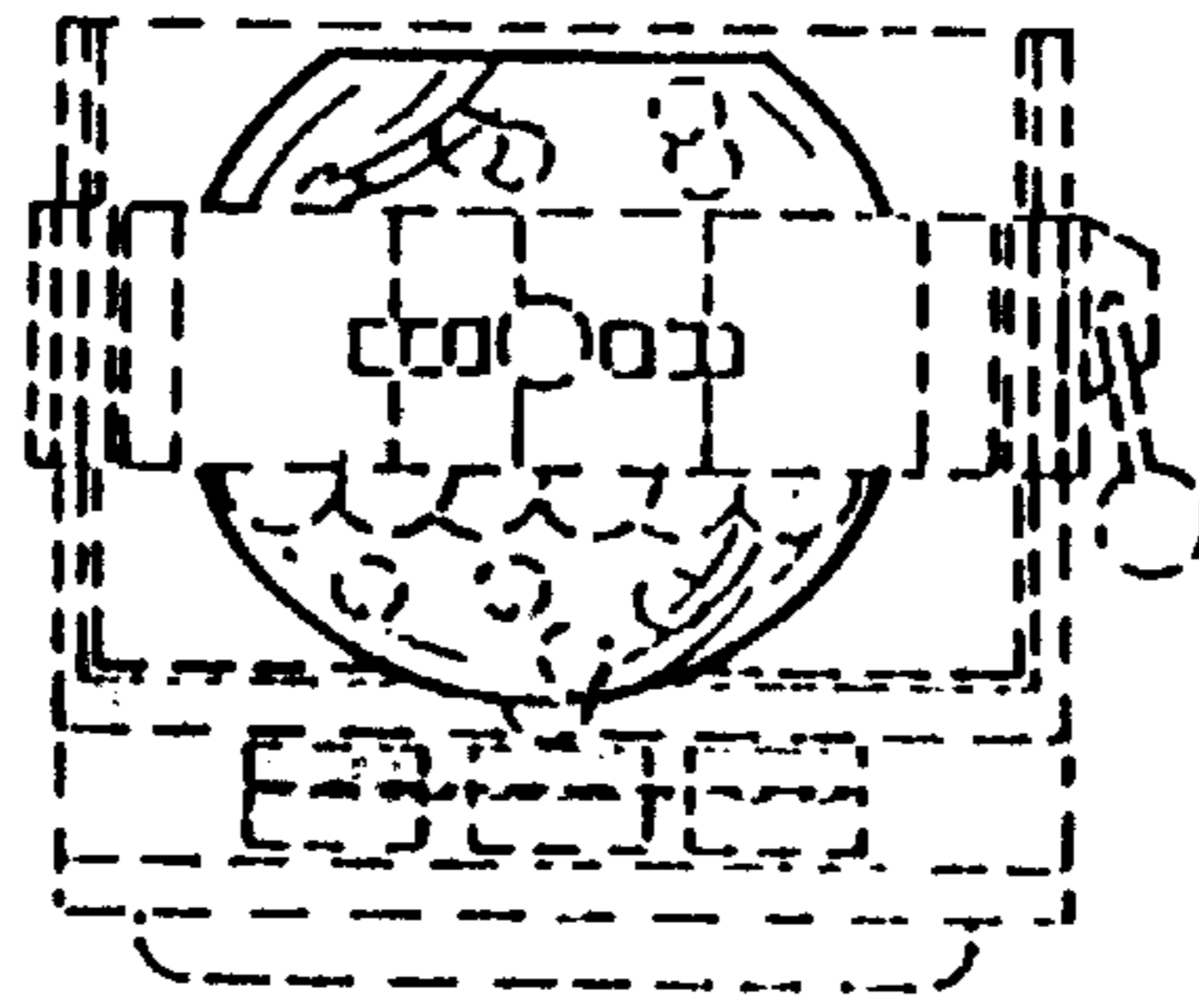


FIG. 4

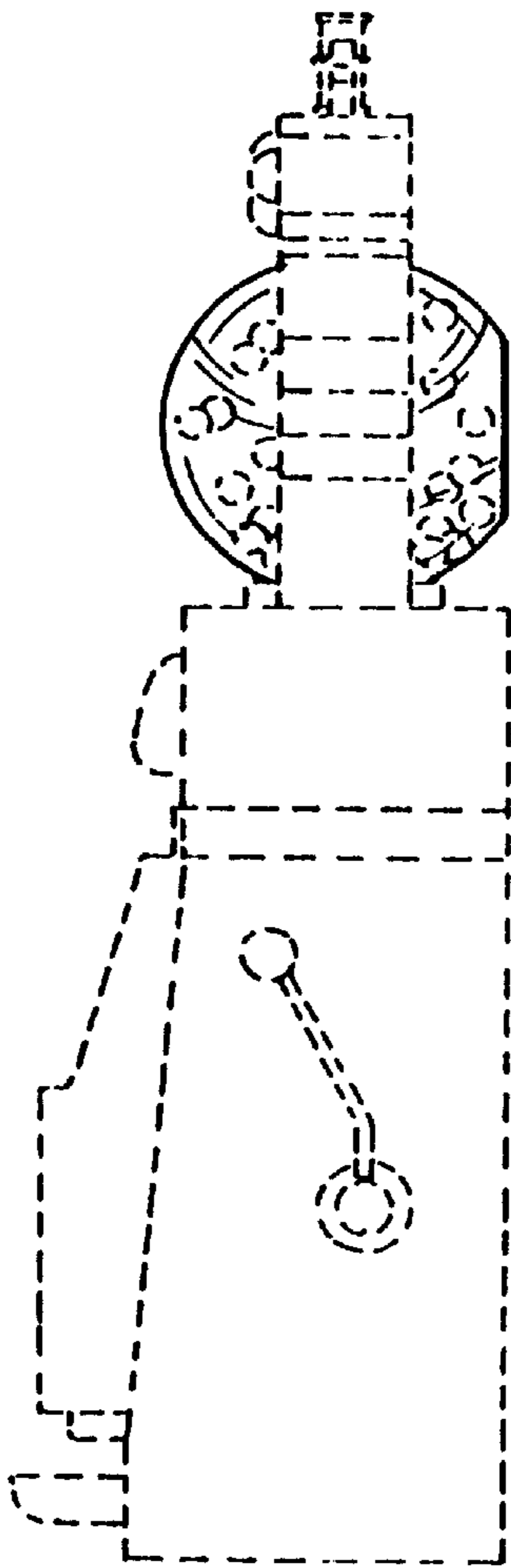


FIG. 5

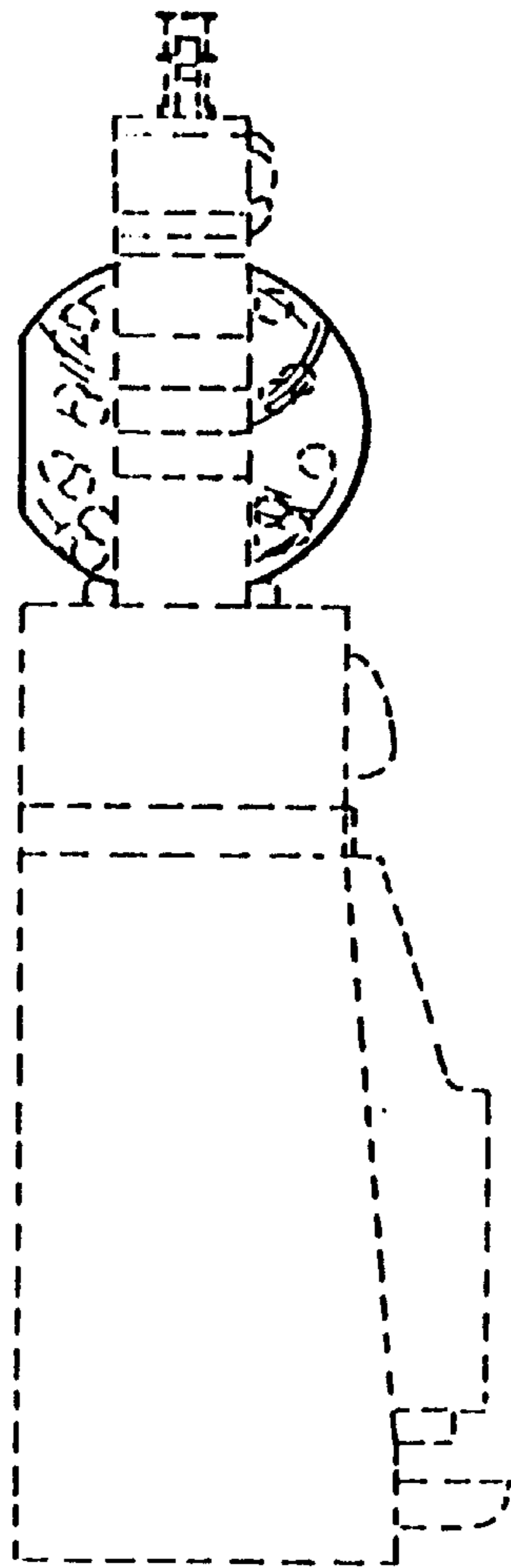


FIG. 6