



US00D462396S

(12) **United States Design Patent**
Hussaini et al.

(10) **Patent No.:** **US D462,396 S**

(45) **Date of Patent:** **** Sep. 3, 2002**

(54) **STAND FOR VIDEO GAME AND ACCESSORIES**

D338,053 S * 8/1993 Underhill et al. D14/454
5,295,648 A * 3/1994 Hames 248/149
D413,937 S * 9/1999 Smith D21/333

(75) Inventors: **Saied Hussaini; Marc Iacovelli**, both of Miami, FL (US)

* cited by examiner

(73) Assignee: **Intec, Inc.**, Miami, FL (US)

Primary Examiner—Prabhakar Deshmukh
(74) *Attorney, Agent, or Firm*—Liniak, Berenato, Longacre & White

(**) Term: **14 Years**

(21) Appl. No.: **29/148,459**

(57) **CLAIM**

(22) Filed: **Sep. 21, 2001**

The ornamental design for a stand for video game and accessories, as shown and described.

(51) **LOC (7) Cl.** **21-01**

DESCRIPTION

(52) **U.S. Cl.** **D21/333**

(58) **Field of Search** D21/324–333,
D21/369, 385; D3/218; 273/148 A, 148 B,
108, 118 R, 123 R, 454; 463/46, 47, 1,
16–22, 49; 345/905, 156; D14/432, 454,
496

FIG. 1 is a top View of the stand for video game and accessories according to the present invention.

FIG. 2 is a bottom view of the stand for video game and accessories of FIG. 1.

FIG. 3 is a rear view of the stand for video game and accessories of FIG. 1.

FIG. 4 is a front view of the stand for video game and accessories of FIG. 1.

FIG. 5 is a right side view of the stand for video game and accessories of FIG. 1.

FIG. 6 is a left side view of the stand for video game and accessories of FIG. 1; and,

FIG. 7 is a front elevational perspective view of the stand for video game and accessories of FIG. 1.

(56) **References Cited**

U.S. PATENT DOCUMENTS

4,312,507 A * 1/1982 Smith et al. 273/148 B
4,422,640 A * 12/1983 Tamarkin 463/47
4,494,754 A * 1/1985 Wagner, Jr. 273/148 B
5,046,739 A * 9/1991 Reichow 273/148 B
D321,727 S * 11/1991 Urbanski D14/454
5,209,478 A * 5/1993 Simpson 273/148 B
D337,435 S * 7/1993 Kaneko et al. D3/218

1 Claim, 4 Drawing Sheets

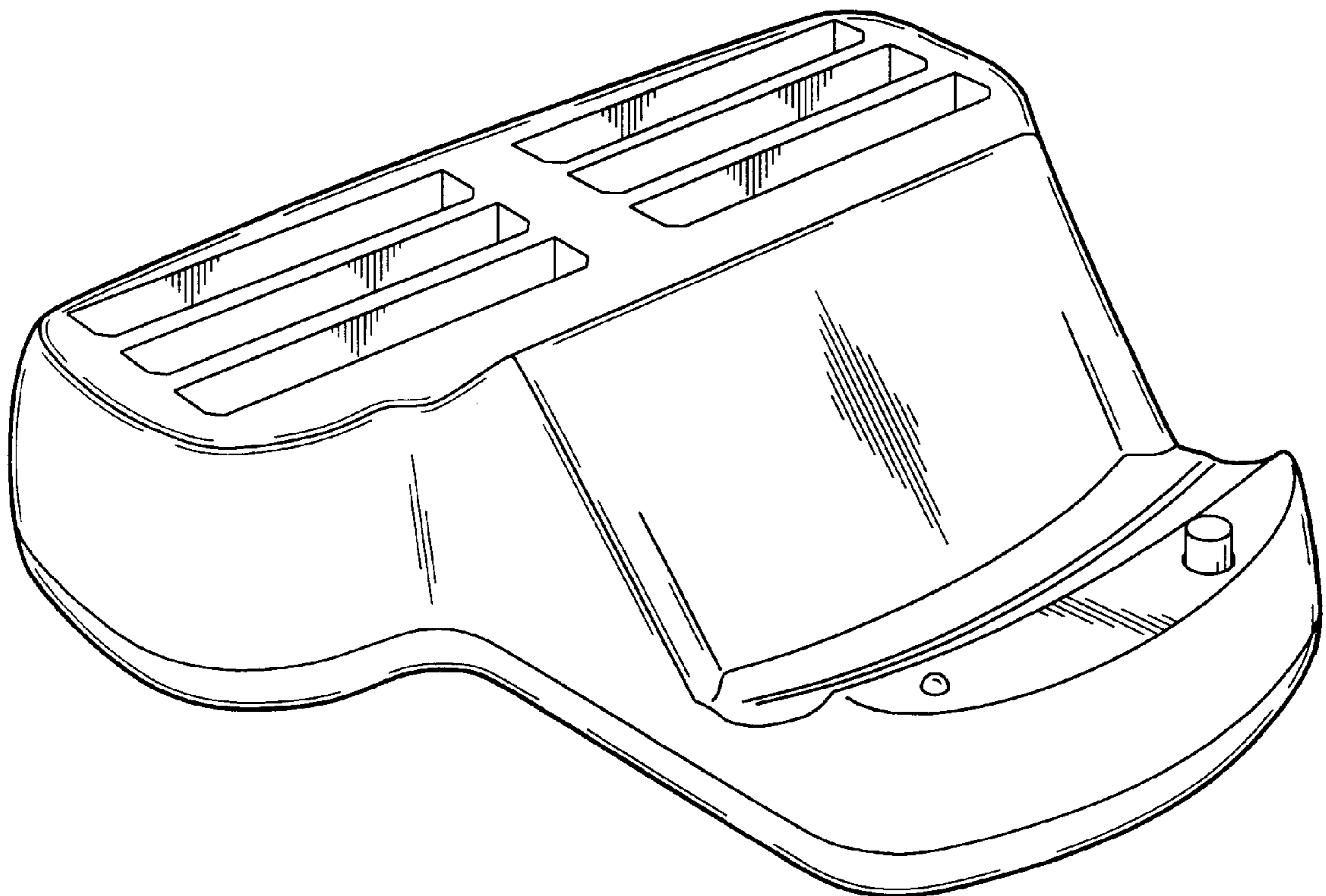


Fig. 2

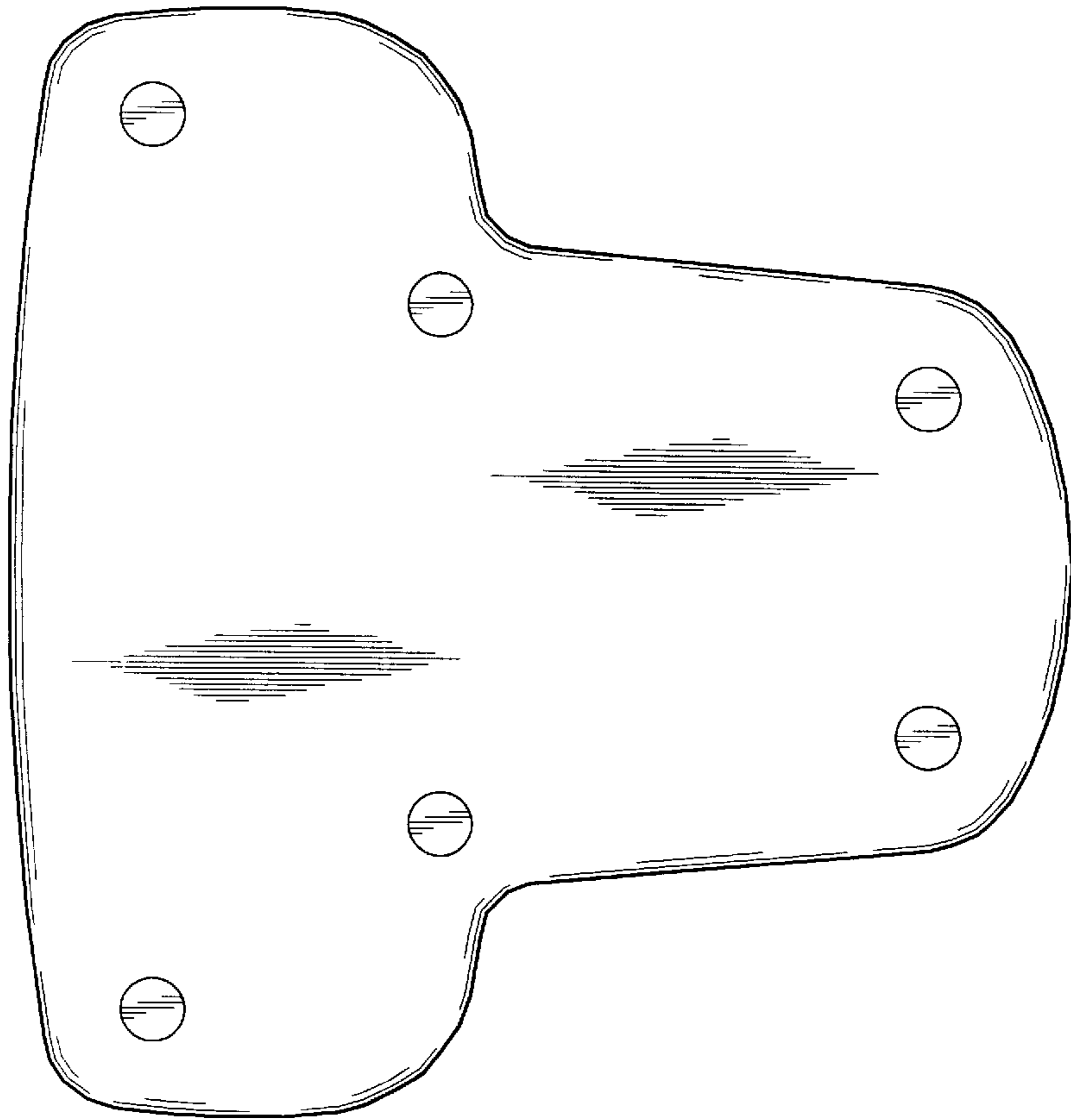


Fig. 1

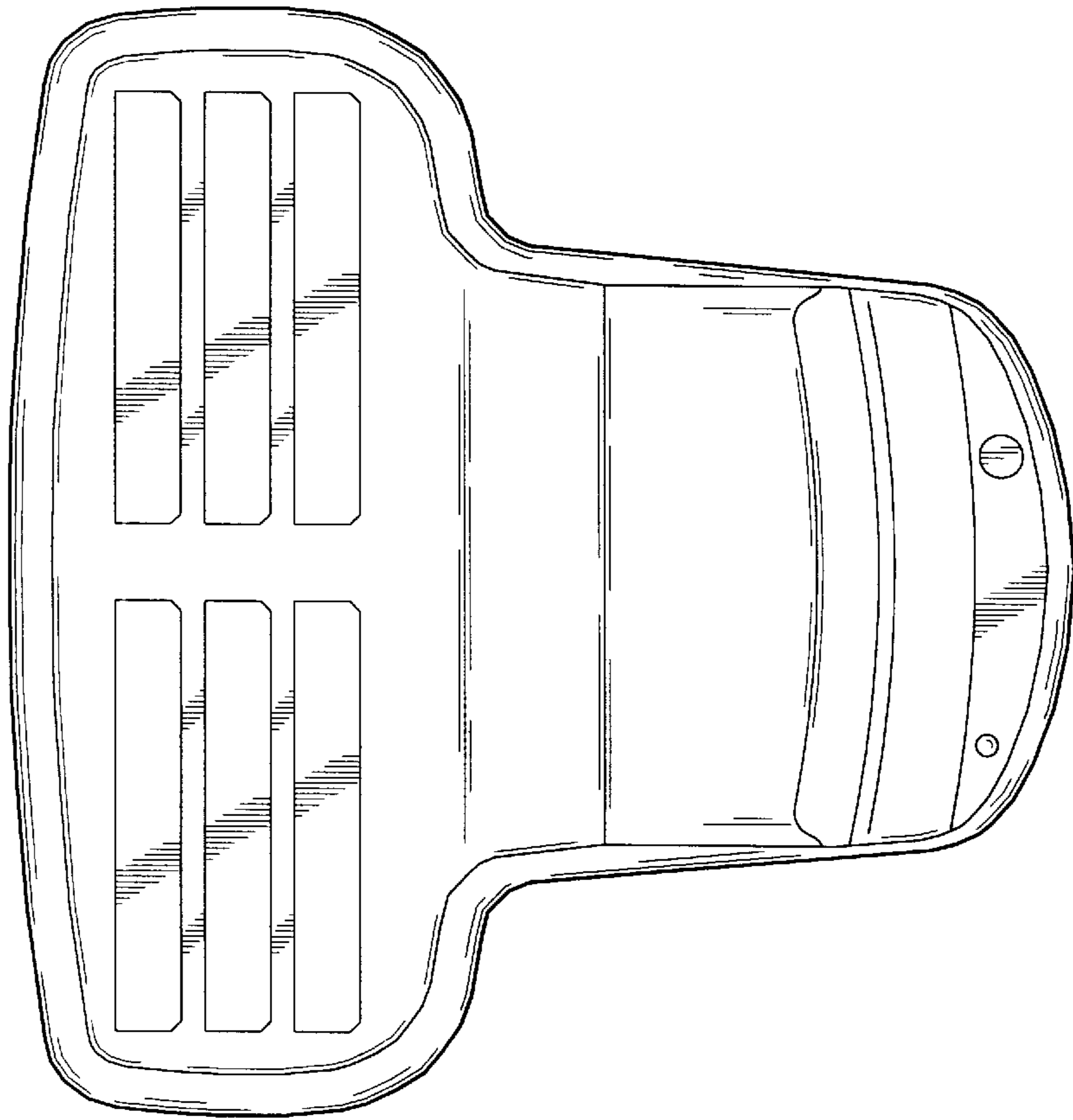


Fig. 3




Fig. 4

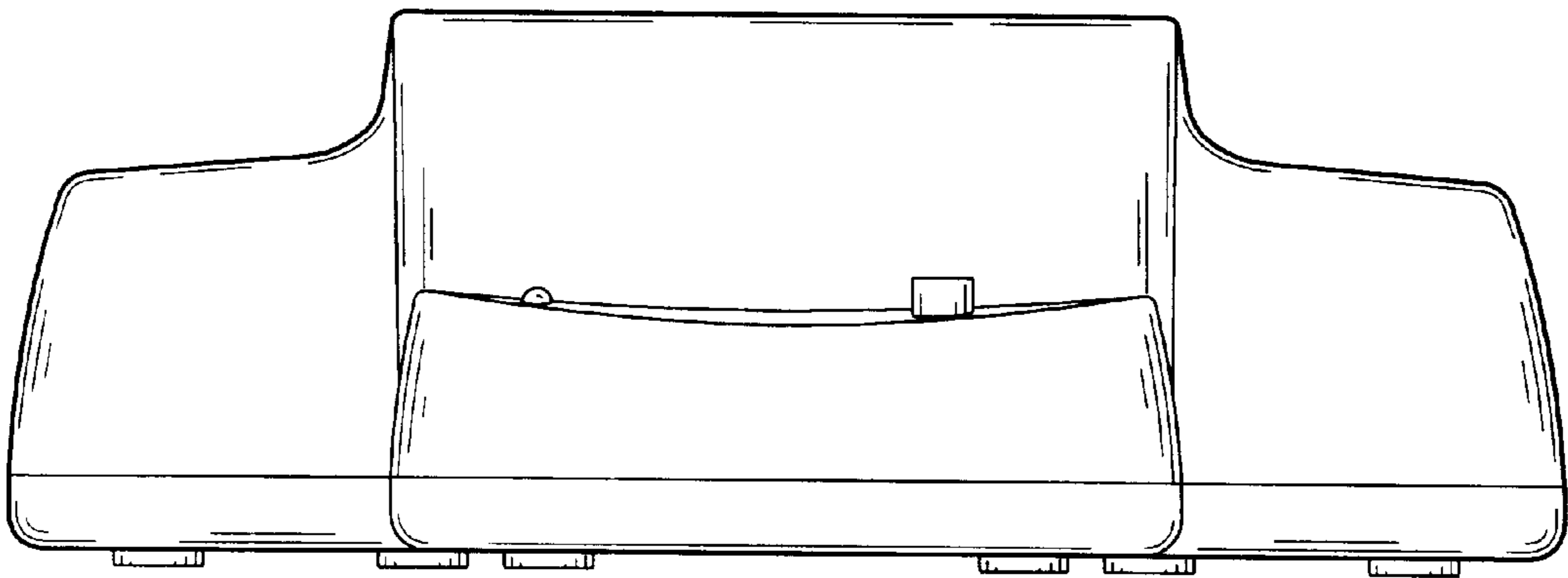


Fig. 5

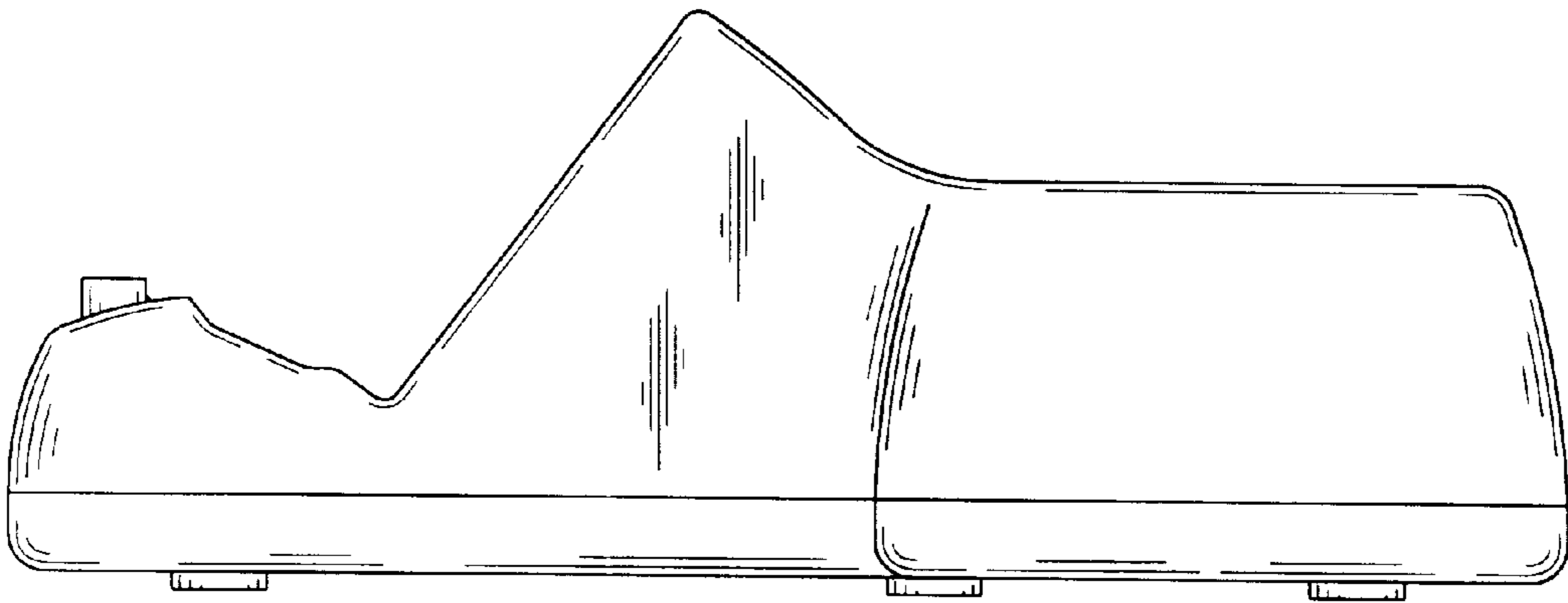


Fig. 6

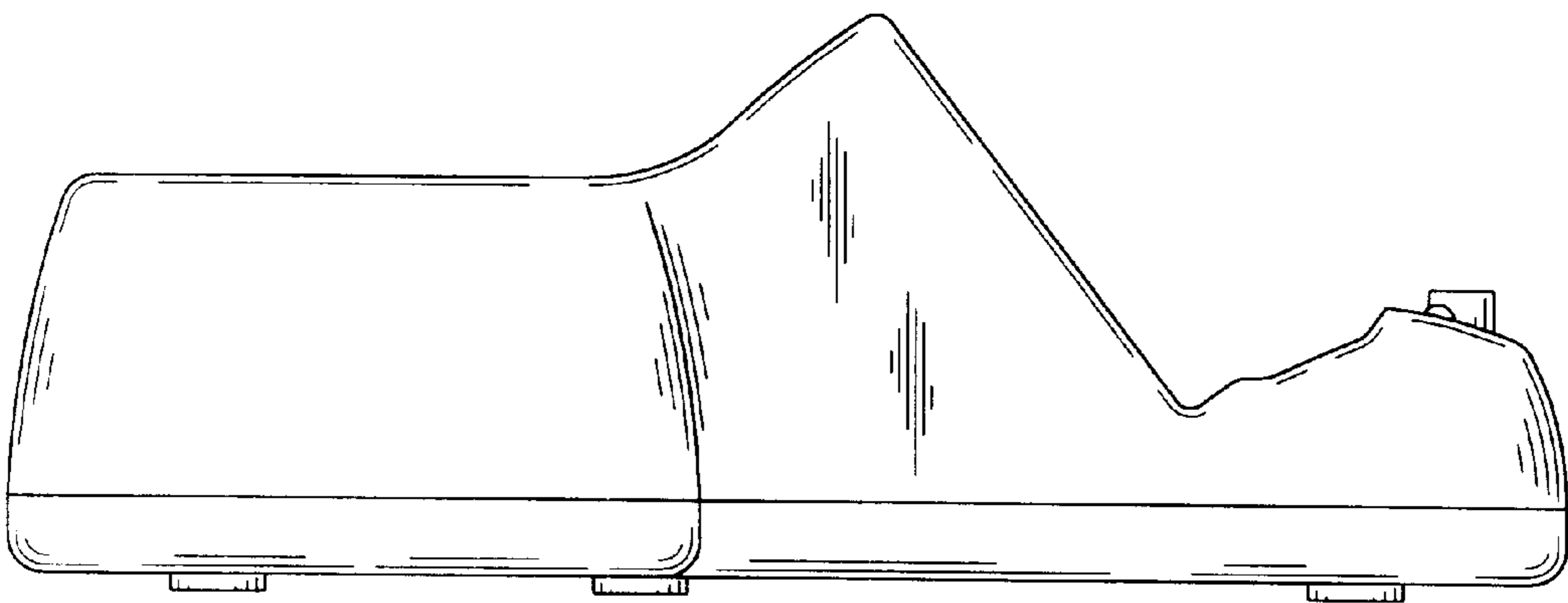


Fig. 7

