



US00D462392S

(12) **United States Design Patent**  
**Whittier et al.**

(10) **Patent No.:** **US D462,392 S**

(45) **Date of Patent:** **\*\* Sep. 3, 2002**

(54) **RETAIL SIGNAGE WITH HANGING ELEMENT**

(75) Inventors: **Michael Whittier; Jeremy A. Clark,**  
both of Minneapolis, MN (US)

(73) Assignee: **Target Brands, Inc.,** Minneapolis, MN  
(US)

(\*\*) Term: **14 Years**

(21) Appl. No.: **29/138,587**

(22) Filed: **Mar. 16, 2001**

(51) **LOC (7) Cl.** ..... **20-02**

(52) **U.S. Cl.** ..... **D20/42**

(58) **Field of Search** ..... D20/10, 39, 40,  
D20/42; 40/1, 124, 124.1, 124.2, 584, 617,  
618, 624, 124.4

(56) **References Cited**

**U.S. PATENT DOCUMENTS**

D411,580 S	*	6/1999	Adams	.....	D20/42
D421,234 S	*	2/2000	Hall et al.	.....	D20/42
D433,457 S	*	11/2000	Zinton	.....	D20/42
D439,619 S	*	3/2001	Swann	.....	D20/42

\* cited by examiner

*Primary Examiner*—Marcus A. Jackson

(74) *Attorney, Agent, or Firm*—Faegre & Benson LLP

(57) **CLAIM**

The ornamental design for a retail signage with hanging element, as shown and described.

**DESCRIPTION**

FIG. 1 is a view in perspective of a retail signage with hanging element, with the broken line showing for illustrative purposes only and forming no part of the claimed design.

FIG. 2 is a front view of the retail signage with hanging element of FIG. 1.

FIG. 3 is a rear view of the retail signage with hanging element of FIG. 1.

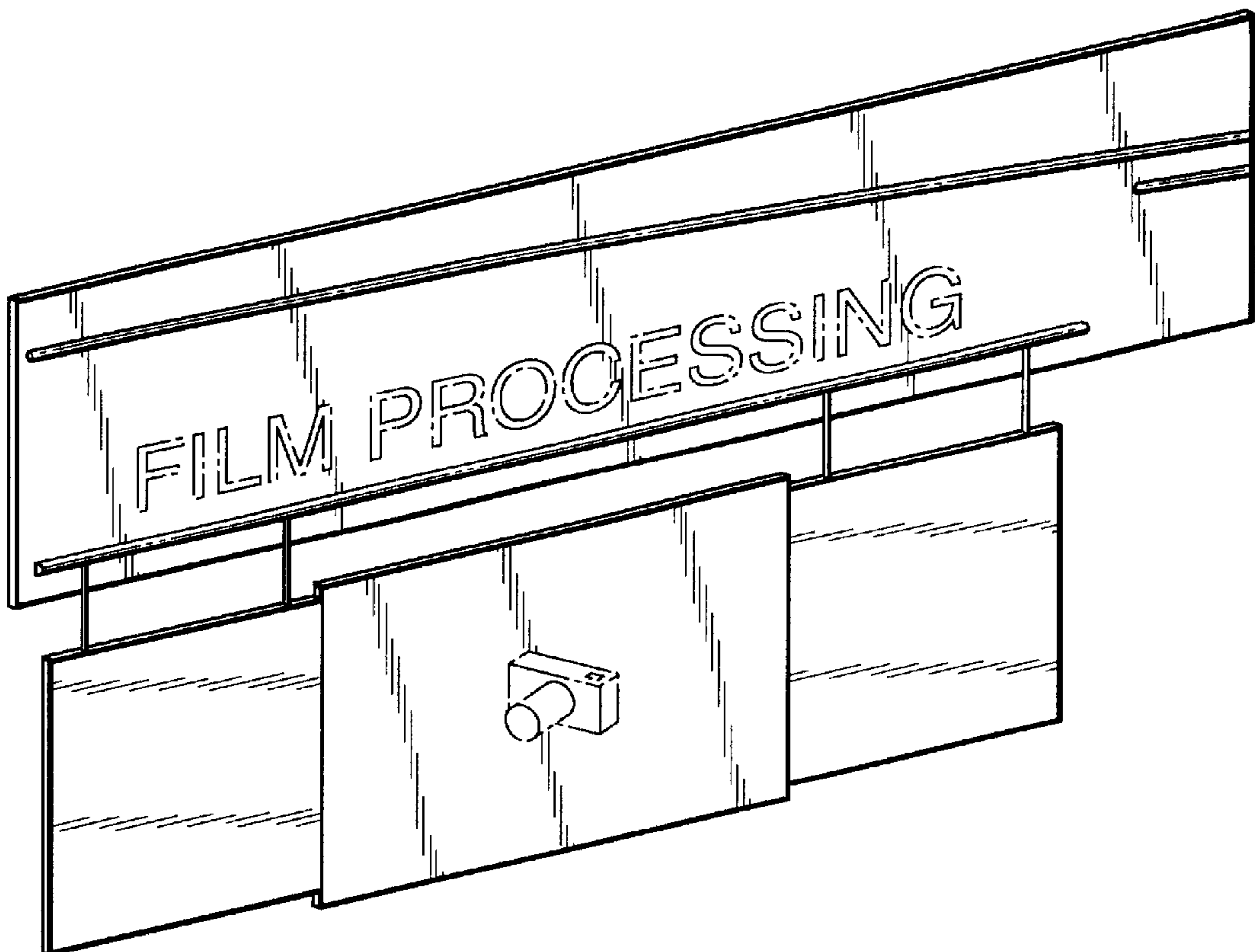
FIG. 4 is a top view of the retail signage with hanging element of FIG. 1.

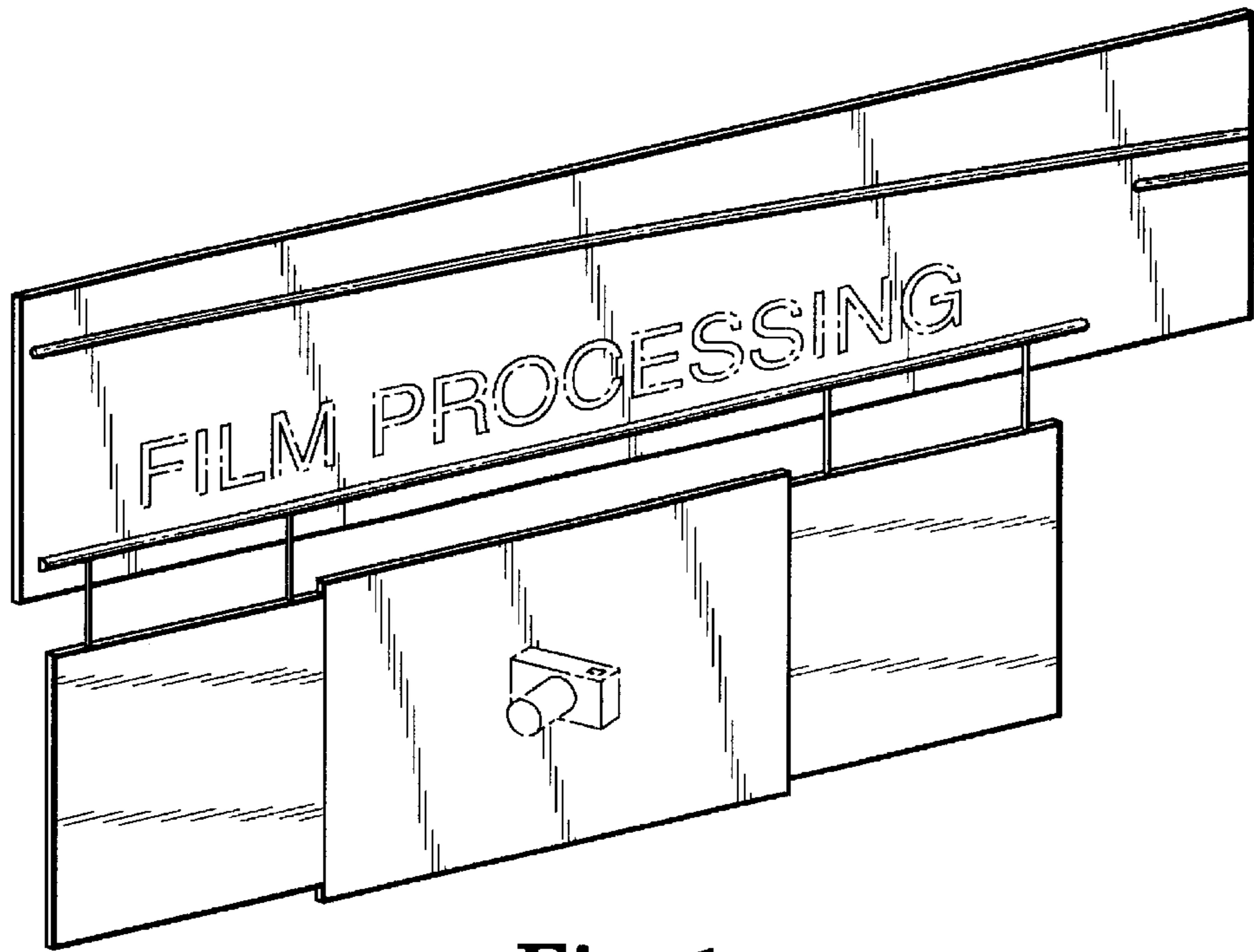
FIG. 5 is a bottom view of the retail signage with hanging element of FIG. 1.

FIG. 6 is a side view of the retail signage with hanging element of FIG. 1; and,

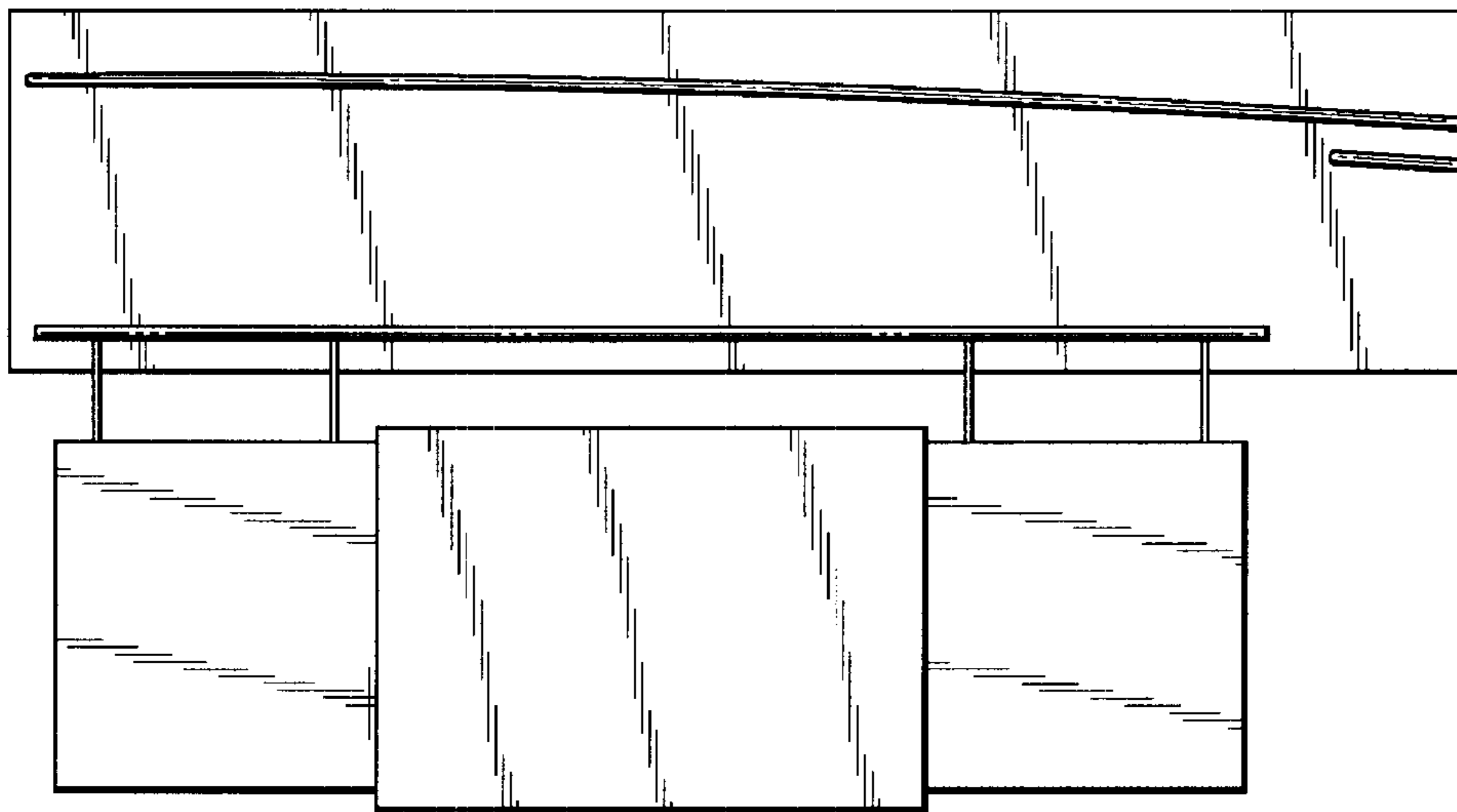
FIG. 7 is a side view of the retail signage with hanging element of FIG. 1.

**1 Claim, 3 Drawing Sheets**

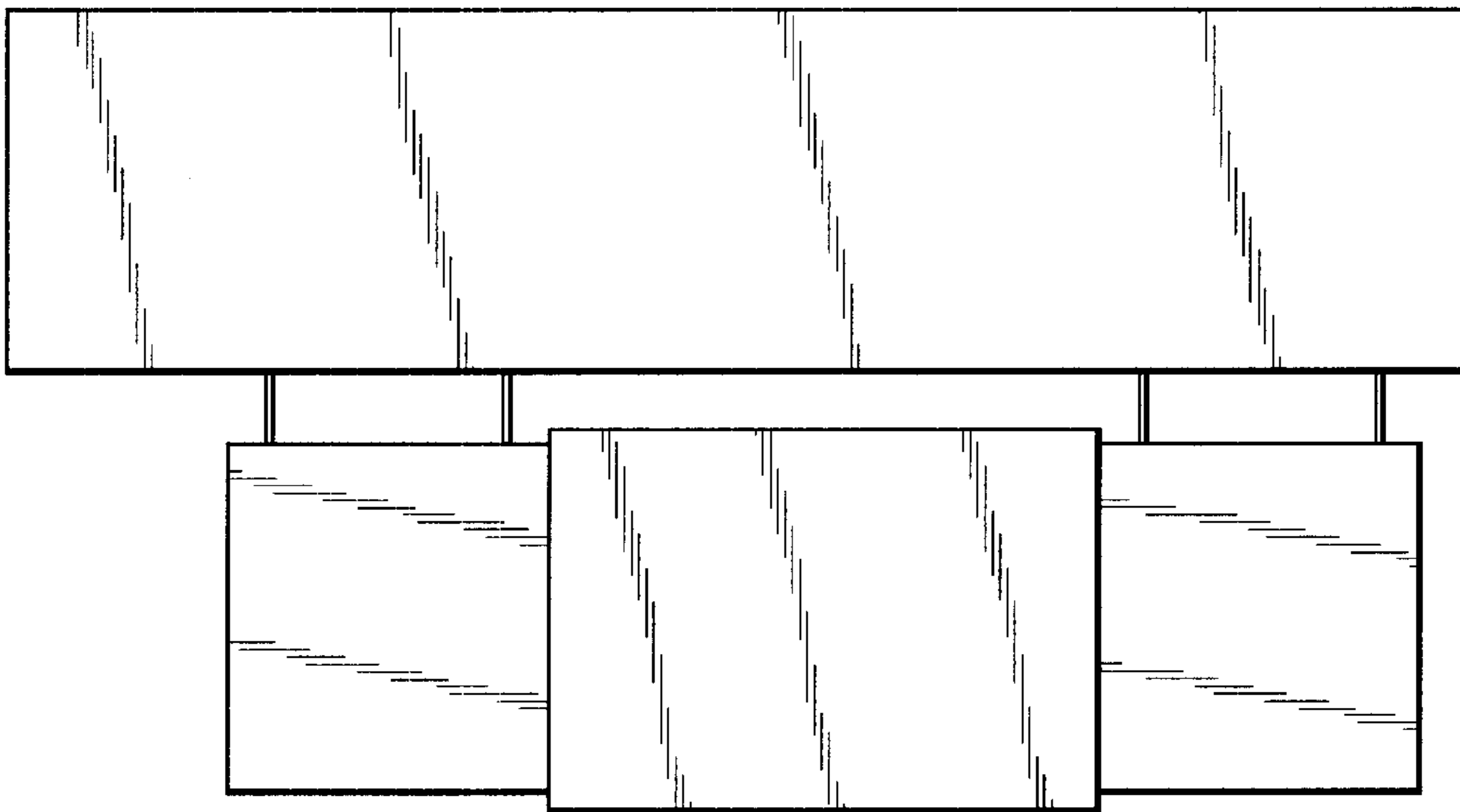




**Fig. 1**




**Fig. 2**



**Fig. 3**



**Fig. 4**



**Fig. 5**



**Fig. 6**



**Fig. 7**