



US00D462391S

(12) **United States Design Patent**
Allen et al.

(10) **Patent No.:** **US D462,391 S**

(45) **Date of Patent:** **** Sep. 3, 2002**

(54) **TEACHING AID FOR LEARNING TO TELL TIME**

(76) Inventors: **Lori A. Allen**, 92 Robins Rd., Boothwyn, PA (US) 19061; **Marie R. Provence**, 7619 Elmwood Ave., Philadelphia, PA (US) 19153

(**) Term: **14 Years**

(21) Appl. No.: **29/140,888**

(22) Filed: **Apr. 27, 2001**

(51) **LOC (7) Cl.** **19-07**

(52) **U.S. Cl.** **D19/64; D19/62; D10/6; D10/128**

(58) **Field of Search** D10/1, 2, 3-15, D10/16-18, 19-40, 122-132; 368/10, 276, 277, 285, 316, 317; D19/59, 62, 64; 434/304

(56) **References Cited**

U.S. PATENT DOCUMENTS

D54,568 S * 3/1920 Weiwoda D10/6
2,567,497 A * 9/1951 Sorensen 434/304

D172,317 S * 5/1954 Shellman D19/64 X
3,034,229 A * 5/1962 Kessler 434/304
4,331,427 A * 5/1982 Dotson 434/304
D289,500 S * 4/1987 Sally D10/9
D345,321 S * 3/1994 Ryoichi D10/126
D397,621 S * 9/1998 Wright et al. D10/31

* cited by examiner

Primary Examiner—Martie K. Holtje

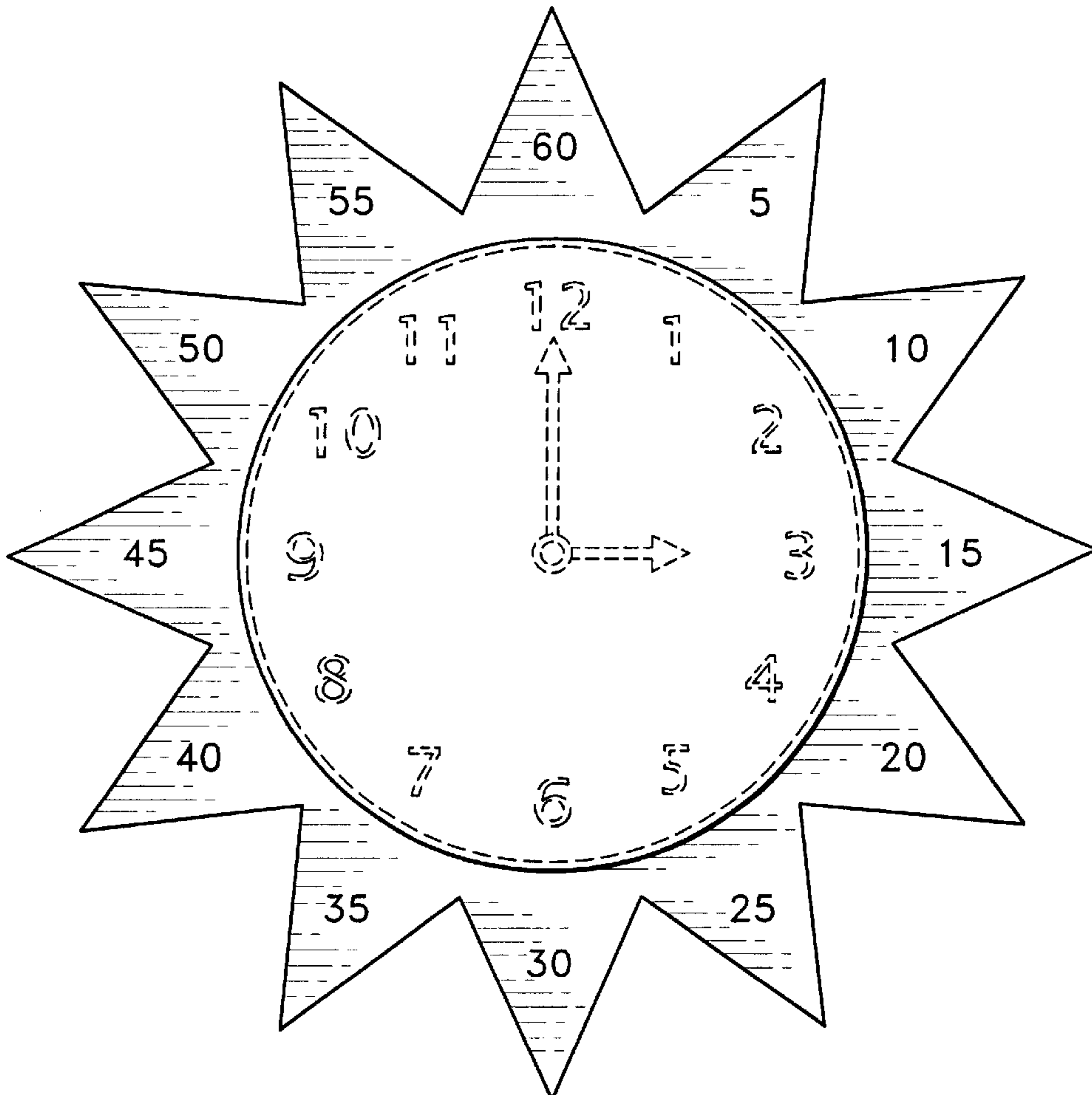
(57) **CLAIM**

The ornamental design for a “teaching aid for learning to tell time,” substantially as shown and described.

DESCRIPTION

FIG. 1 is a front elevational view of a teaching aid for learning to tell time showing our new design; FIG. 2 is a front elevational view of FIG. 1, the clock face depicted by means of broken lines being shown for illustrative purposes only and forming no part of the claimed design; and, FIG. 3 is a left side elevational view thereof, the top, bottom, and right side views being identical thereto.

1 Claim, 3 Drawing Sheets



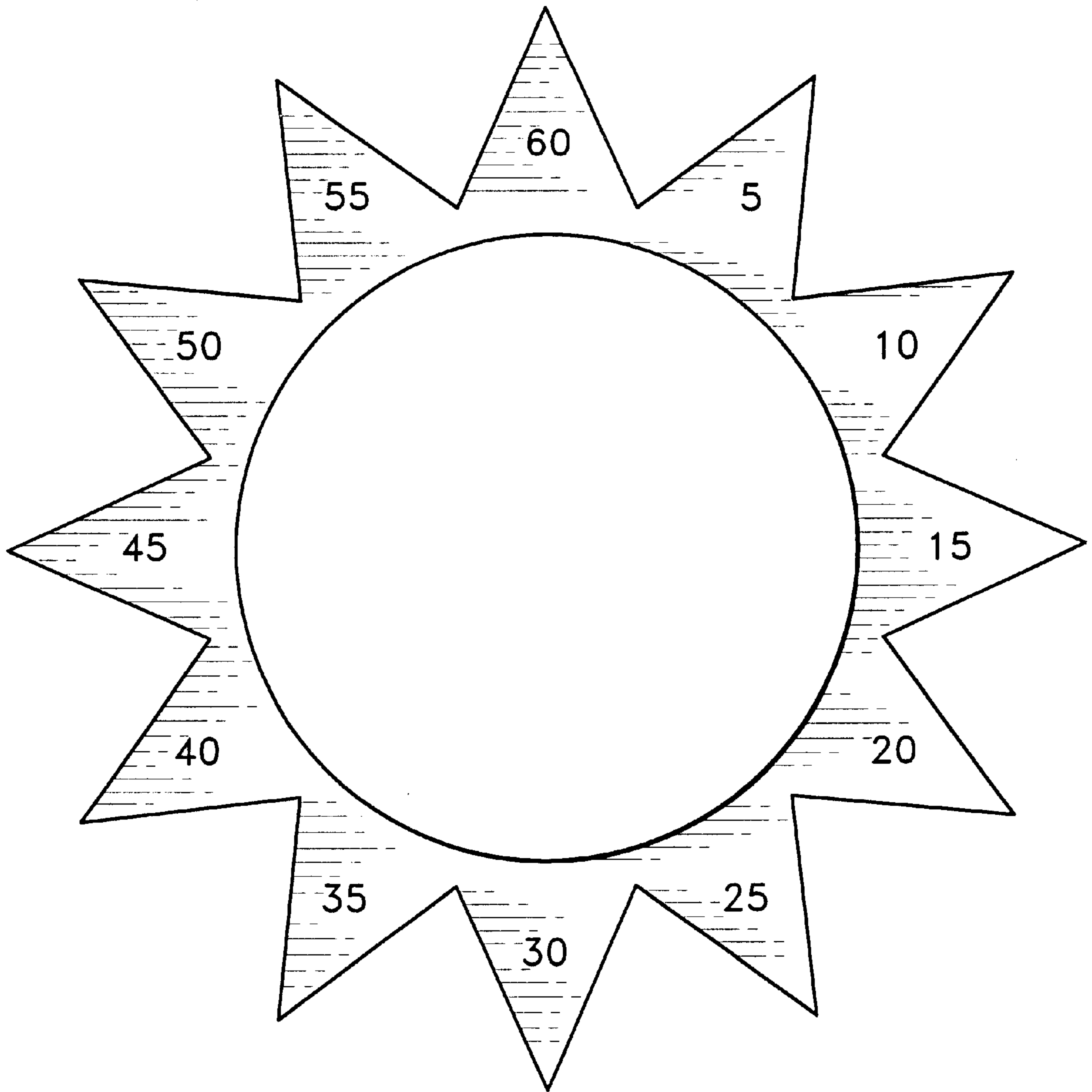


FIG. 1

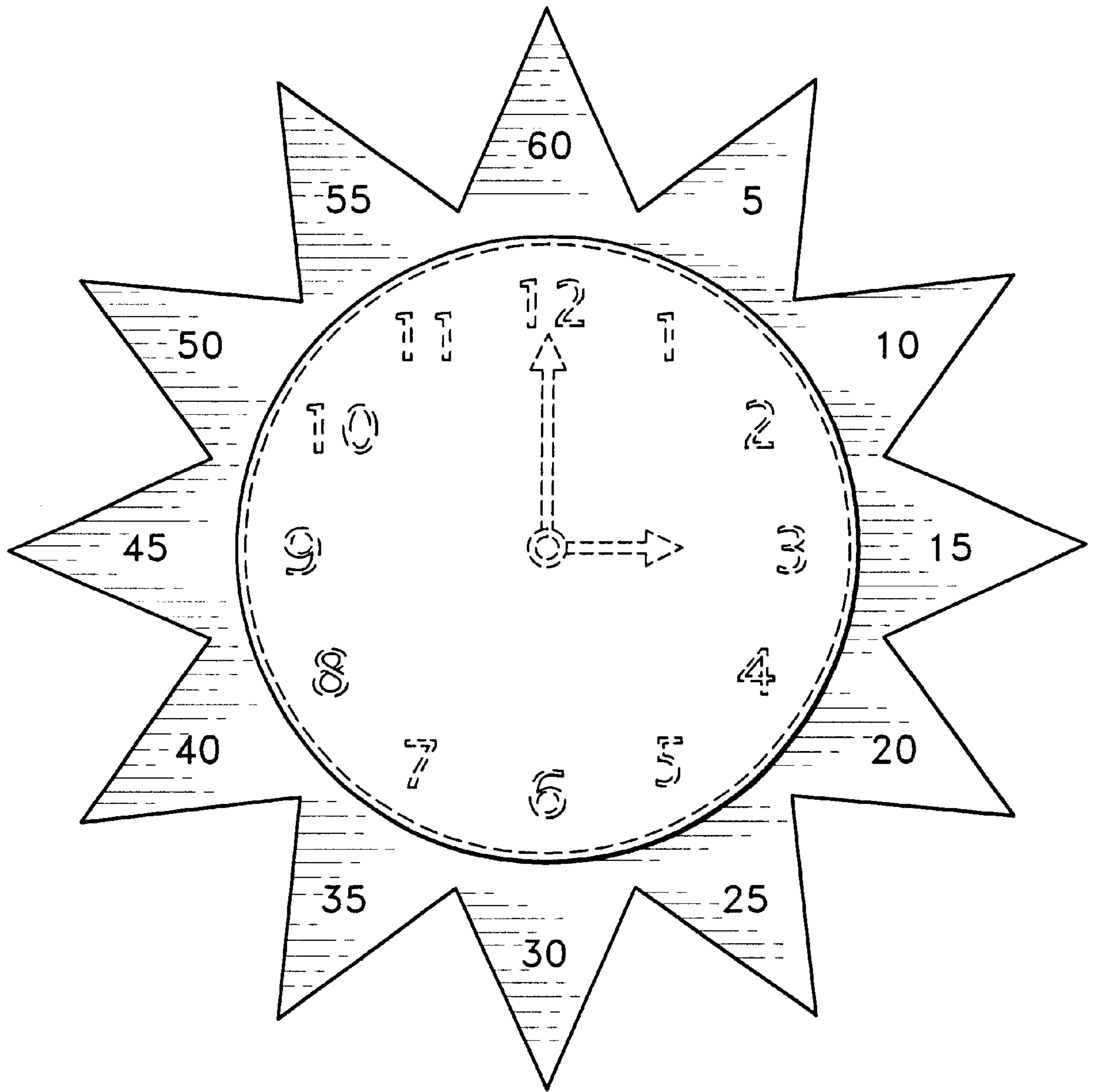


FIG. 2

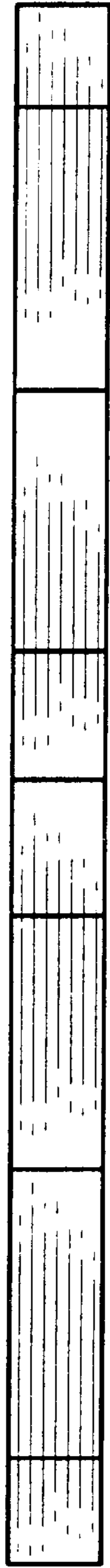


FIG. 3