



US00D462386S

(12) **United States Design Patent**
Iwase et al.

(10) **Patent No.:** **US D462,386 S**

(45) **Date of Patent:** **** Sep. 3, 2002**

(54) **BALL-POINT PEN**

JP 836 646 5/1992

(75) Inventors: **Kazuo Iwase**, Aichi; **Masayuki Tsuchida**, Kanagawa; **Nana Matsumoto**, Tokyo, all of (JP)

* cited by examiner

Primary Examiner—Martie K. Holtje
(74) *Attorney, Agent, or Firm*—Sughrue Mion, Zinn, MacPeak & Seas, PLLC

(73) Assignee: **The Pilot Ink Co., Ltd.**, Aichi (JP)

(**) Term: **14 Years**

(57) **CLAIM**

The ornamental design for a ball-point pen, as shown and described.

(21) Appl. No.: **29/138,510**

(22) Filed: **Mar. 16, 2001**

DESCRIPTION

(30) **Foreign Application Priority Data**

Sep. 18, 2000 (JP) 2000-025930

(51) **LOC (7) Cl.** **19-06**

(52) **U.S. Cl.** **D19/43; D19/50; D19/56; D19/57**

(58) **Field of Search** D19/35, 36, 41-43, D19/44-51, 53-58, 81-85; 401/98, 202, 209, 243-247, 262

FIG. 1 is a perspective view of the top, front and one side of a ball-point pen showing our new design;
FIG. 2 is a front elevational view thereof;
FIG. 3 is a side elevational view of an opposite side thereof;
FIG. 4 is a rear elevational view thereof;
FIG. 5 is a top plan view thereof;
FIG. 6 is a bottom plan view thereof;
FIG. 7 is a front elevational view of the ball-point pen with the cover removed for ease of illustration;
FIG. 8 is a side elevational view, the opposite side being a mirror image thereof;
FIG. 9 is a rear elevational view thereof;
FIG. 10 is a top plan view thereof;
FIG. 11 is a bottom plan view thereof;
FIG. 12 is a front elevational view of the cover with the ball-point pen removed for ease of illustration;
FIG. 13 is a side elevational view thereof, the opposite side being a mirror image thereof;
FIG. 14 is a rear elevational view thereof;
FIG. 15 is a top plan view thereof; and,
FIG. 16 is a bottom plan view thereof.

(56) **References Cited**

U.S. PATENT DOCUMENTS

- D261,010 S * 9/1981 Itoh D19/51
- D271,212 S * 11/1983 Itoh D19/48
- D294,600 S * 3/1988 Funahashi et al. D19/51
- D357,276 S * 4/1995 Bruhn D19/48
- D390,601 S * 2/1998 Irby D19/49
- D426,263 S * 6/2000 Sekine et al. D19/48
- D426,572 S * 6/2000 Salemme et al. D19/47

FOREIGN PATENT DOCUMENTS

JP 792 713 7/1990

1 Claim, 3 Drawing Sheets

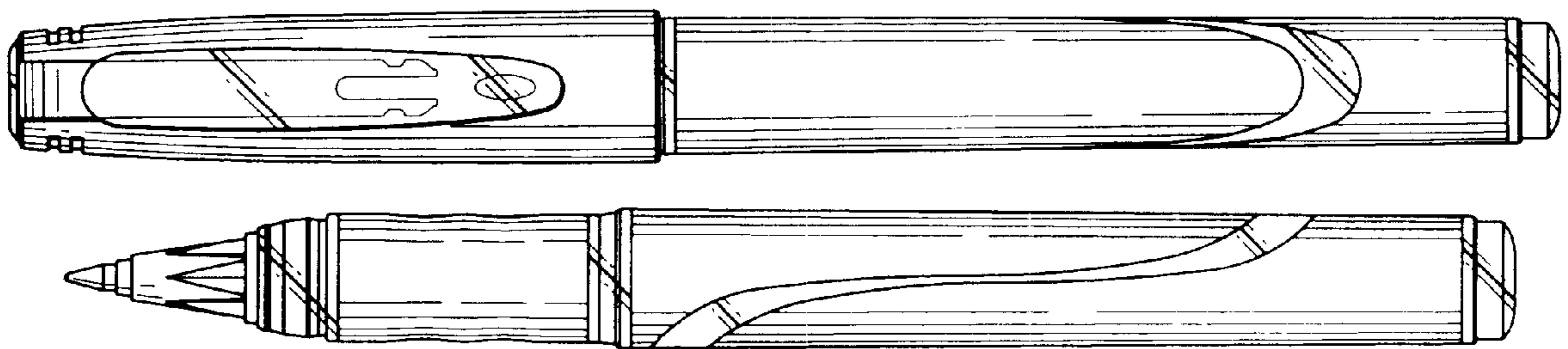


FIG. 1

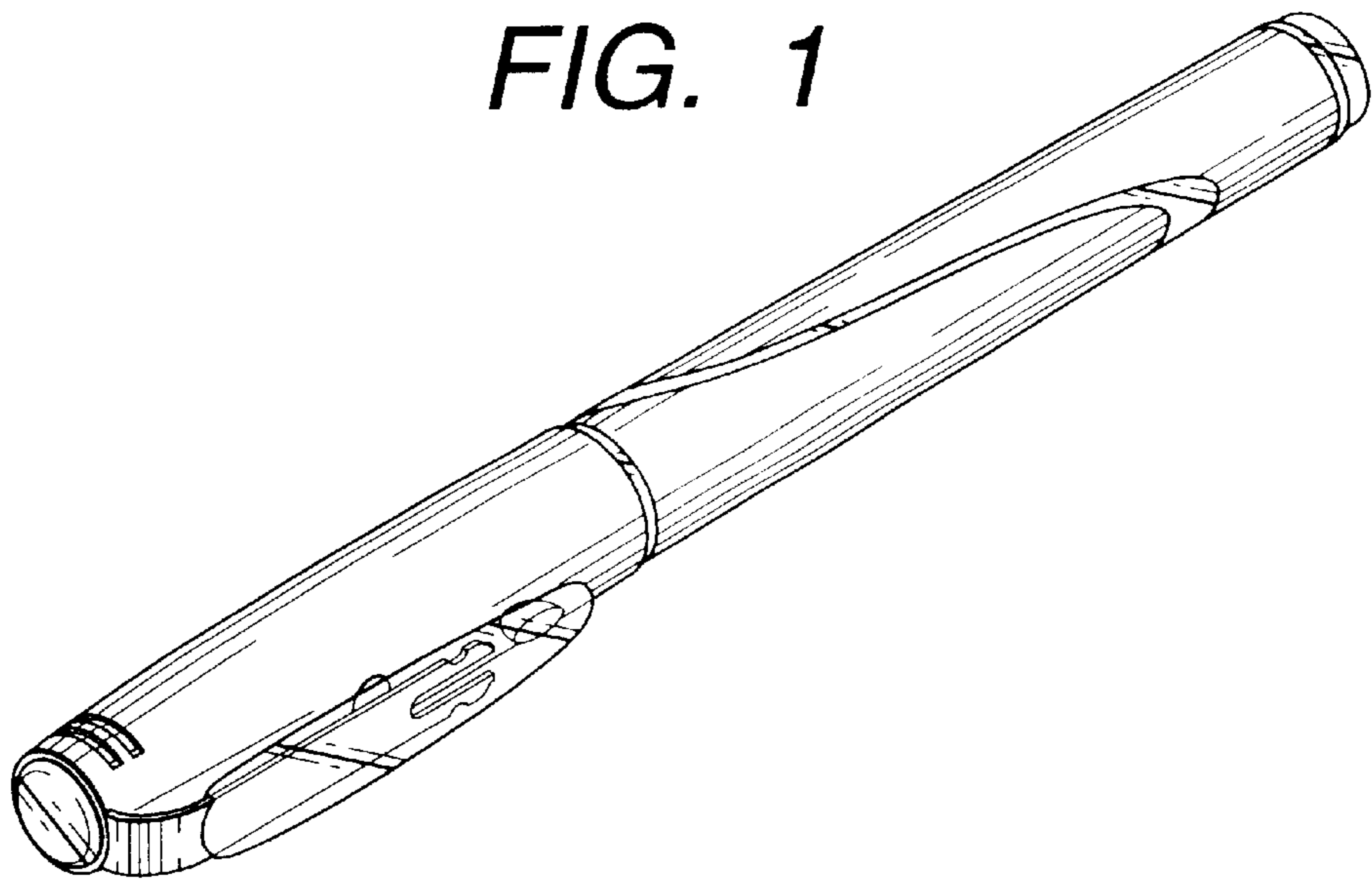


FIG. 2




FIG. 3

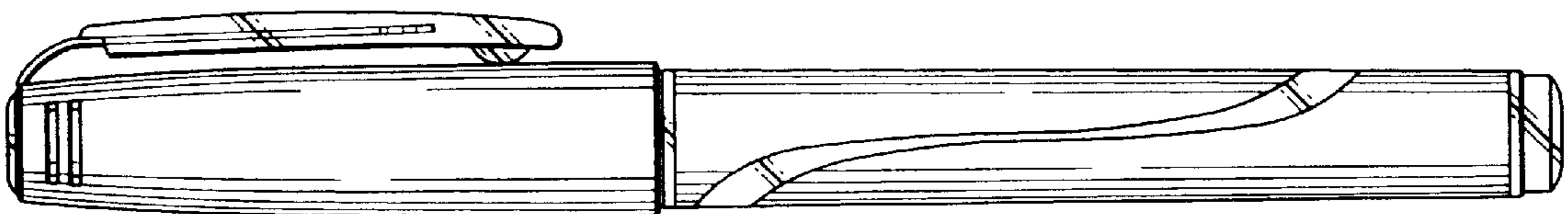


FIG. 4

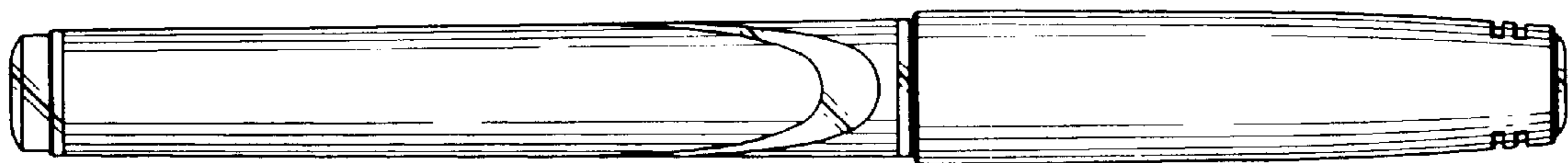


FIG. 5

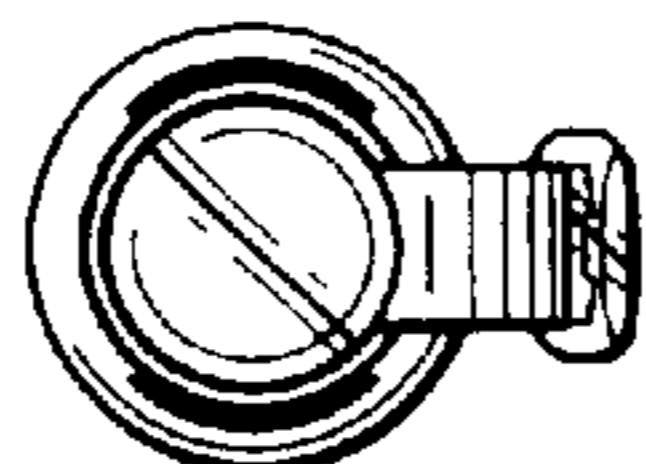


FIG. 6

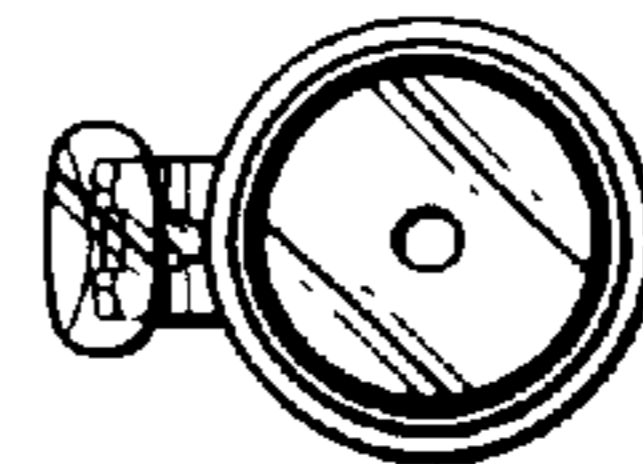


FIG. 7




FIG. 8

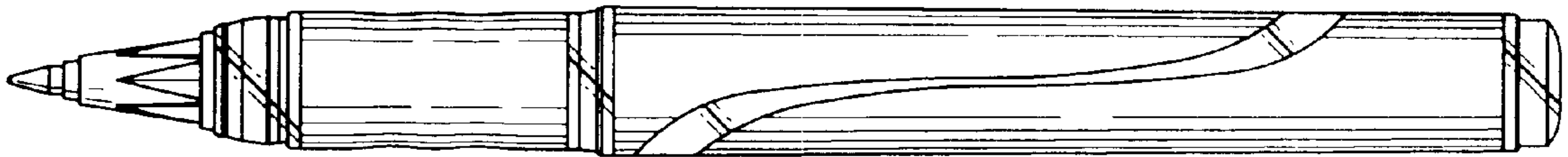


FIG. 9

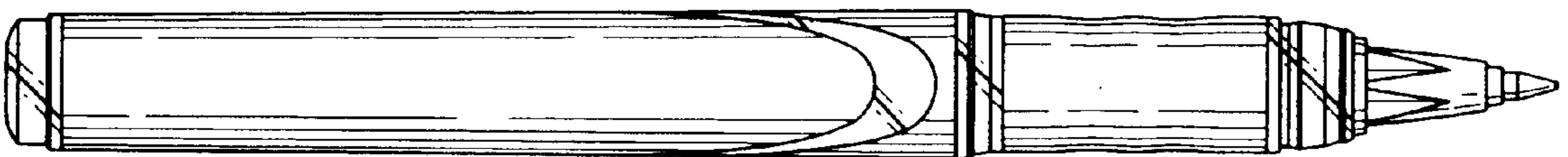


FIG. 10



FIG. 11

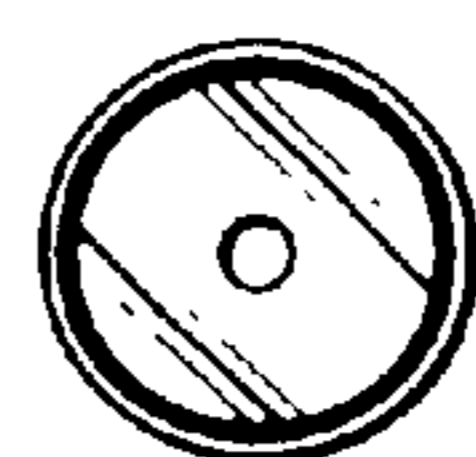


FIG. 12

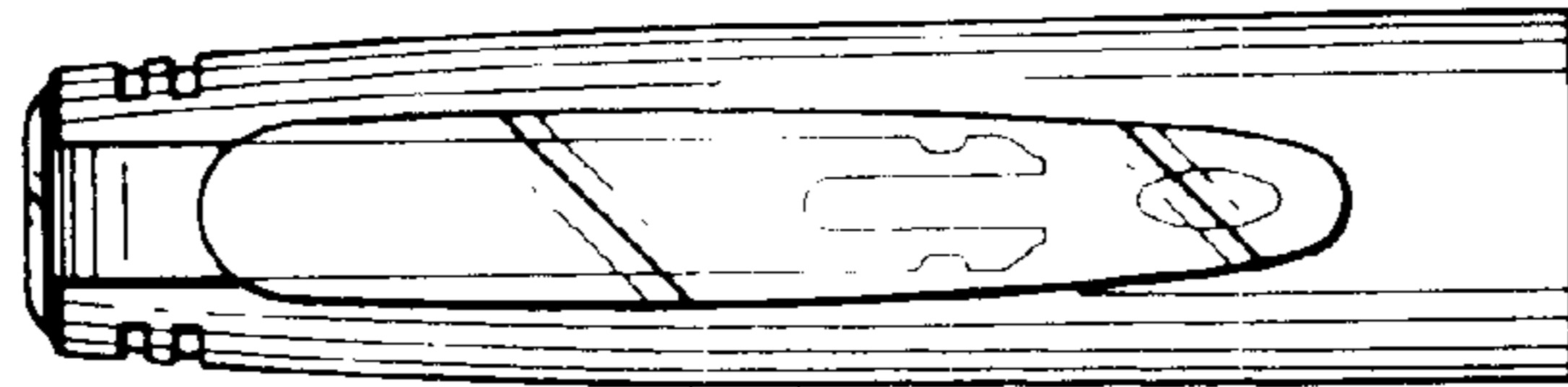


FIG. 13

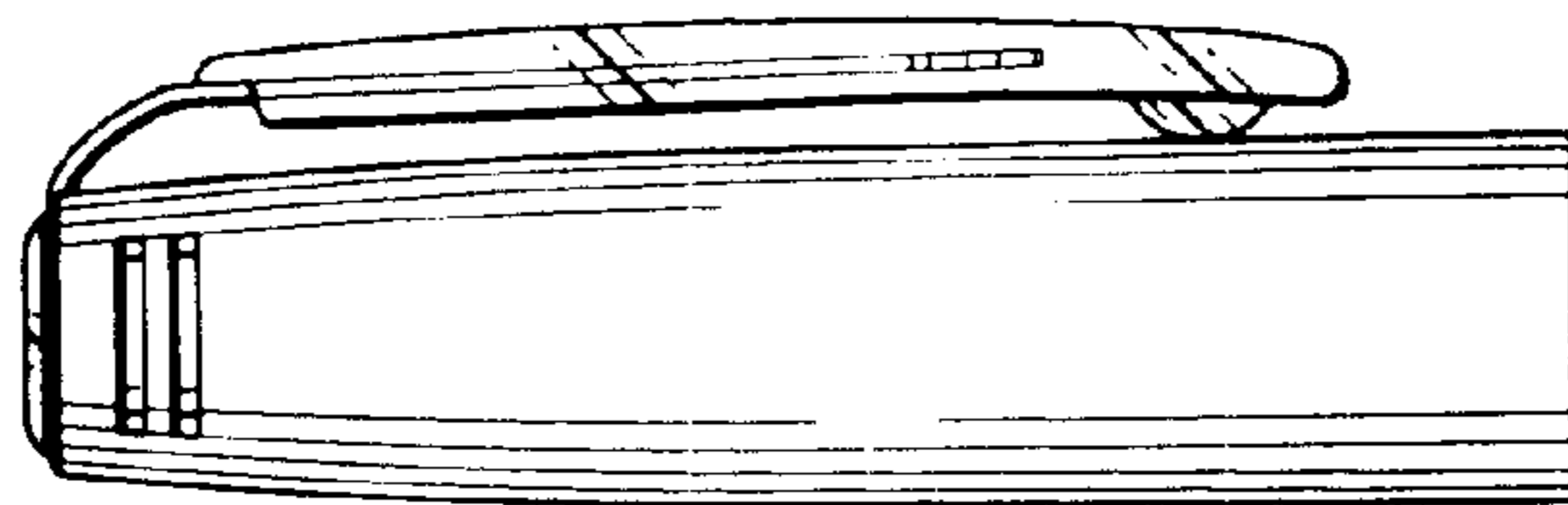


FIG. 14




FIG. 15

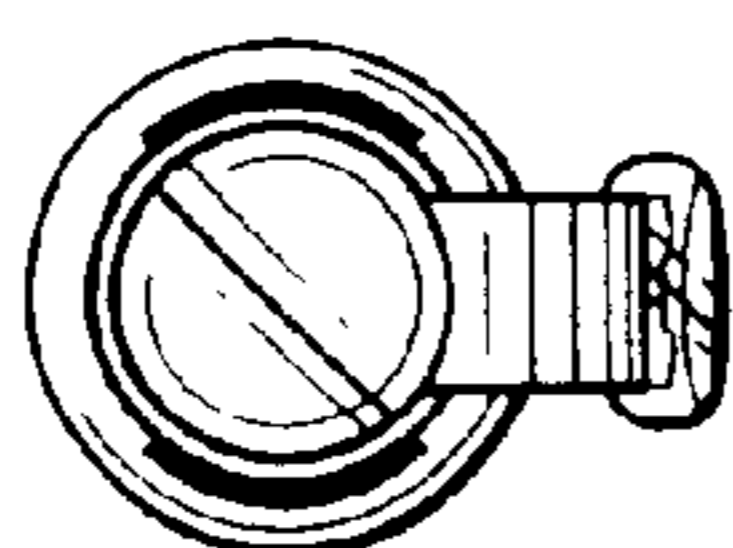


FIG. 16

