



US00D462382S

(12) **United States Design Patent**
Nanjo et al.

(10) **Patent No.:** **US D462,382 S**

(45) **Date of Patent:** **** Sep. 3, 2002**

(54) **INK TANK FOR PRINTER**

(75) Inventors: **Tatsuo Nanjo**; **Hiroshi Koshikawa**,
both of **Kawasaki**; **Toshimi Chiba**,
Chigasaki; **Hajime Yamamoto**,
Yokohama; **Shozo Hattori**, **Tokyo**;
Hiroki Hayashi, **Kawasaki**; **Eiichiro**
Shimizu, **Yokohama**; **Kenji**
Kitabatake, **Kawasaki**; **Masanori**
Takenouchi, **Yokohama**, all of (JP);
Hiroyuki Tokuda, **Irvine, CA (US)**

(73) Assignee: **Canon Kabushiki Kaisha**, **Tokyo (JP)**

(**) Term: **14 Years**

(21) Appl. No.: **29/137,434**

(22) Filed: **Feb. 22, 2001**

(30) **Foreign Application Priority Data**

Aug. 23, 2000 (JP) 2000-023157

(51) **LOC (7) Cl.** **18-02**

(52) **U.S. Cl.** **D18/56; 347/86**

(58) **Field of Search** **D18/40, 43, 56;**
347/86, 87

(56) **References Cited**

U.S. PATENT DOCUMENTS

D331,775 S * 12/1992 Umino et al. D18/56
D356,110 S * 3/1995 Tokuda et al. D18/56

D358,163 S * 5/1995 Nomura D18/43
D361,343 S * 8/1995 Kaplinsky et al. D18/56
D363,507 S * 10/1995 Kashino et al. D18/56
D363,508 S * 10/1995 Kashino et al. D18/56
D375,756 S * 11/1996 Murray et al. D18/56
D378,529 S 3/1997 Tashiro et al. D18/56
D381,360 S * 7/1997 Kawai et al. D18/56
D383,488 S * 9/1997 Sasaki D18/56
6,142,602 A * 11/2000 Tanaka 347/86
D439,610 S * 3/2001 Inoue D18/56
6,273,560 B1 * 8/2001 Keefe et al. 347/86

* cited by examiner

Primary Examiner—Cathy Anne MacCormac

(74) *Attorney, Agent, or Firm*—Fitzpatrick, Cella, Harper & Scinto

(57) **CLAIM**

The ornamental design for an ink tank for printer, as shown and described.

DESCRIPTION

FIG. 1 is a front view of an ink tank for printer showing our new design;

FIG. 2 is a rear view thereof;

FIG. 3 is a top plan view thereof;

FIG. 4 is a bottom plan view thereof;

FIG. 5 is a left side view thereof;

FIG. 6 is a right side view thereof; and,

FIG. 7 is a perspective view as viewed from rear and top direction thereof.

1 Claim, 3 Drawing Sheets




FIG. 1

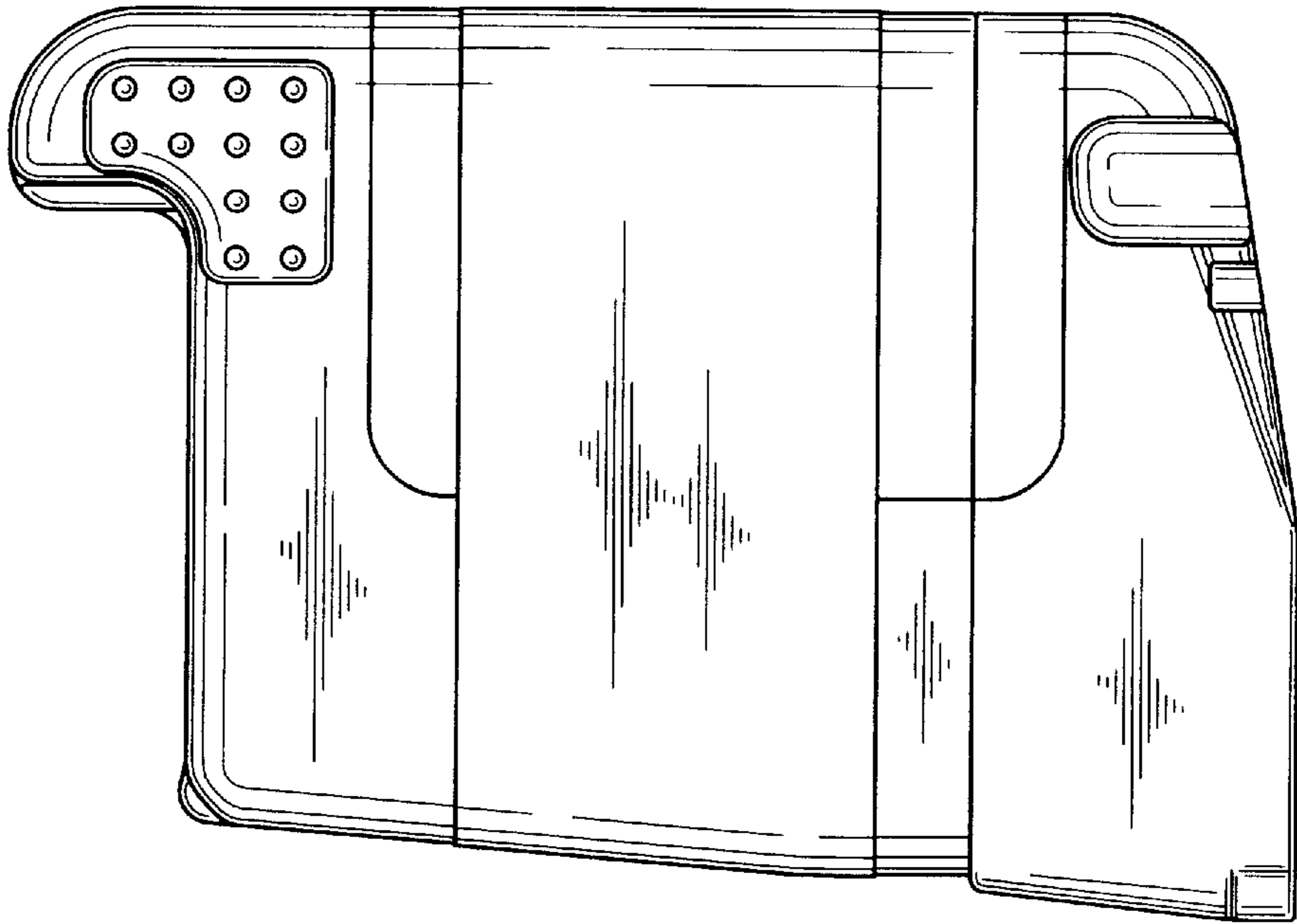


FIG. 2

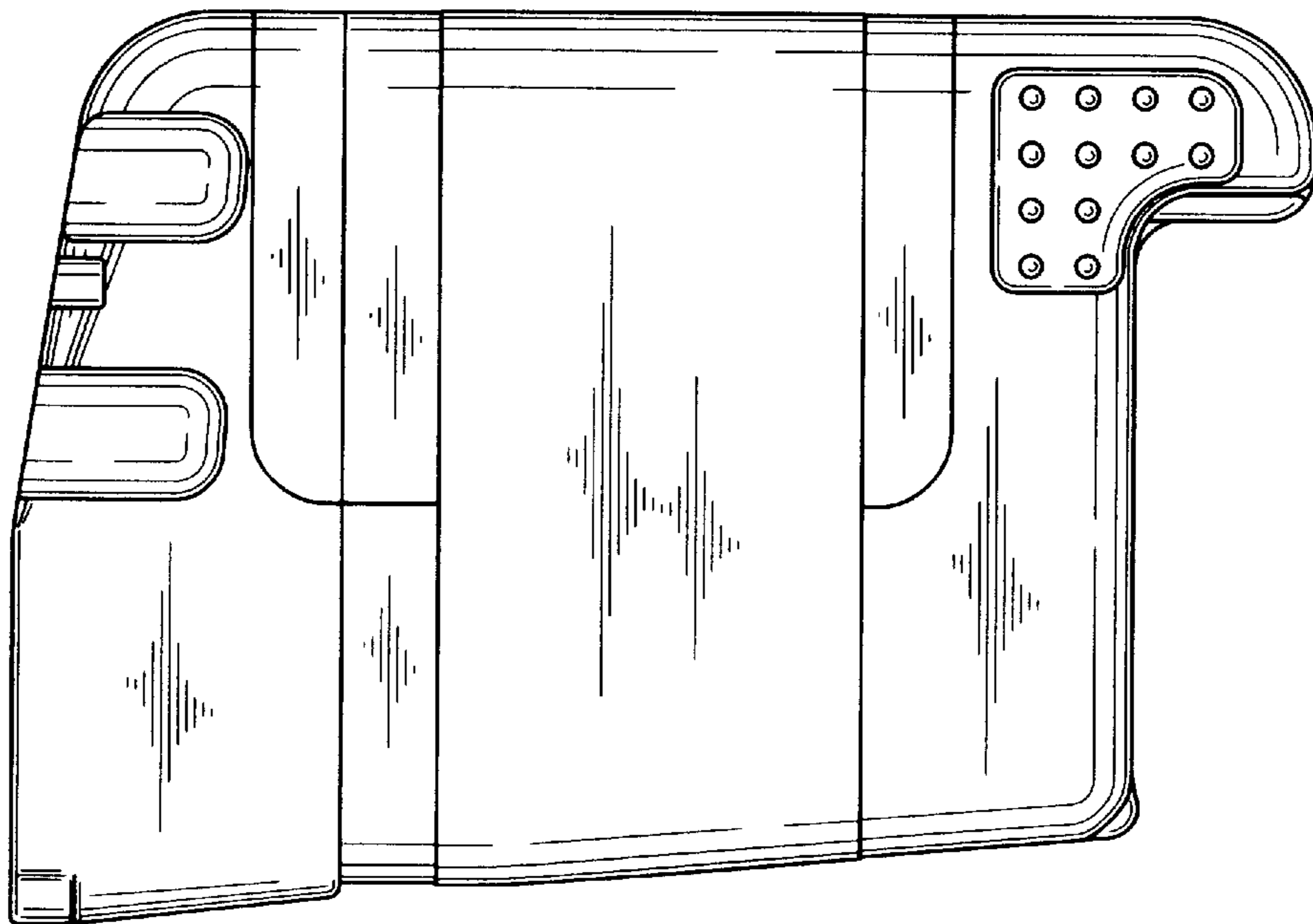


FIG. 3

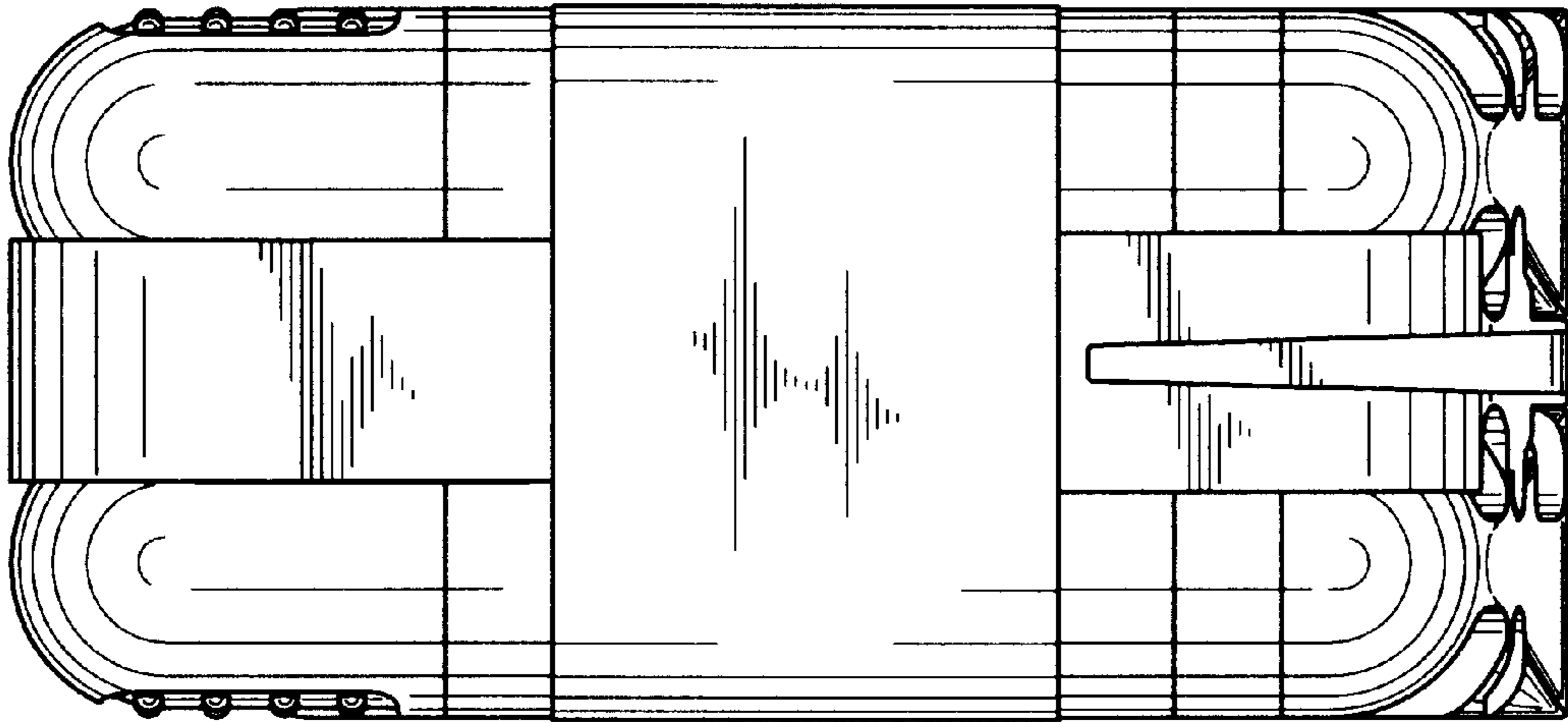


FIG. 4

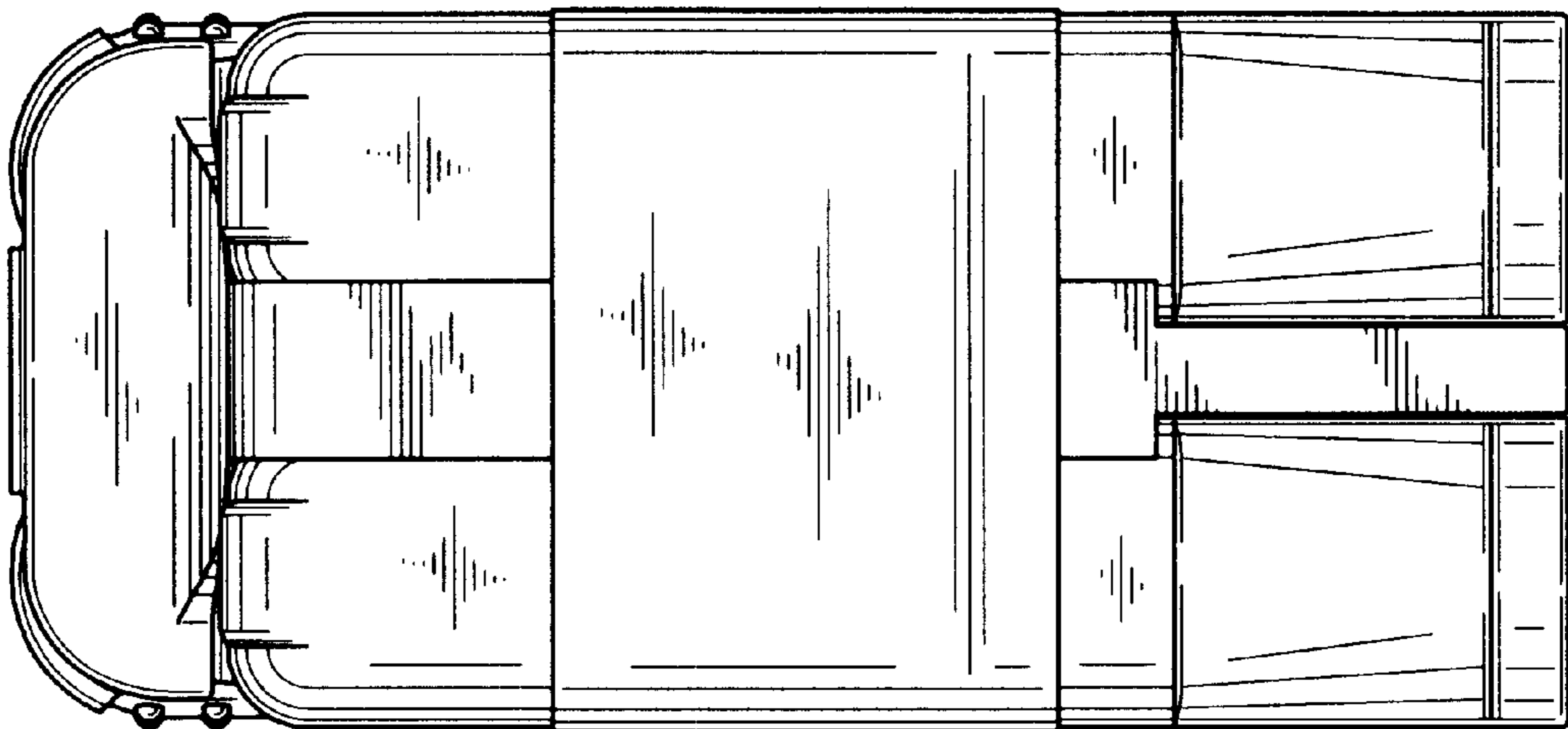


FIG. 5




FIG. 6

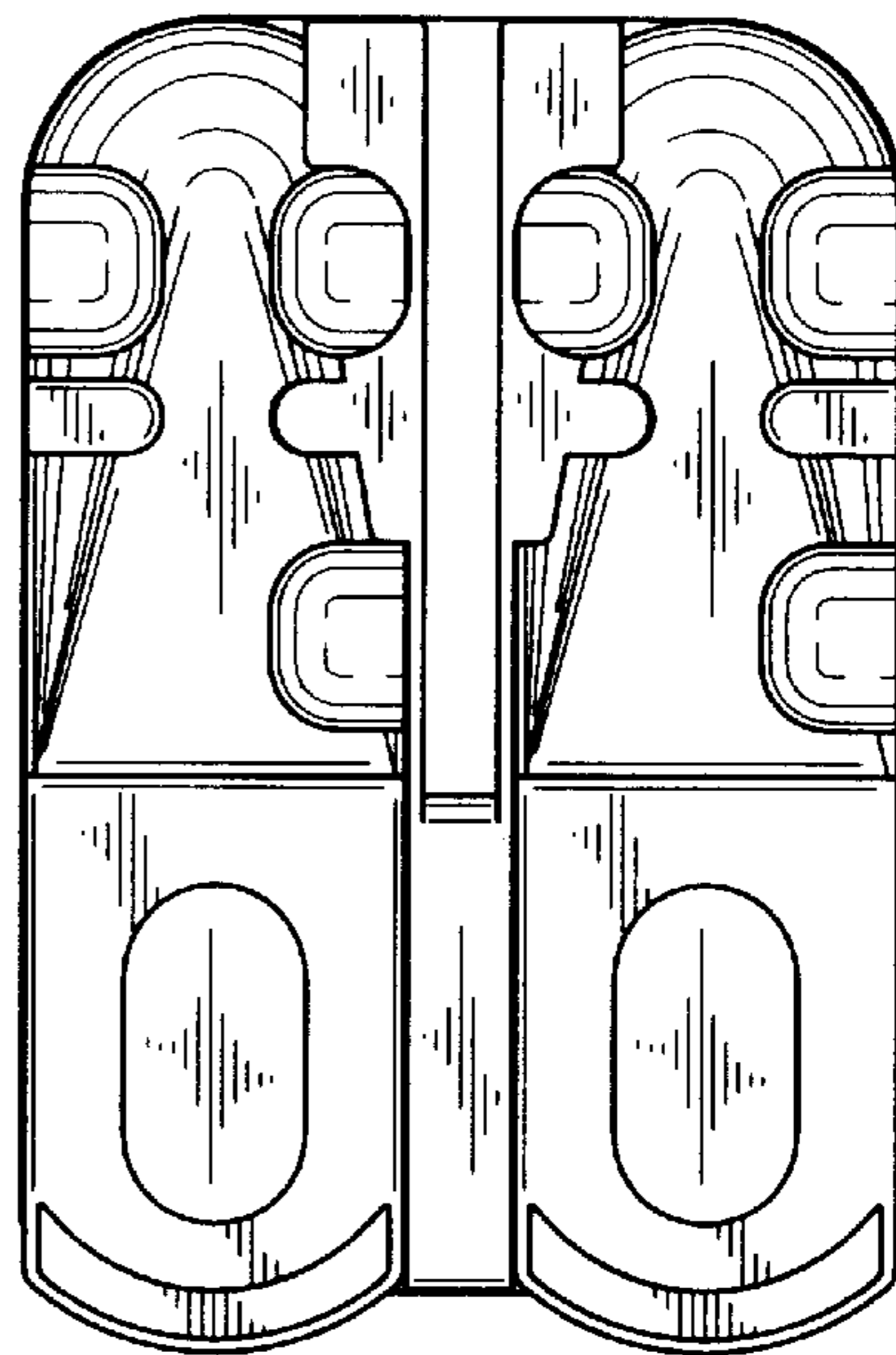


FIG. 7

