



US00D462365S

(12) **United States Design Patent**
Chen

(10) **Patent No.:** **US D462,365 S**

(45) **Date of Patent:** **** Sep. 3, 2002**

(54) **NYLON CORD USED AS A GRASS-CUTTING APPARATUS OF LAWN MOWER**

5,735,049 A * 4/1998 Ishikawa 56/12.7
5,765,287 A * 6/1998 Griffini et al. 30/276
5,890,352 A * 4/1999 Molina 56/12.7

(76) **Inventor:** **Yih-Song Chen**, P.O. Box 487,
Chang-Hua City 500 (TW)

* cited by examiner

(**) **Term:** **14 Years**

Primary Examiner—Mitchell Siegel

(21) **Appl. No.:** **29/135,193**

(57) **CLAIM**

(22) **Filed:** **Jan. 8, 2001**

The ornamental design for a nylon cord used as a grass-cutting apparatus of lawn mower, as shown and described.

(51) **LOC (7) Cl.** **15-03**

DESCRIPTION

(52) **U.S. Cl.** **D15/17**

(58) **Field of Search** D15/14, 17, 16;
30/276, 347, 295; 56/12.7, 17.5

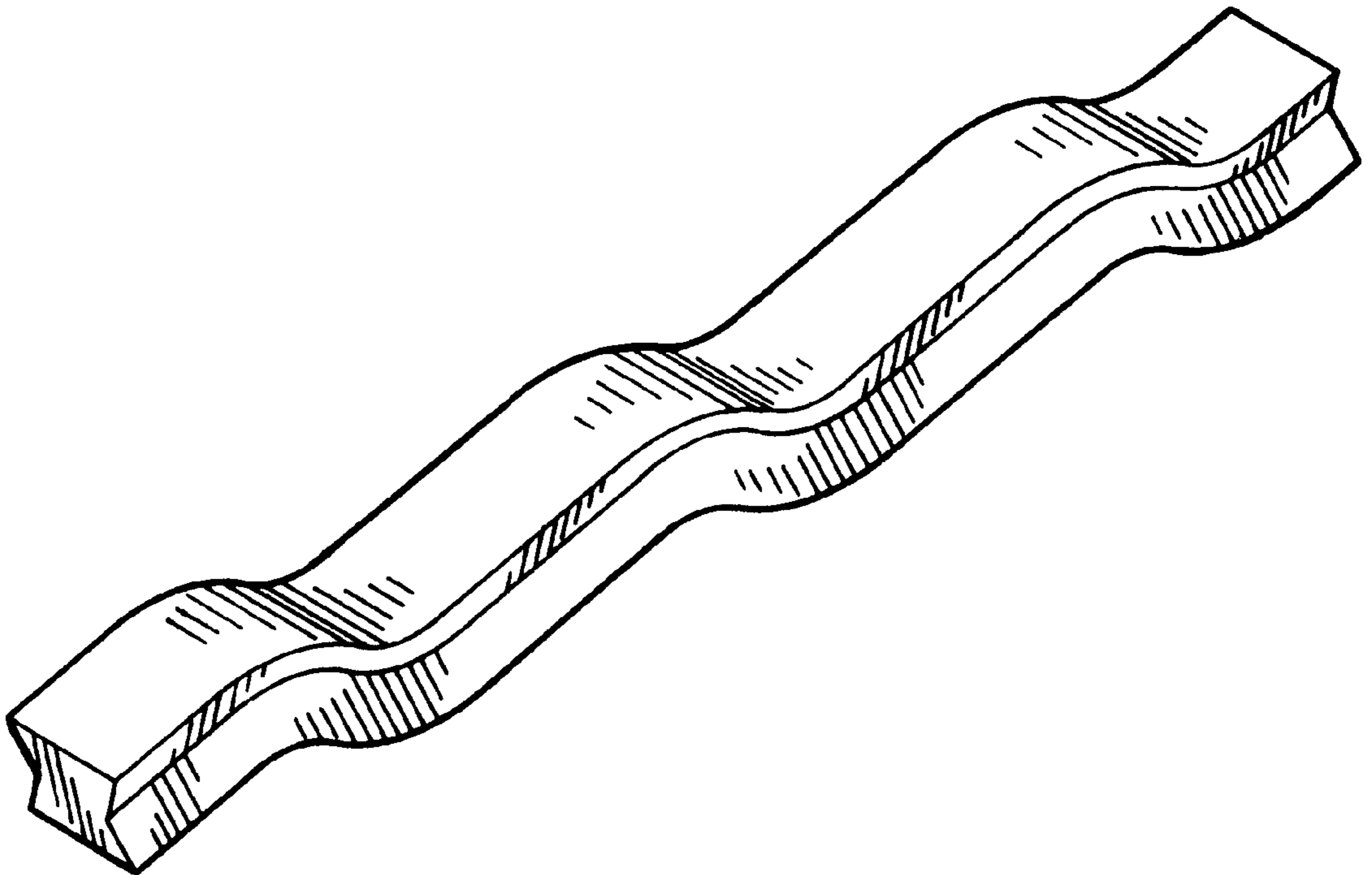
FIG. 1 is a front elevational view of a nylon cord used as a grass-cutting apparatus of lawn mower showing my new design; the rear elevation view is a mirror image thereof; FIG. 2 is a right side view thereof; the left side view is a mirror image thereof; FIG. 3 is a top plan view thereof; the bottom plan view is a mirror image thereof; and, FIG. 4 is a perspective view thereof.

(56) **References Cited**

U.S. PATENT DOCUMENTS

4,054,993 A * 10/1977 Kamp et al. 30/276
4,461,138 A * 7/1984 Whitman 56/12.7
5,048,278 A * 9/1991 Jones et al. 56/295
5,649,413 A * 7/1997 Oostendorp 56/12.7

1 Claim, 4 Drawing Sheets



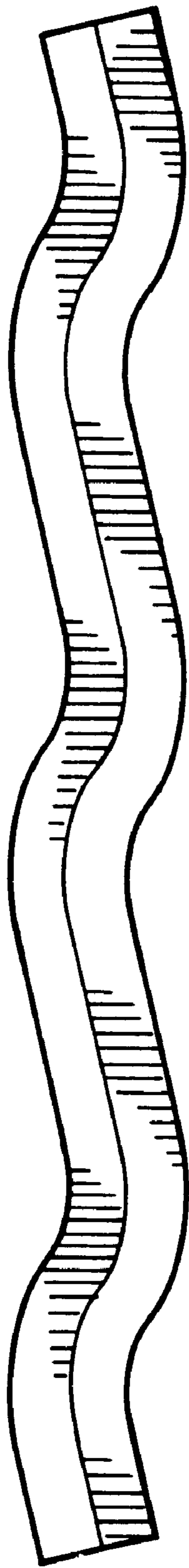


FIG 1

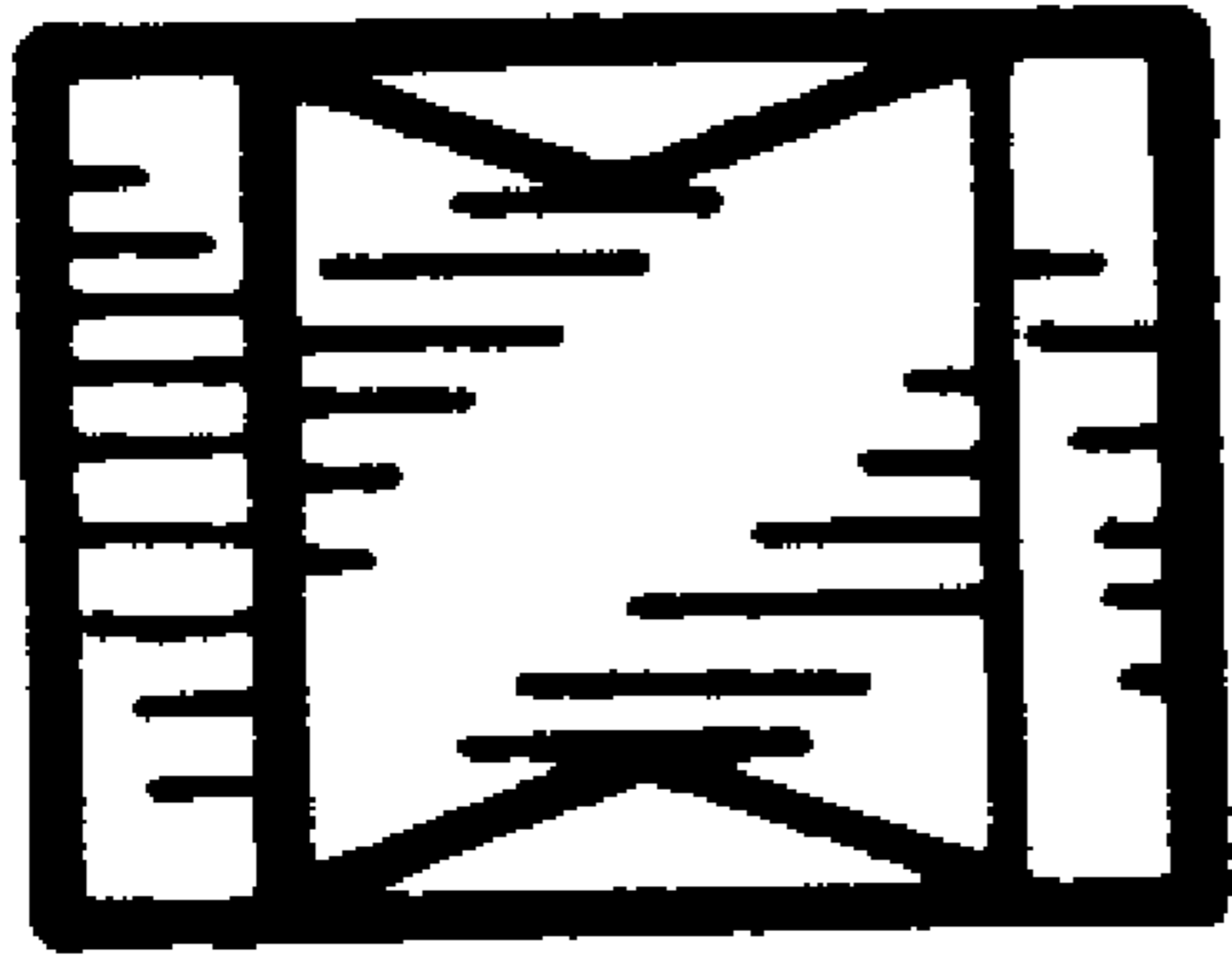


FIG 2




FIG 3



FIG 4