



US00D462362S

(12) **United States Design Patent**  
**Sturm**

(10) **Patent No.:** **US D462,362 S**

(45) **Date of Patent:** **\*\* Sep. 3, 2002**

(54) **ICON FOR A DISPLAY PANEL ON A MEDICAL APPARATUS**

D446,861 S 8/2001 Mezière et al. .... D24/169  
D450,325 S \* 11/2001 Hartford et al.

(75) Inventor: **Thomas Sturm**, Lyons (FR)

**OTHER PUBLICATIONS**

(73) Assignee: **Hospal International Marketing Management**, Lyon Cedex (FR)

Gambro Svenska Försäljnings AB, "MedRec Version 3" Aug. 1999.

(\*\*) Term: **14 Years**

Gambro Renal Products, "Clinic Automation, Reducing Paperwork in Renal Care" Jul. 2000.

(21) Appl. No.: **29/137,501**

Gambro Lundia AB, AK 95 Brochure "Simplicity by Gambro" Sep. 1996.

(22) Filed: **Feb. 20, 2001**

Gambro Lundia AB, AK 95 Brochure, "AK 95 Simplicity" Jun. 2000, (Machine in use prior Nov. 21, 1999).

(51) **LOC (7) Cl.** ..... **14-02**

(52) **U.S. Cl.** ..... **D14/489**

(58) **Field of Search** ..... D14/485-95; D18/24-33; D19/6; D20/11; D21/324-33; 345/700-726, 762-866

Gambro Lundia AB, AK 2000 Brochure, "AK 2000 Reliability" Jun. 2000.

\* cited by examiner

(56) **References Cited**

*Primary Examiner*—M. H. Tung

(74) *Attorney, Agent, or Firm*—Edna M. O'Connor

**U.S. PATENT DOCUMENTS**

- 5,326,476 A 7/1994 Grogan et al.
- 5,609,770 A 3/1997 Zimmerman et al.
- D386,485 S \* 11/1997 Thomas
- D389,133 S 1/1998 Wimmer et al.
- D396,456 S 7/1998 Bier
- D407,698 S \* 4/1999 Alexiev
- D418,121 S \* 12/1999 Hartford et al.
- D418,498 S 1/2000 Leonard
- 6,200,287 B1 3/2001 Keller et al.
- D441,764 S \* 5/2001 Minagawa et al.
- D446,860 S 8/2001 Mezière et al. .... D24/169

(57) **CLAIM**

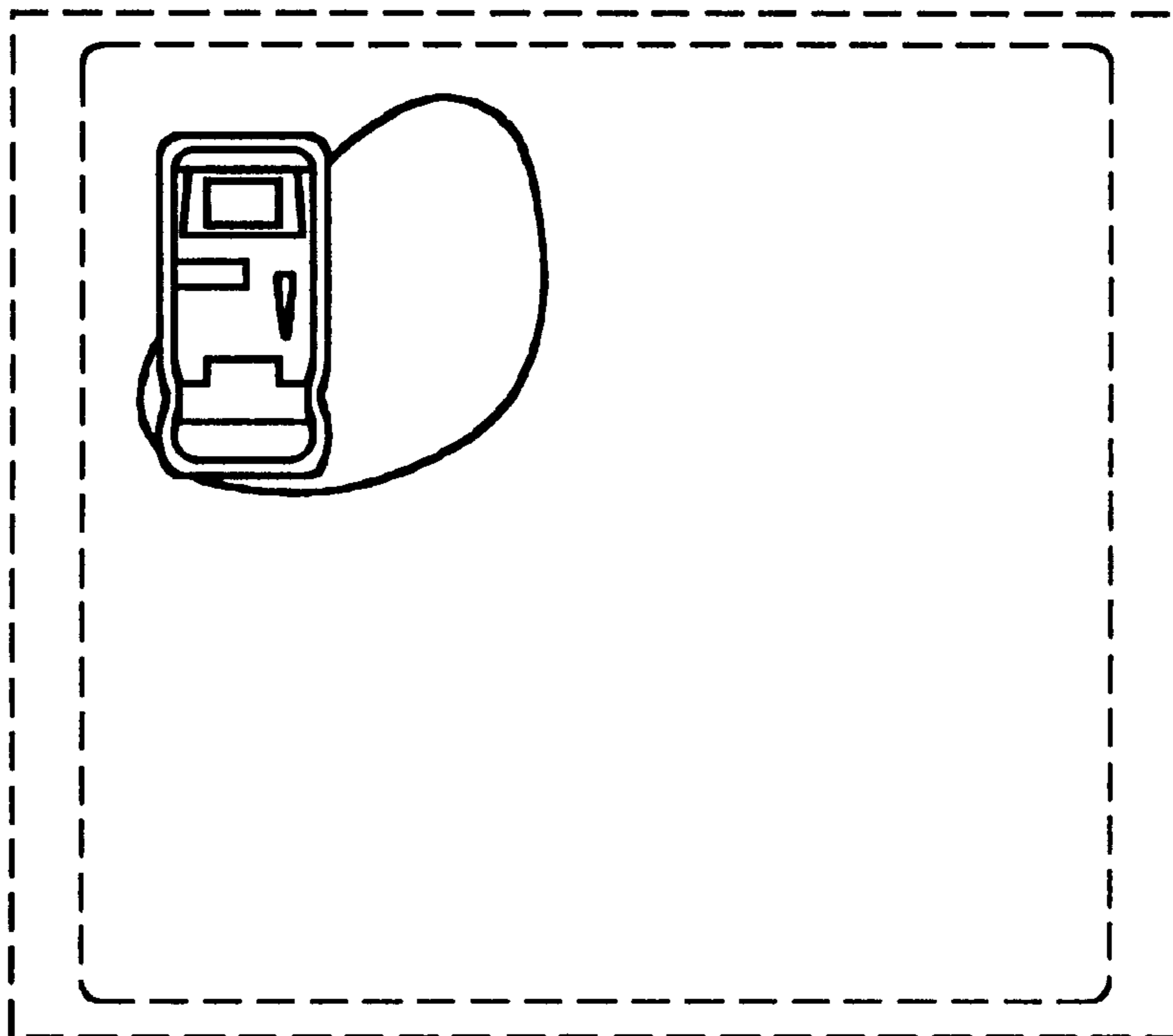
The ornamental design icon for a display panel on a medical apparatus, substantially as shown and described.


**DESCRIPTION**

FIG. 1 is a front view of an icon for a display panel on a medical apparatus, the broken line drawing of a display panel is for illustrative purposes only and forms no part of the claimed design; and,

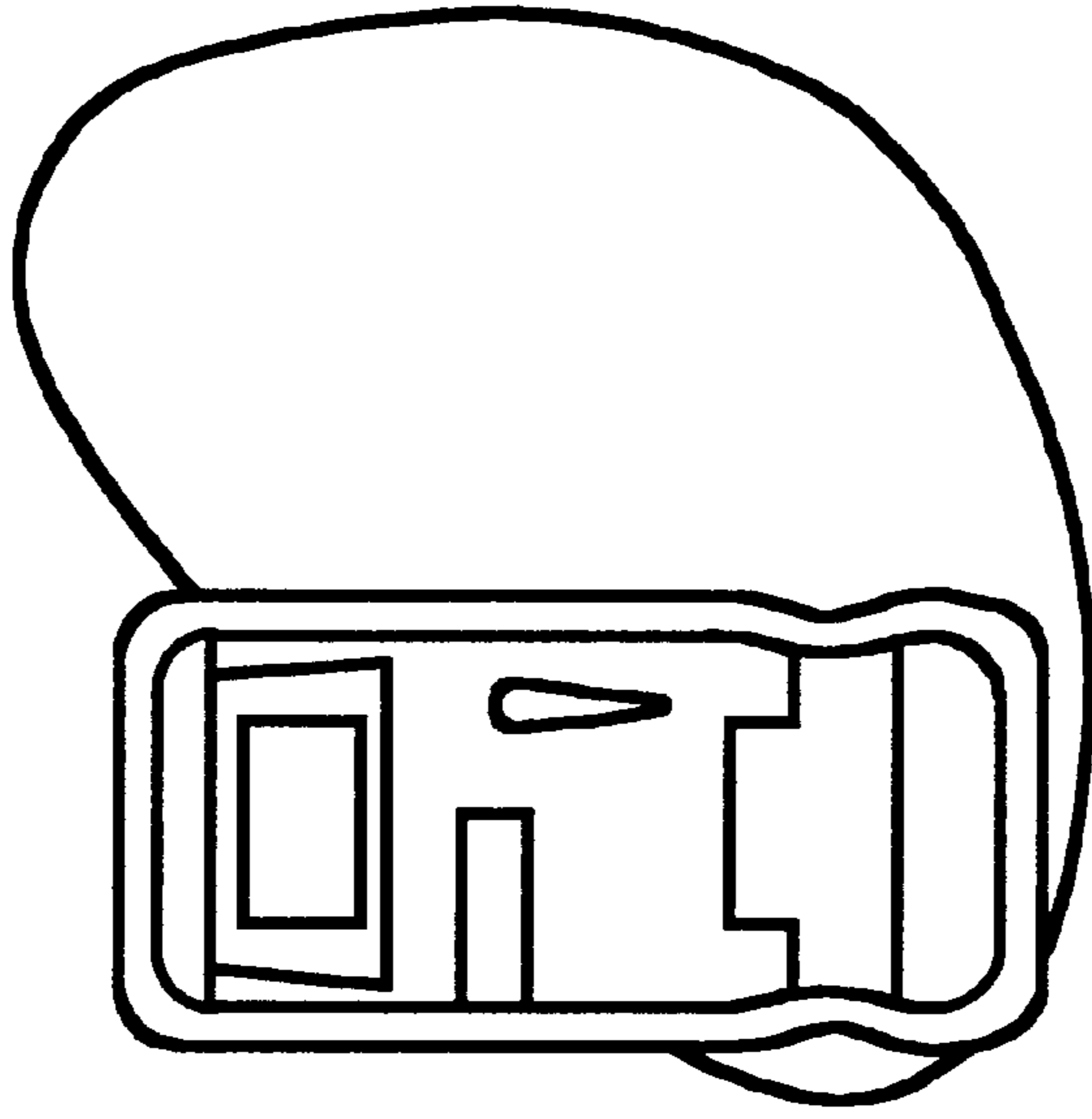
FIG. 2 is a front view thereof, on an enlarged scale, the display object is shown separately for clarity of illustration.

**1 Claim, 1 Drawing Sheet**





*Figure 1*



*Figure 2*