



US00D462355S

(12) **United States Design Patent**
König

(10) **Patent No.:** **US D462,355 S**

(45) **Date of Patent:** **** Sep. 3, 2002**

(54) **COMPUTER MOUSE**

(76) Inventor: **Andreas König**, Nettelhof 3, 22609
Hamburg (DE)

(**) Term: **14 Years**

(21) Appl. No.: **29/136,234**

(22) Filed: **May 15, 2001**

(51) **LOC (7) Cl.** **14-02**

(52) **U.S. Cl.** **D14/403**

(58) **Field of Search** D14/402-410,
D14/417, 432; 200/5 R, 5 A, 6 R, 6 A,
302.1, 512-517; 273/148 B; 345/156-167;
74/471 XY; 463/36, 37, 38; D27/100, 101,
172, 183, 186

(56) **References Cited**

U.S. PATENT DOCUMENTS

D437,587 S	*	2/2001	Kellan	D14/403
D440,569 S	*	4/2001	Chang et al.	D14/403
D441,364 S	*	5/2001	Lawhon	D14/403
D442,593 S	*	5/2001	Vaghefi et al.	D14/403
D453,759 S	*	2/2002	Goosen	D14/403

* cited by examiner

Primary Examiner—Kay H. Chin

(57) **CLAIM**

The ornamental design for a computer mouse, as shown and described.

DESCRIPTION

FIG. 1 is a rear view of the computer mouse showing my new design;

FIG. 2 is a front view thereof;

FIG. 3 is a left side view thereof;

FIG. 4 is a right side view thereof;


FIG. 5 is a top view thereof;

FIG. 6 is a bottom view thereof; and,

FIG. 7 is a perspective view thereof.

The computer mouse is used with or without a cable between the computer and the computer mouse. The computer mouse as shown in the drawings is producible with or without invisible-, or slightly visible push-buttons and/or scroll-wheels. In the manufacturing process every technical configuration can be applied for the computer mouse. The shape can have every ornament and/or print on every side.

1 Claim, 7 Drawing Sheets






FIG. 1




FIG.2

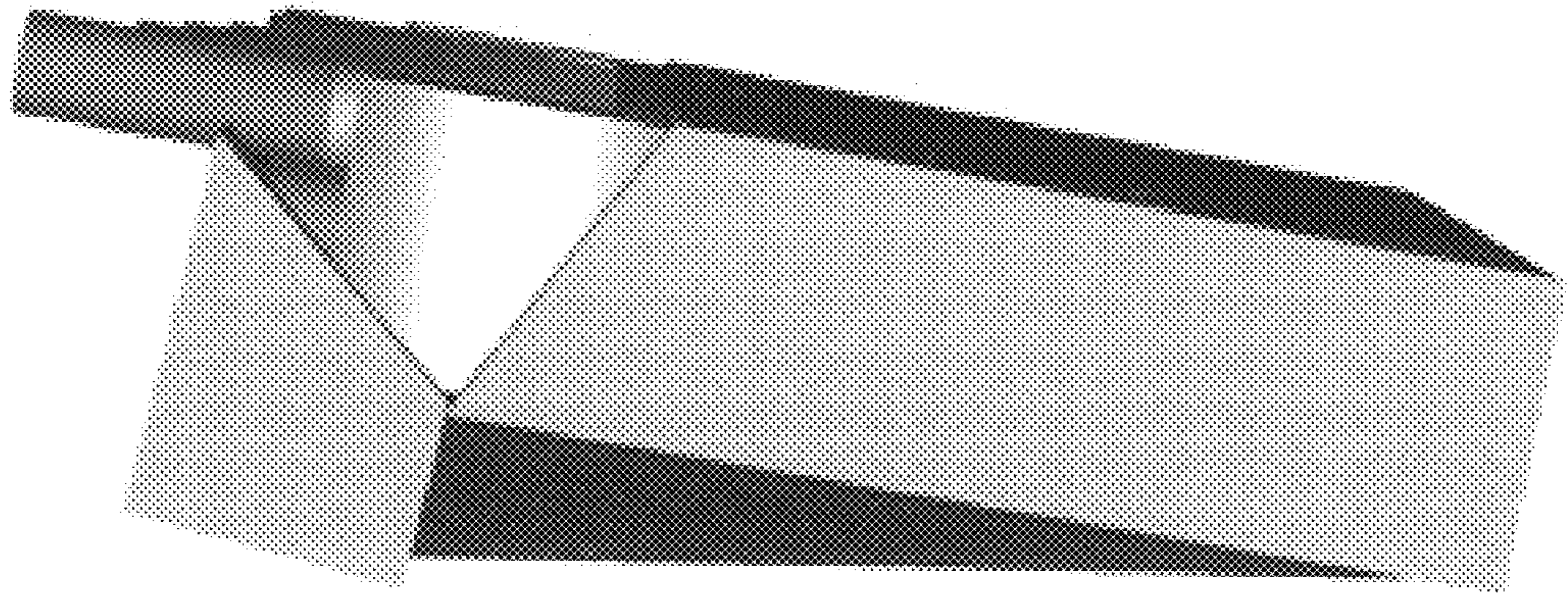


FIG.3

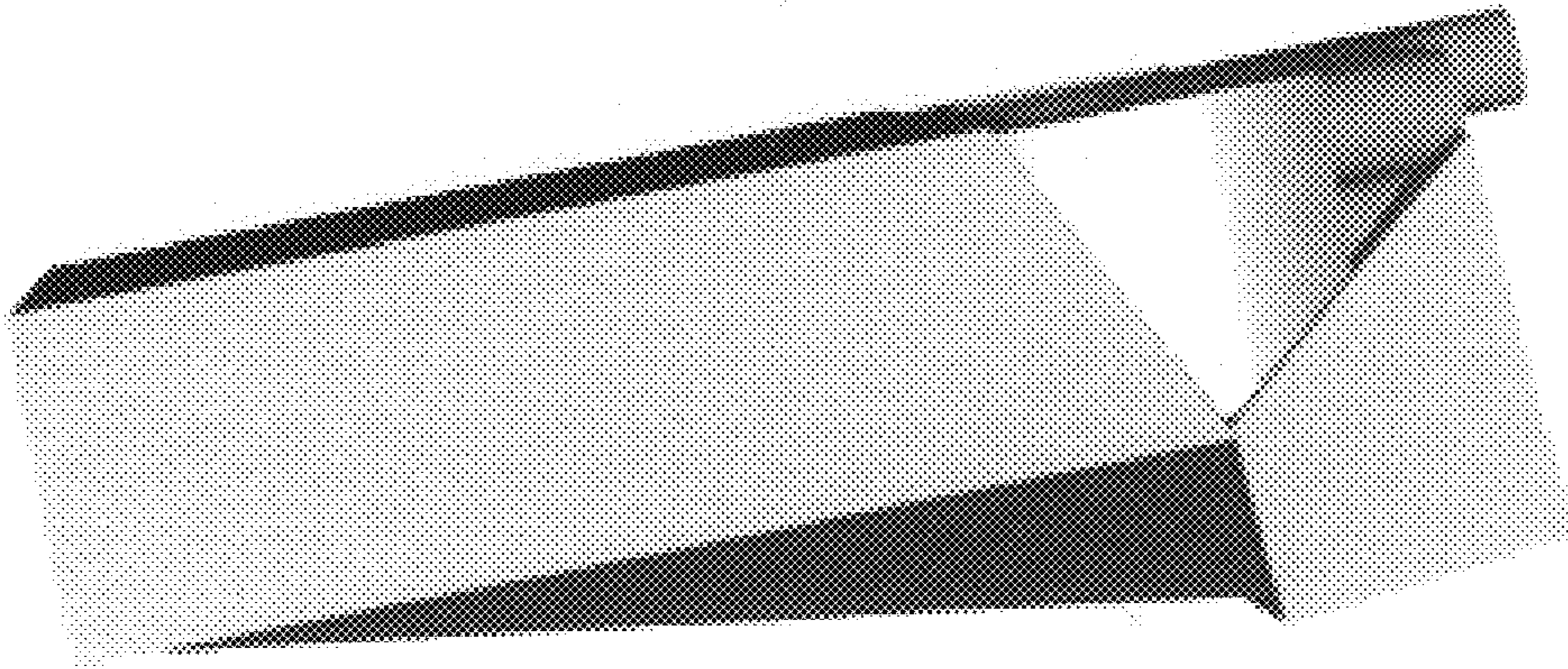


FIG.4




FIG.5




FIG.6




FIG.7