



US00D462343S

(12) **United States Design Patent**
Wang et al.

(10) **Patent No.:** **US D462,343 S**

(45) **Date of Patent:** **** Sep. 3, 2002**

(54) **KARAOKE MACHINE MICROPHONE**

(75) Inventors: **Lingtao Wang**, Palo Alto; **Dion Dangzalan**, Sunnyvale, both of CA (US); **Sally Yu**; **Allen Yang**, both of Taipei (TW)

(73) Assignee: **Tao Music, Inc.**, Redwood City, CA (US)

(**) Term: **14 Years**

(21) Appl. No.: **29/142,336**

(22) Filed: **May 22, 2001**

(51) **LOC (7) Cl.** **14-01**

(52) **U.S. Cl.** **D14/228; D14/225**

(58) **Field of Search** D14/225, 226, D14/227, 228, 229; 181/158, 242; 381/157, 158, 181, 355, 356, 357, 358, 359, 360, 369; D21/513

(56) **References Cited**

U.S. PATENT DOCUMENTS

D213,567 S * 3/1969 Kahn D14/228
D239,722 S * 4/1976 Schmidt D14/228
D250,137 S * 10/1978 Dorfman D21/513

D253,468 S * 11/1979 Peterson D14/228
4,694,499 A * 9/1987 Bartlett 381/357
D310,368 S * 9/1990 Derhaag et al. D14/228
D317,472 S * 6/1991 Sasaki et al. D21/513
D334,936 S * 4/1993 Maldonado D14/225
D446,205 S * 8/2001 Ming-Cheng D14/228

* cited by examiner

Primary Examiner—Paula A. Mortimer

(74) *Attorney, Agent, or Firm*—Gray Cary Ware & Freidenrich LLP

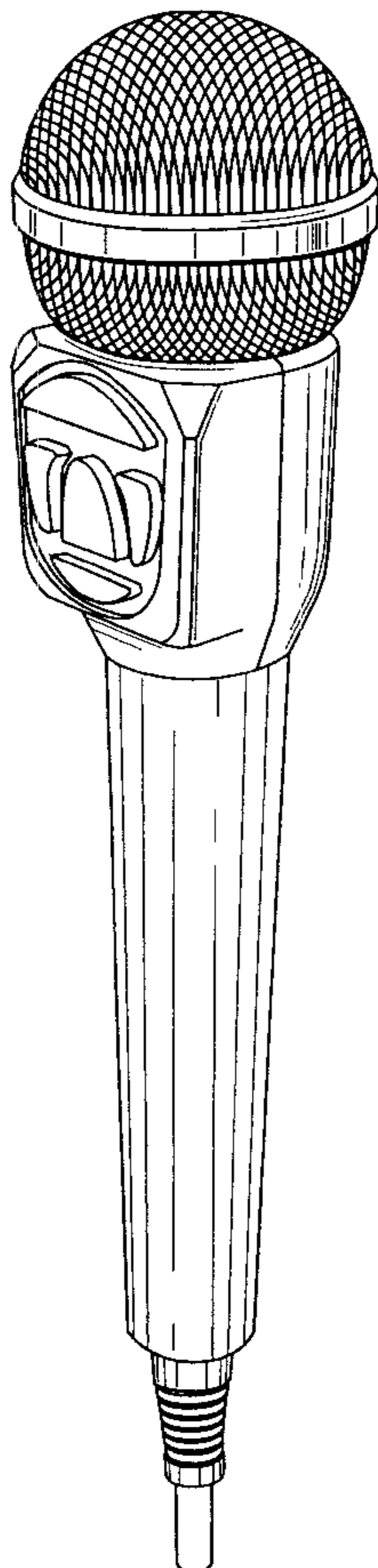
(57) **CLAIM**

The ornamental design for a karaoke machine microphone, as shown and described.

DESCRIPTION

FIG. 1 is a front view of a karaoke machine microphone showing our new design;
FIG. 2 is a rear view thereof;
FIG. 3 is a side view thereof, the opposite side being a mirror image of this view;
FIG. 4 is a top view thereof;
FIG. 5 is a bottom thereof; and,
FIG. 6 is a perspective view thereof.

1 Claim, 6 Drawing Sheets



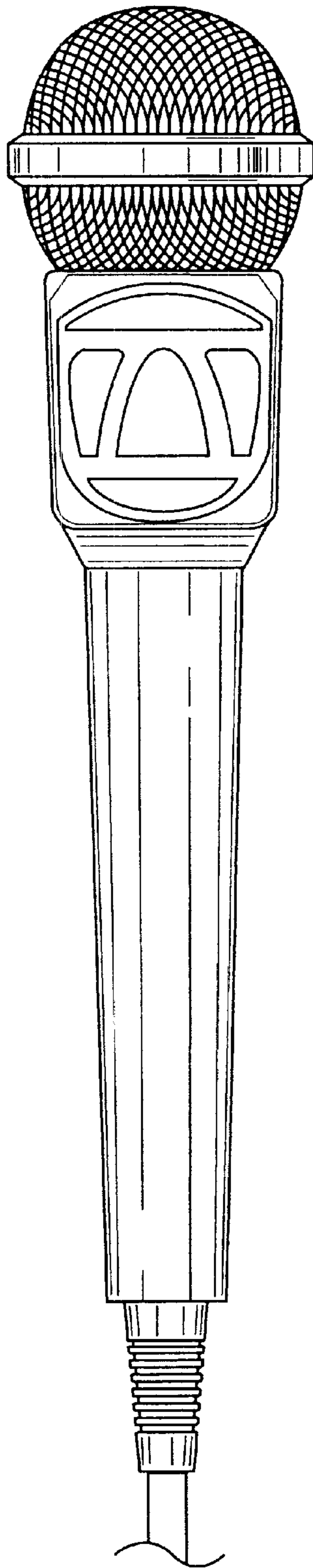


Figure 1

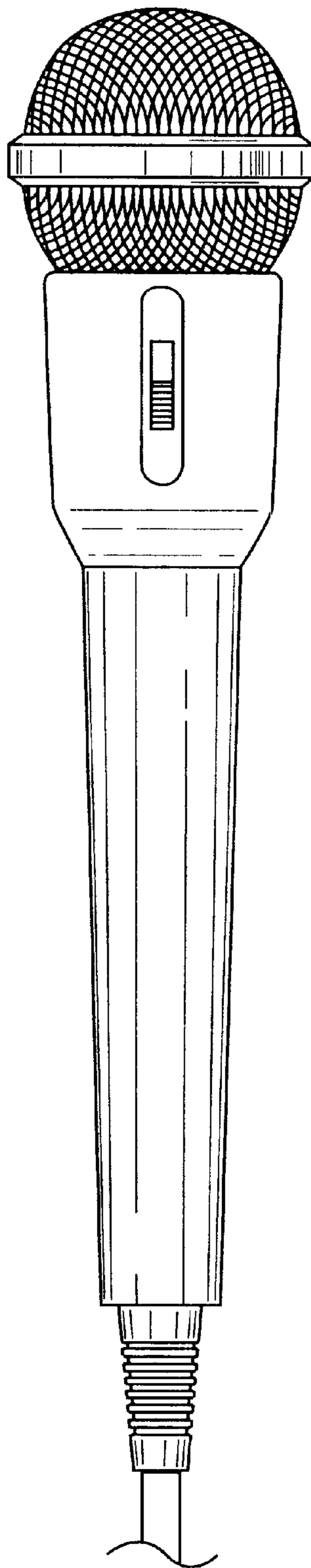


Figure 2

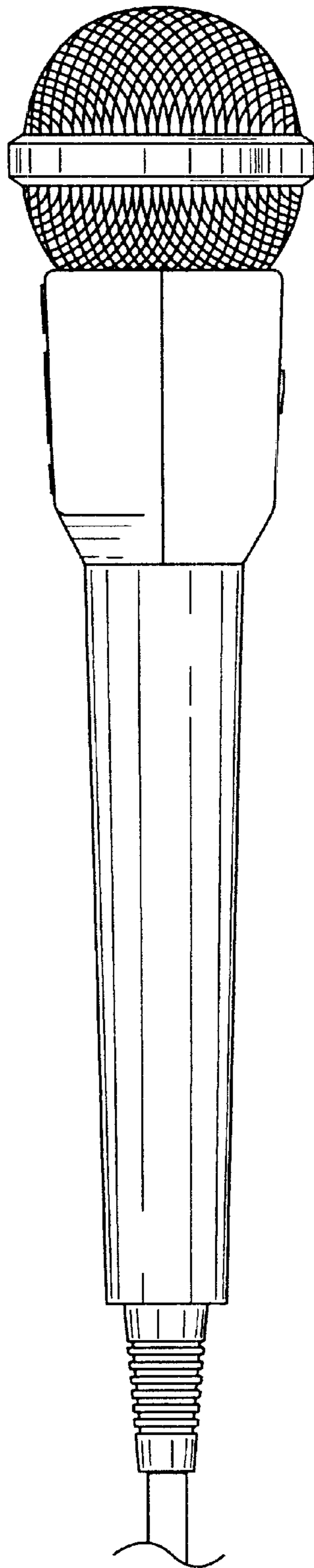


Figure 3

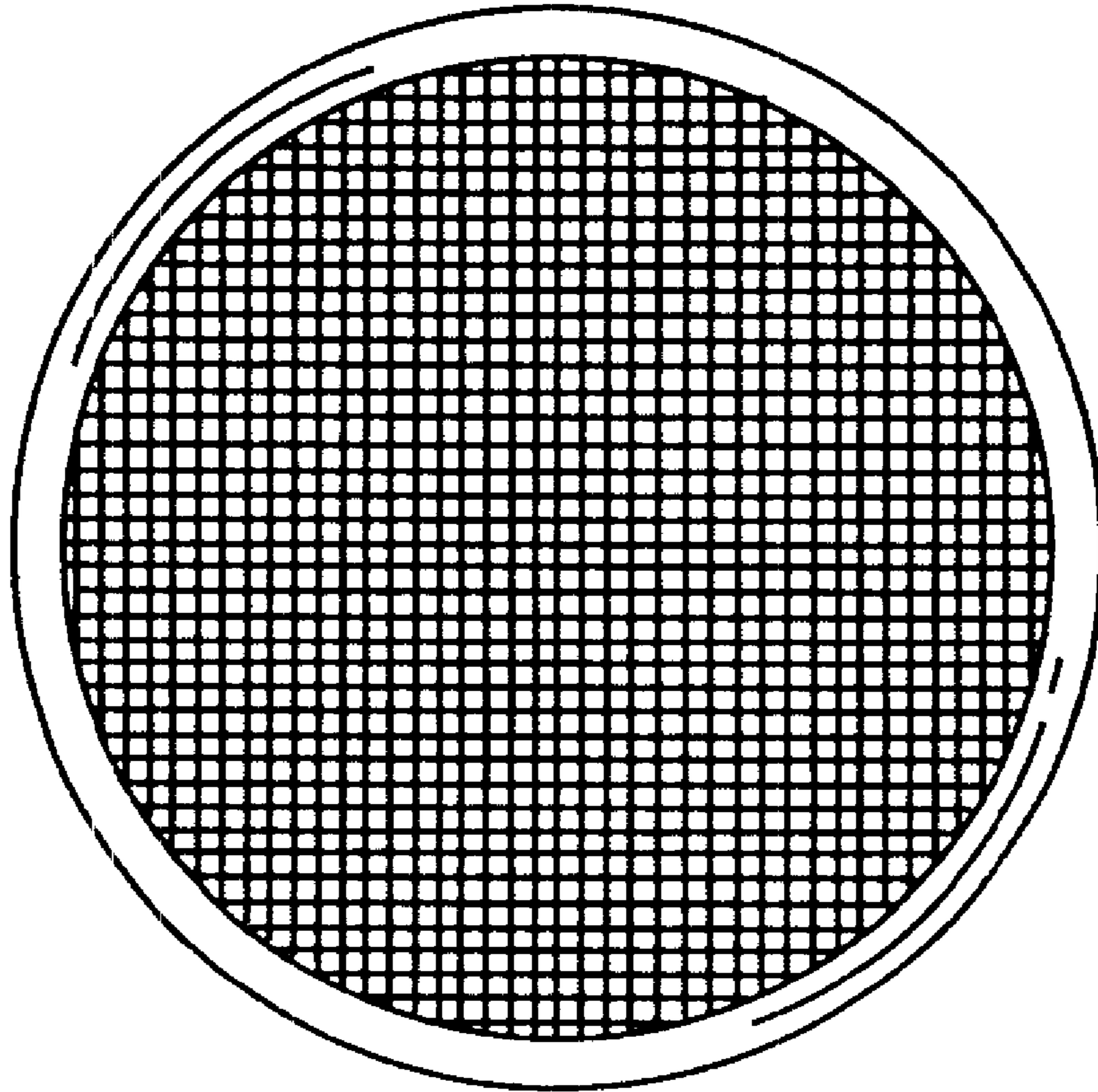


Figure 4

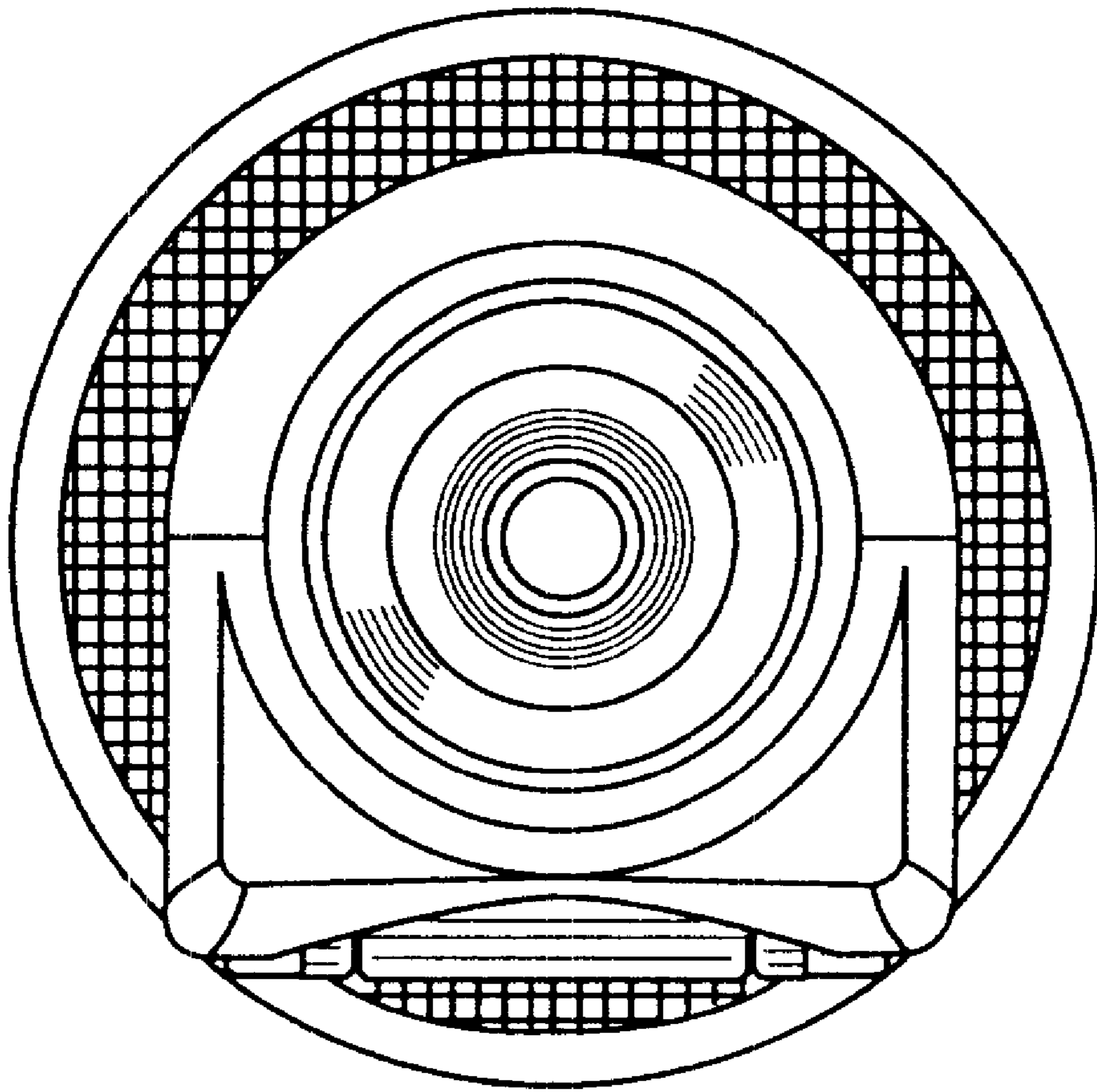


Figure 5




Figure 6