



US00D462335S

(12) **United States Design Patent**  
**Serbinski et al.**

(10) **Patent No.:** **US D462,335 S**

(45) **Date of Patent:** **\*\* Sep. 3, 2002**

(54) **TV WITH PLAYER**

(75) Inventors: **Andrew Serbinski**, Annandale, NJ  
(US); **Mirzat Koc**, Brooklyn, NY (US)

(73) Assignee: **Matsushita-Kotobuki Electronics Industries, Ltd.**, Ehime (JP)

(\*\*) Term: **14 Years**

(21) Appl. No.: **29/141,254**

(22) Filed: **May 2, 2001**

(51) **LOC (7) Cl.** ..... **14-03**

(52) **U.S. Cl.** ..... **D14/129**

(58) **Field of Search** ..... D14/125-136,  
D14/239, 371, 337; 312/7.2; 348/825, 836,  
838

(56) **References Cited**

**U.S. PATENT DOCUMENTS**

- D368,471 S \* 4/1996 Kitagawa ..... D14/129
- D377,013 S \* 12/1996 Mori ..... D14/129
- D383,444 S \* 9/1997 Han ..... D14/337
- D416,552 S \* 11/1999 Takemoto ..... D14/129

- D425,502 S \* 5/2000 Renk ..... D14/126
- D445,768 S \* 7/2001 Goto ..... D14/129
- D445,769 S \* 7/2001 Takemoto ..... D14/129

\* cited by examiner

*Primary Examiner*—Raphael Barkai

(74) *Attorney, Agent, or Firm*—Amster, Rothstein & Ebenstein

(57) **CLAIM**

The ornamental design for a TV with player, as shown and described.

**DESCRIPTION**

FIG. 1 is a front elevational view of a first embodiment of a TV with player showing our new design;  
 FIG. 2 is a side elevational view thereof, the other side being a mirror image thereof;  
 FIG. 3 is a top plan view thereof;  
 FIG. 4 is a back elevational plan view thereof;  
 FIG. 5 is a bottom plan view thereof; and,  
 FIG. 6 is a front elevational view of a second embodiment thereof, all other views of the second embodiment being identical to the corresponding views of the first embodiment.

**1 Claim, 6 Drawing Sheets**

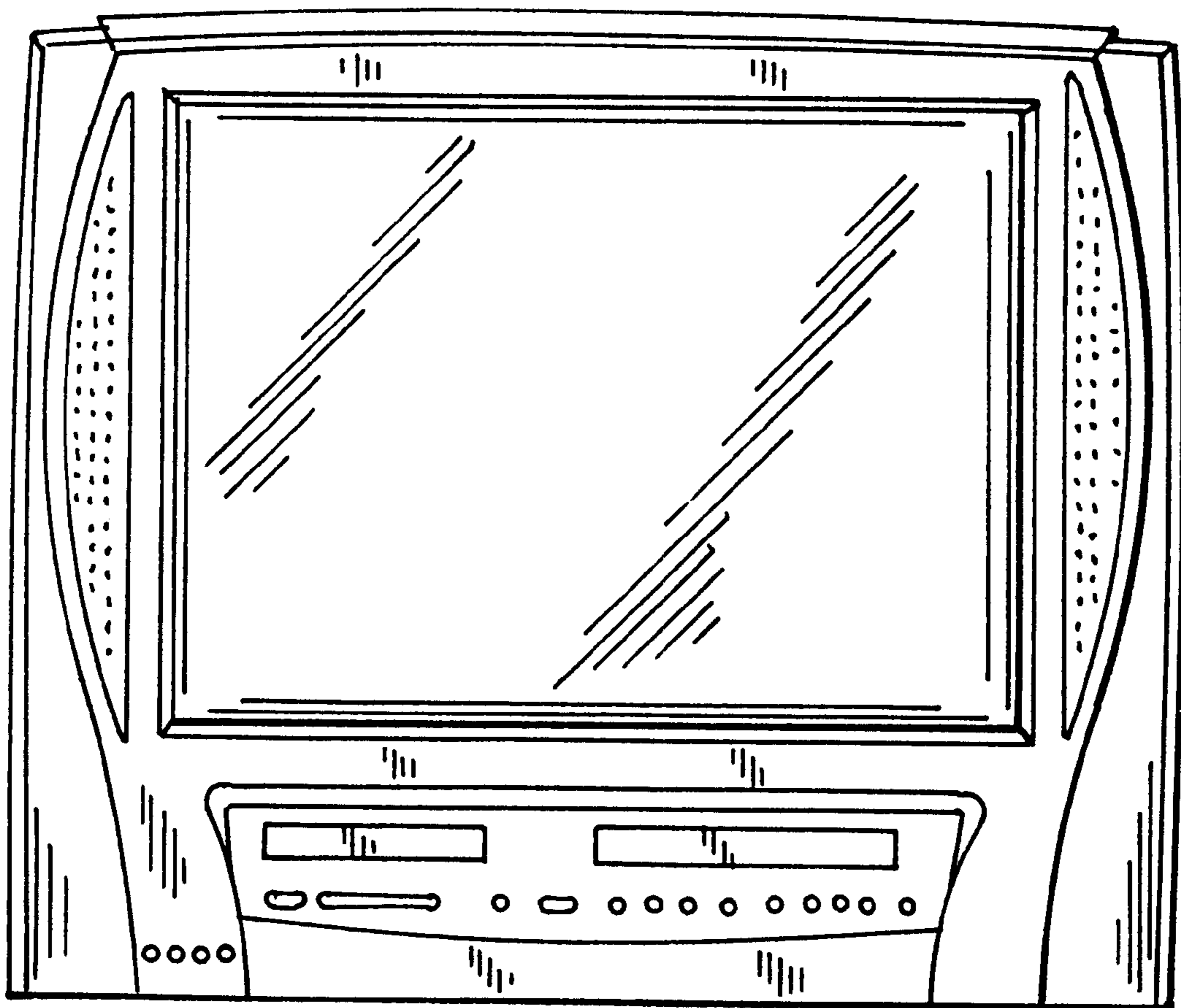
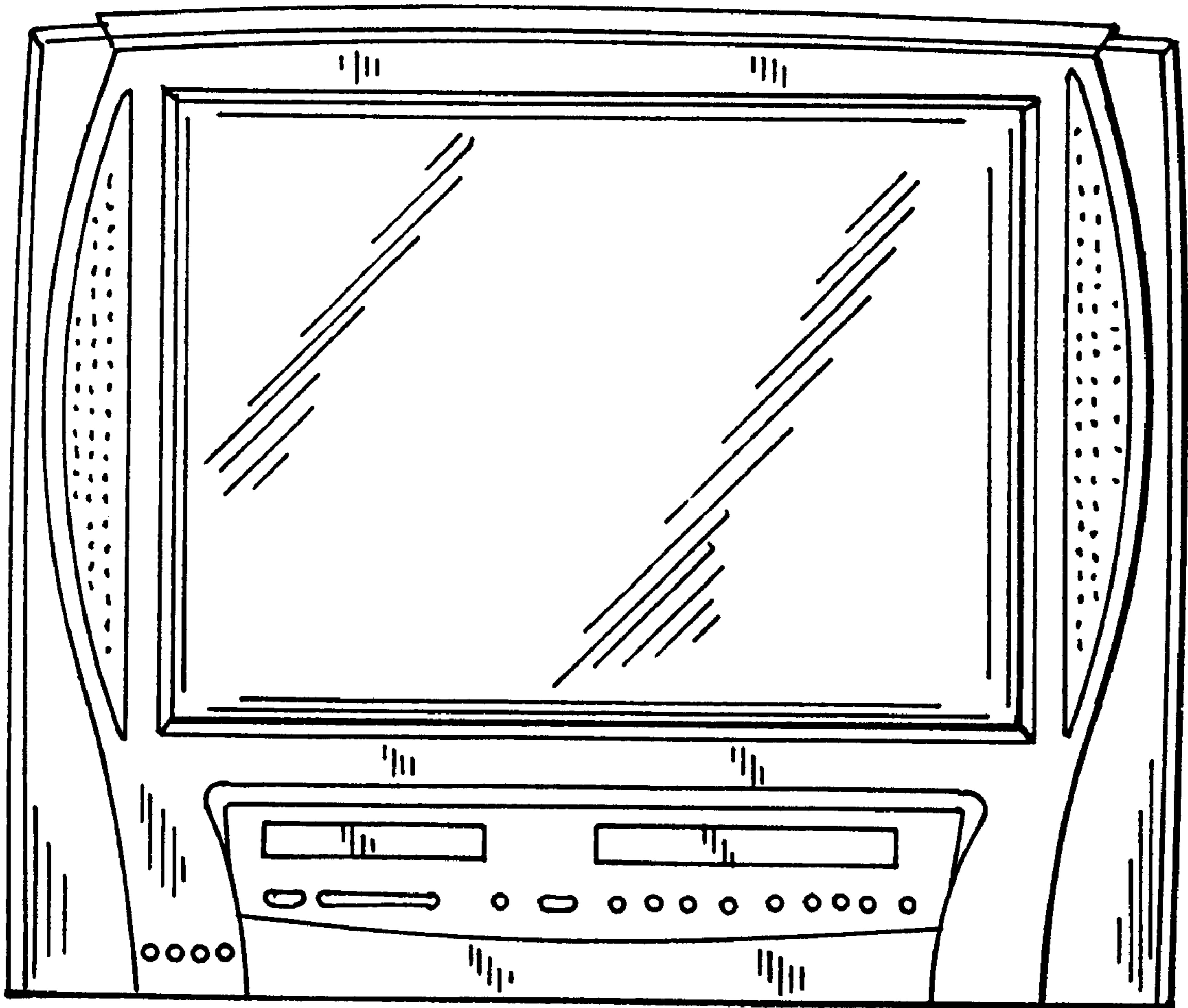


FIG. 1



# FIG. 2




FIG. 3

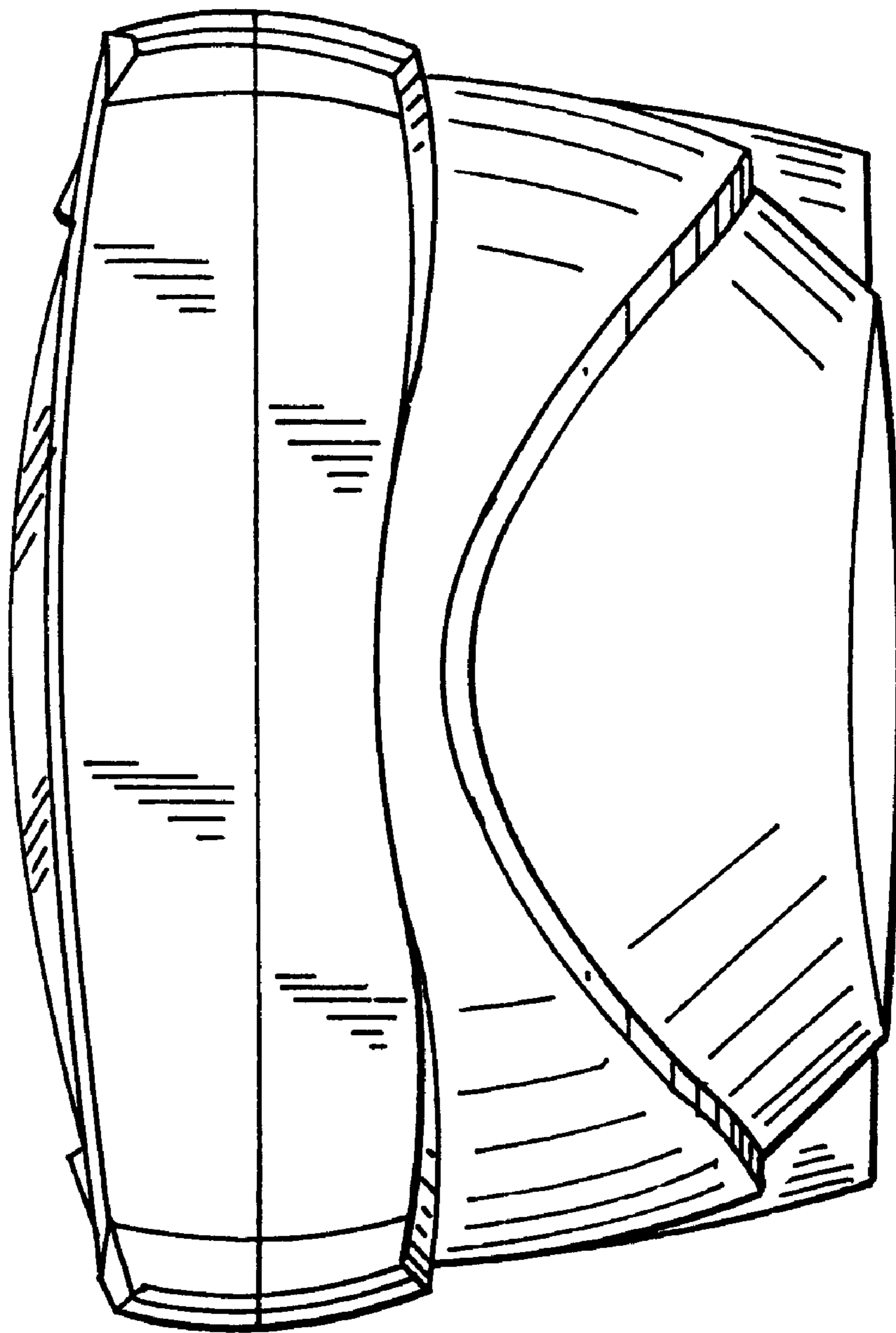



FIG. 4



# FIG. 5

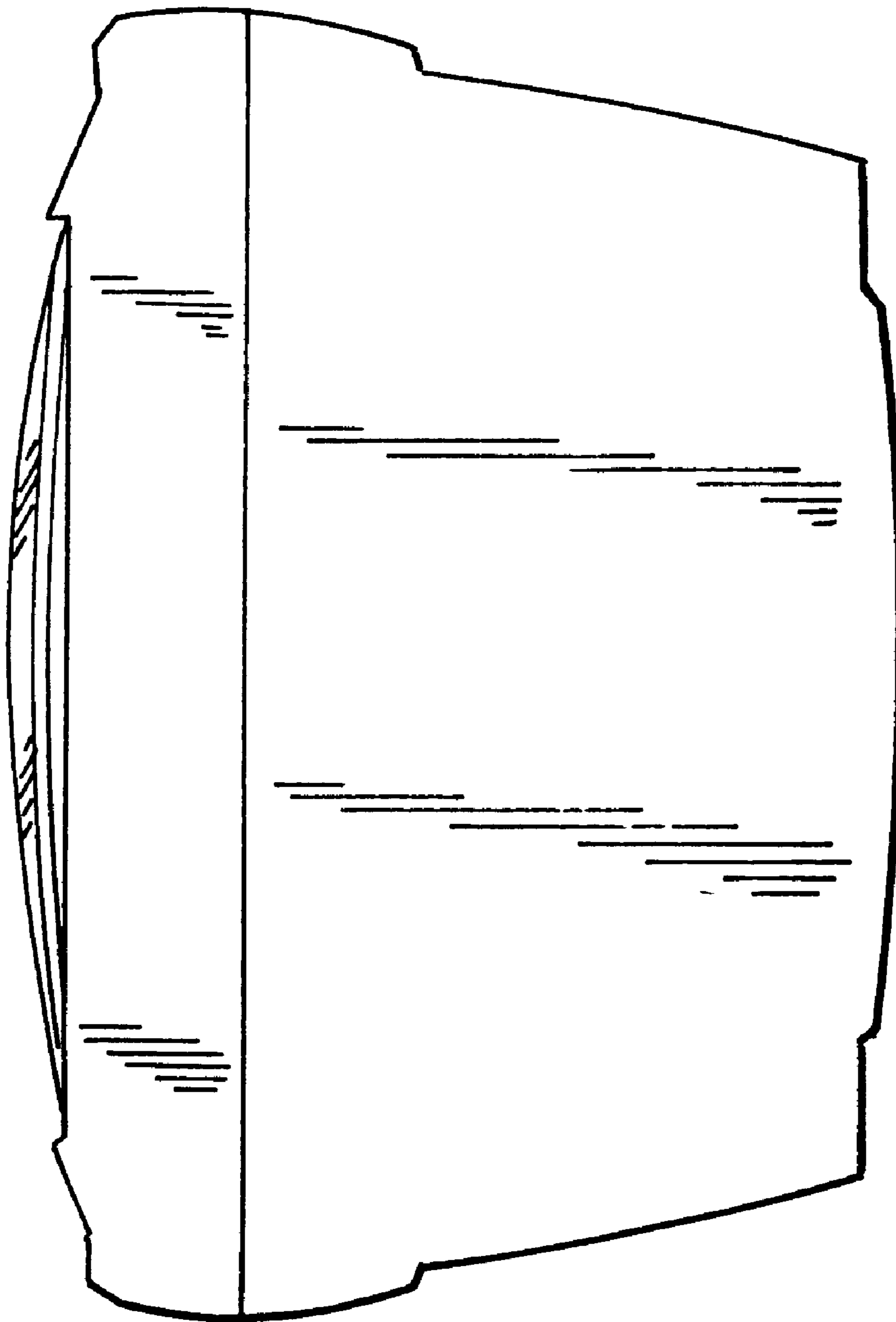




FIG. 6

