



US00D462319S

(12) **United States Design Patent**  
**Lee**

(10) **Patent No.:** **US D462,319 S**  
(45) **Date of Patent:** **\*\* Sep. 3, 2002**

(54) **BATTERY CHARGER**

(75) Inventor: **Kendrew Lee**, Fremont, CA (US)

(73) Assignee: **Monster Cable Products, Inc.**,  
Brisbane, CA (US)

(\*\*) Term: **14 Years**

(21) Appl. No.: **29/147,904**

(22) Filed: **Sep. 7, 2001**

(51) **LOC (7) Cl.** ..... **13-02**

(52) **U.S. Cl.** ..... **D13/107**

(58) **Field of Search** ..... D13/107, 108;  
320/107-115

(56) **References Cited**

**U.S. PATENT DOCUMENTS**

D331,220 S	*	11/1992	Tsuchiya	.....	D13/107
D348,427 S	*	7/1994	Ohmaki et al.	.....	D13/107
D442,544 S	*	5/2001	Ku	.....	D13/107
D443,856 S	*	6/2001	Lehtovaara	.....	D13/107

**FOREIGN PATENT DOCUMENTS**

WO 057220 \* 8/2001 ..... 13/2

**OTHER PUBLICATIONS**

Vanson Electronics Ltd V-2000 Battery Charger—www.asia.globalsources.com—Accessed Sunday, Oct. 21, 2001.\*  
Starcell Co Ltd PICH08 Charger—www.asia.globalsources.com—Accessed Sunday, Oct. 21, 2001.\*

Jeckson Electric Co Ltd 20-00061 Battery Charger—www.asia.globalsources.com—Accessed Sunday, Oct. 21, 2001.\*

Minwa Battery Charger—http://www.tdc.org.hk/prodmag/electron/c9709e.htm#5—Last Modified: Aug. 28, 1997 6:01:00 Local time.\*

\* cited by examiner

*Primary Examiner*—Joel Sincavage

(74) *Attorney, Agent, or Firm*—LaRiviere, Grubman & Payne, LLP

(57) **CLAIM**

The ornamental design for a battery charger, as shown and described.

**DESCRIPTION**

A portion of the disclosure of this design patent document contains material to which a claim of copyright protection is made. The copyright owner has no objection to the facsimile reproduction of the patent document or the patent disclosure as it appears in the U.S. Patent and Trademark office file or records, but reserves all copyright rights.

FIG. 1 is a perspective view of a battery charger, in accordance with the present invention.

FIG. 2 is a top view thereof.

FIG. 3 is a frontal view thereof.


FIG. 4 is an underside view thereof.

FIG. 5 is a side view thereof.

FIG. 6 is a corresponding side view thereof; and,

FIG. 7 is a rear view thereof.

**1 Claim, 3 Drawing Sheets**






Figure 1

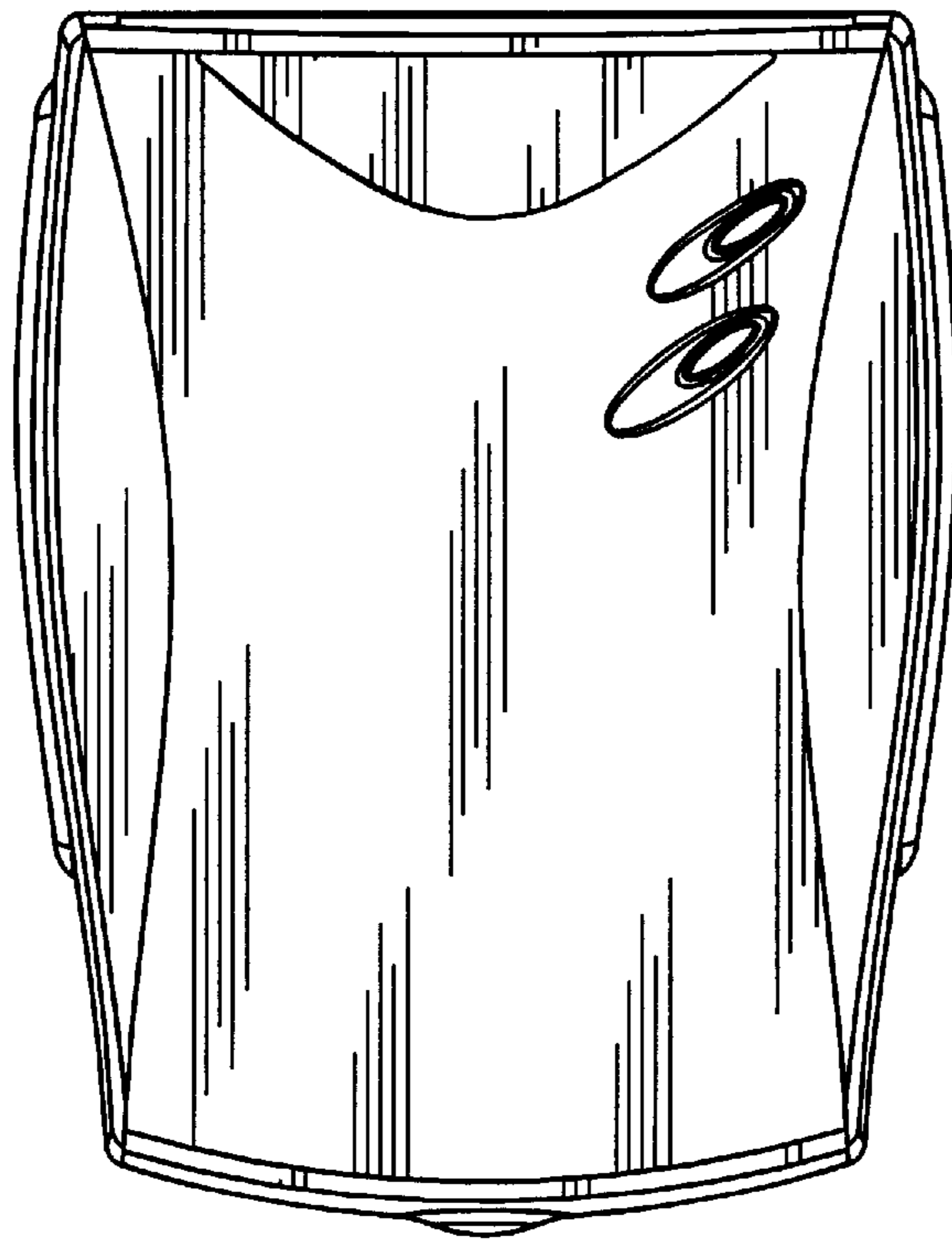


Figure 2

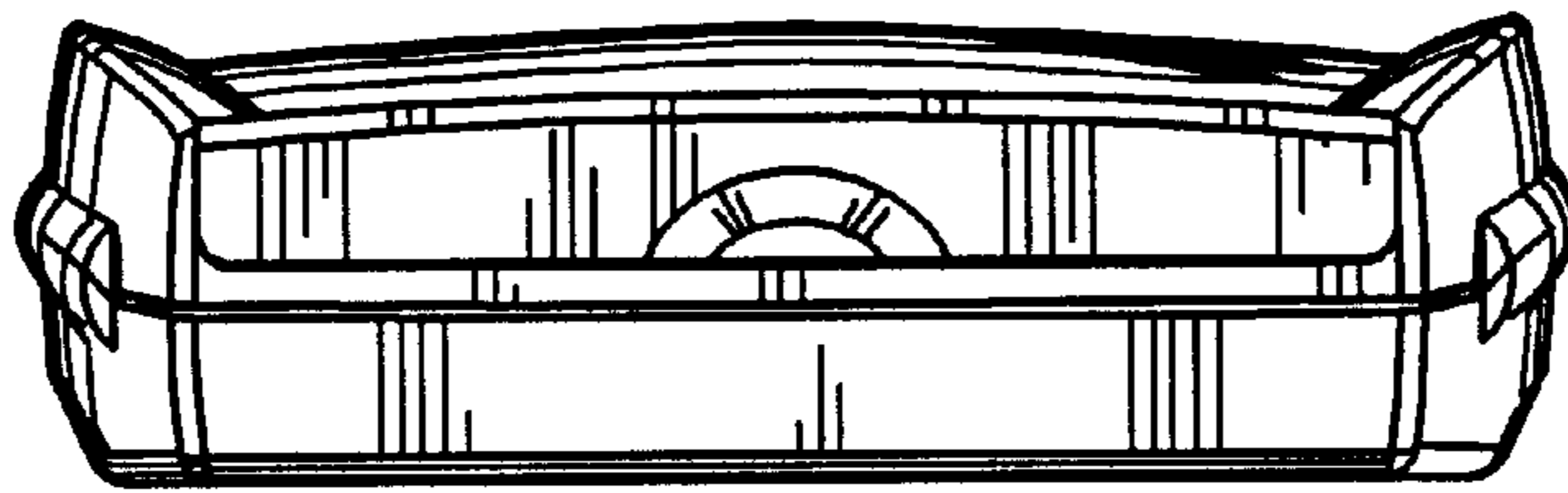


Figure 3

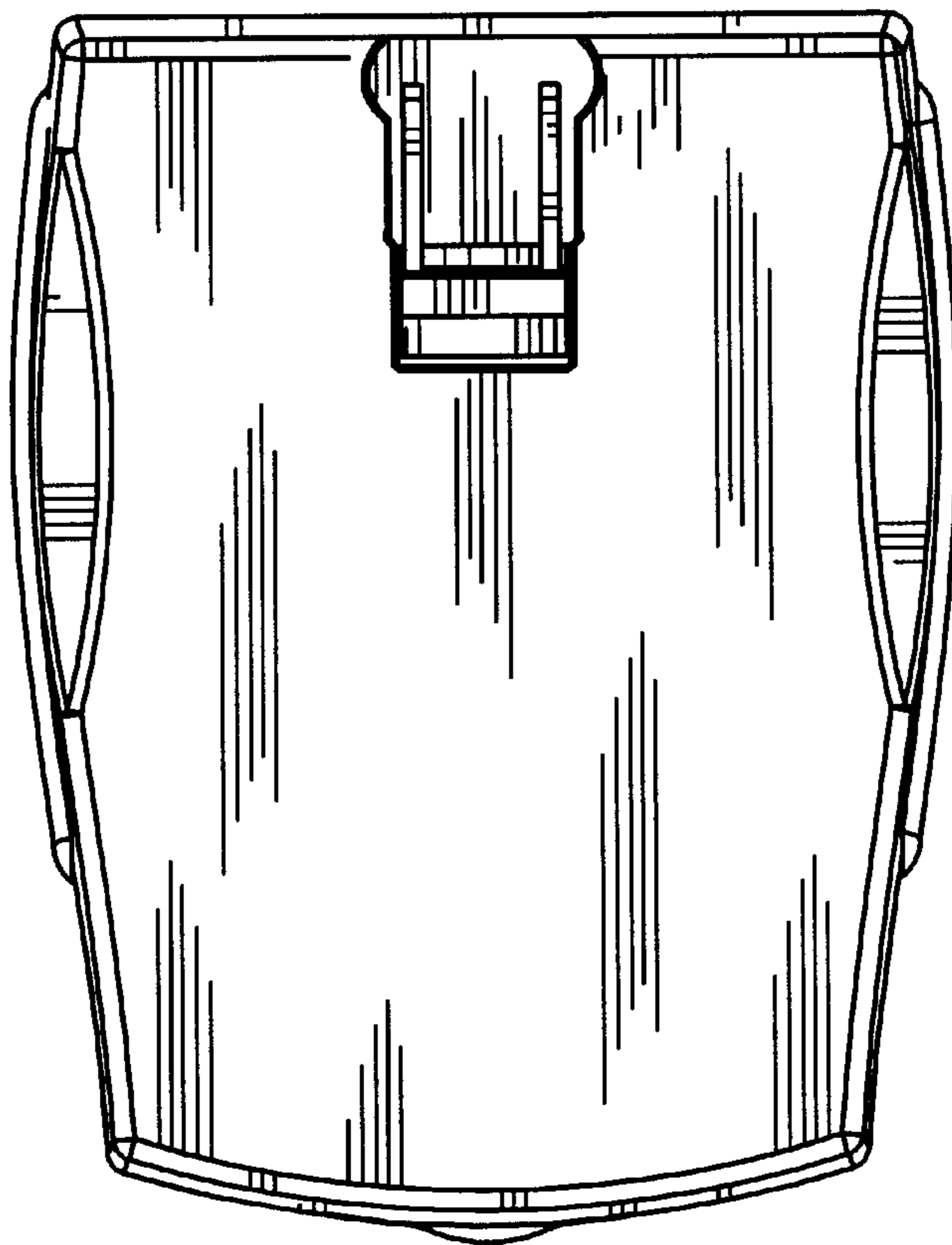


Figure 4

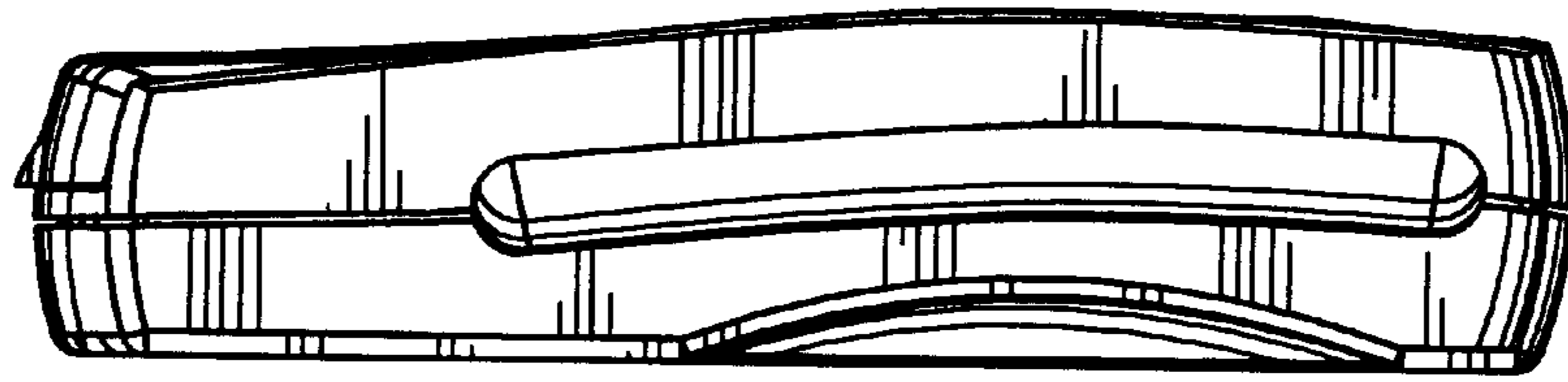


Figure 5

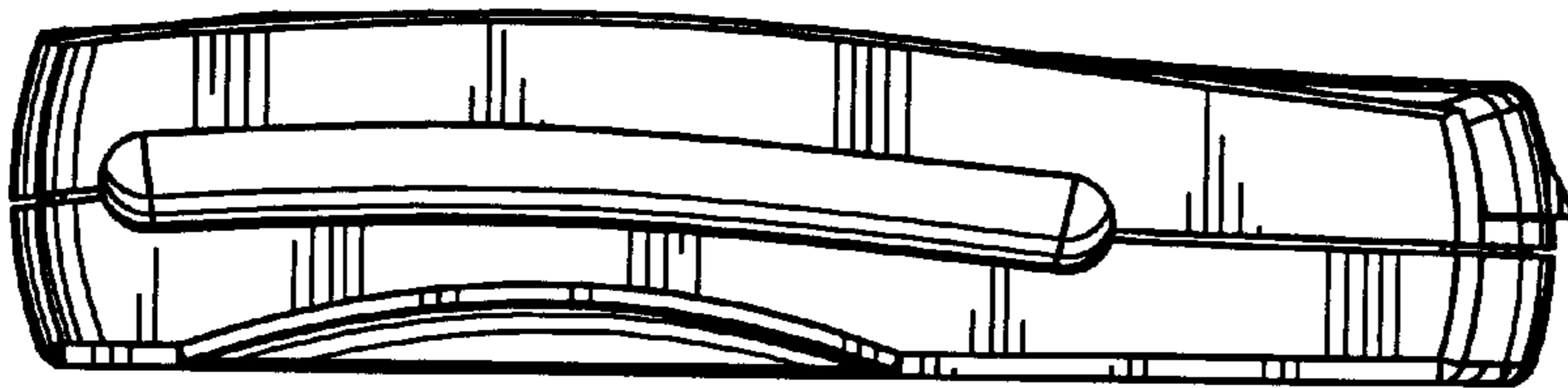


Figure 6

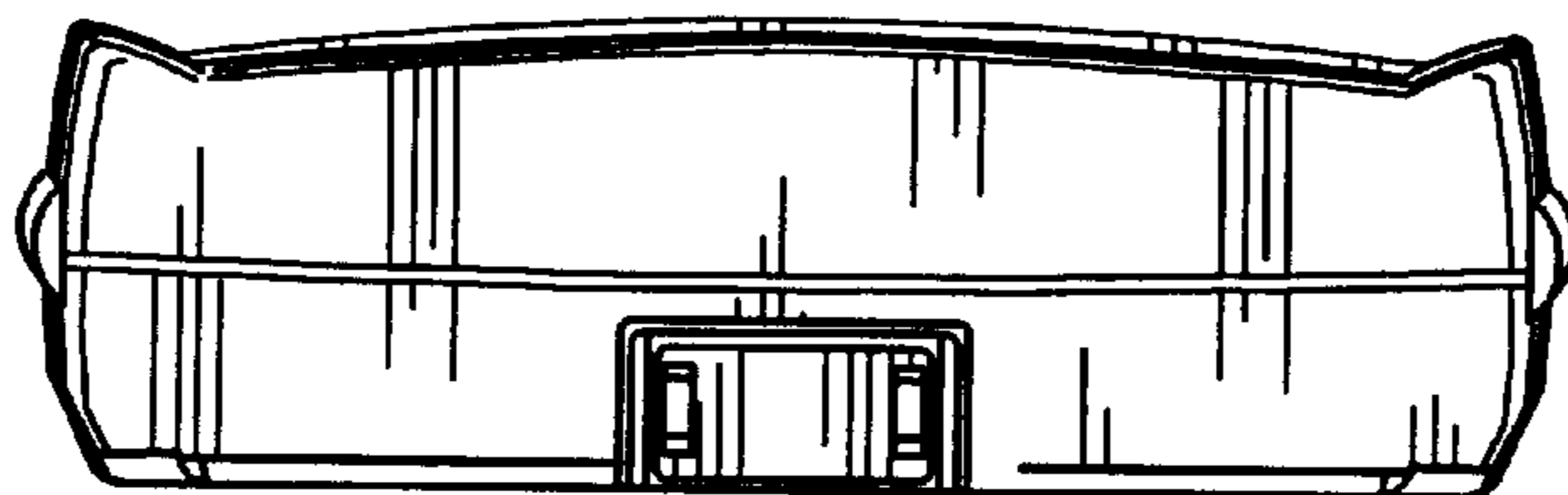


Figure 7

UNITED STATES PATENT AND TRADEMARK OFFICE  
**CERTIFICATE OF CORRECTION**

PATENT NO. : Des. 462,319 S  
DATED : September 3, 2002  
INVENTOR(S) : Kendrew Lee

Page 1 of 3

It is certified that error appears in the above-identified patent and that said Letters Patent is hereby corrected as shown below:

Title page,

Title page should be deleted and substitute therefore the attached Title page.

Drawings,

Delete Drawing Sheets 1-3, and substitute therefore Drawing Sheets, consisting of FIGS. 1-7, as shown on the attached pages.

Signed and Sealed this

Twenty-fifth Day of February, 2003

A handwritten signature in black ink, appearing to read "James E. Rogan", written over a horizontal line.

JAMES E. ROGAN  
*Director of the United States Patent and Trademark Office*

(12) **United States Design Patent** (10) **Patent No.:** **US D462,319 S**  
**Lee** (45) **Date of Patent:** **\*\* Sep. 3, 2002**

(54) **BATTERY CHARGER**

(75) **Inventor:** **Kendrew Lee, Fremont, CA (US)**

(73) **Assignee:** **Monster Cable Products, Inc.,  
 Brisbane, CA (US)**

(\*\*) **Term:** **14 Years**

(21) **Appl. No.:** **29/147,904**

(22) **Filed:** **Sep. 7, 2001**

(51) **LOC (7) Cl.** ..... **13-02**

(52) **U.S. Cl.** ..... **D13/107**

(58) **Field of Search** ..... **D13/107, 108;  
 320/107-115**

(56) **References Cited**

**U.S. PATENT DOCUMENTS**

- D331,220 S \* 11/1992 Tsuchiya ..... D13/107
- D348,427 S \* 7/1994 Ohmaki et al. .... D13/107
- D442,544 S \* 5/2001 Ku ..... D13/107
- D443,856 S \* 6/2001 Lehtovaara ..... D13/107

**FOREIGN PATENT DOCUMENTS**

WO 057220 \* 8/2001 ..... 13/2

**OTHER PUBLICATIONS**

Vanson Electronics Ltd V-2000 Battery Charger—www.asia.globalsources.com—Accessed Sunday, Oct. 21, 2001.\*  
 Starcell Co Ltd PICH08 Charger—www.asia.globalsources.com—Accessed Sunday, Oct. 21, 2001.\*

Jeckson Electric Co Ltd 20-00061 Battery Charger—www.asia.globalsources.com—Accessed Sunday, Oct. 21, 2001.\*

Minwa Battery Charger—http://www.tdc.org.hk/prodmag/electron/c9709e.htm#5—Last Modified: Aug. 28, 1997 6:01:00 Local time.\*

\* cited by examiner

*Primary Examiner*—Joel Sincavage

(74) *Attorney, Agent, or Firm*—LaRiviere, Grubman & Payne, LLP

(57) **CLAIM**

The ornamental design for a battery charger, as shown and described.

**DESCRIPTION**

A portion of the disclosure of this design patent document contains material to which a claim of copyright protection is made. The copyright owner has no objection to the facsimile reproduction of the patent document or the patent disclosure as it appears in the U.S. Patent and Trademark office file or records, but reserves all copyright rights.

FIG. 1 is a perspective view of a battery charger, in accordance with the present invention.

FIG. 2 is a top view thereof.

FIG. 3 is a frontal view thereof.


FIG. 4 is an underside view thereof.

FIG. 5 is a side view thereof.


FIG. 6 is a corresponding side view thereof; and,

FIG. 7 is a rear view thereof.

**1 Claim, 3 Drawing Sheets**

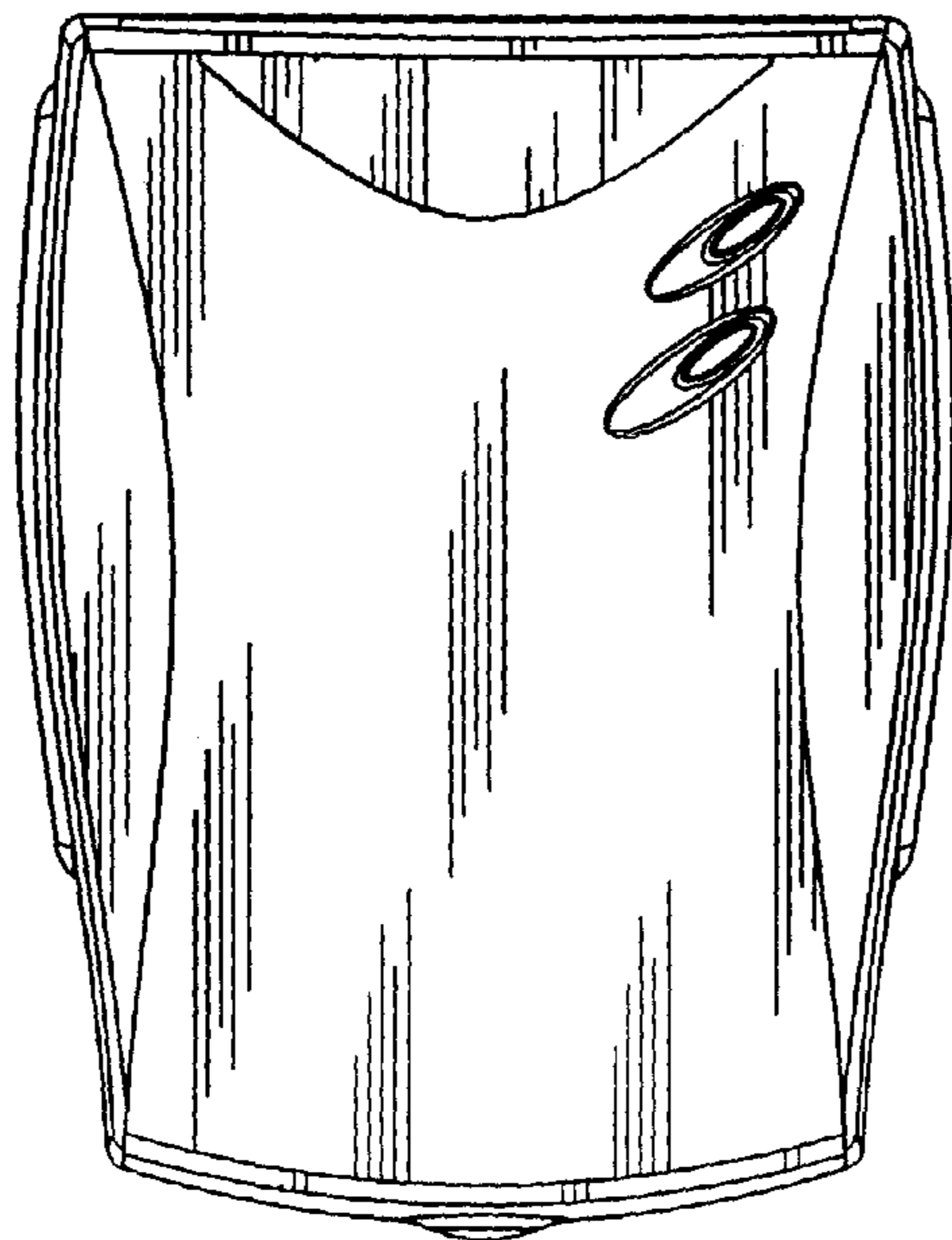


© 2001 MONSTER CABLE PRODUCTS, INC.



© 2001 MONSTER CABLE PRODUCTS, INC.

Figure 1



© 2001 MONSTER CABLE PRODUCTS, INC.

Figure 2