



US00D462310S

(12) **United States Design Patent** (10) **Patent No.:** **US D462,310 S**
Kanczuzewski et al. (45) **Date of Patent:** **** Sep. 3, 2002**

(54) **CARGO RESTRAINT STRAP** 5,219,251 A 6/1993 Kanczuzewski 410/127
5,326,204 A 7/1994 Carlson et al. 410/143
(75) Inventors: **Thomas E. Kanczuzewski**, South Bend; **Gary Zachrich**, Mishawaka; 5,370,482 A 12/1994 Long 410/153
John Doster, Granger, all of IN (US) 5,494,389 A 2/1996 Kanczuzewski 410/144
6,086,299 A 7/2000 Kanczuzewski 410/152

(73) Assignee: **Logistick, Inc.**, South Bend, IN (US)
(**) Term: **14 Years**

(21) Appl. No.: **29/141,274**
(22) Filed: **May 4, 2001**

(51) **LOC (7) Cl.** **12-06**
(52) **U.S. Cl.** **D12/223; D12/400**
(58) **Field of Search** **D12/223, 221,**
D12/400; 410/127, 143, 144, 152; 248/200.1,
205.3, 264

(56) **References Cited**

U.S. PATENT DOCUMENTS

2,468,101 A 4/1949 Nampa 105/369
D232,821 S * 9/1974 Fry D12/223
3,836,174 A 9/1974 Holman, Jr. 280/179 R
D248,228 S * 6/1978 Robertson D12/223
4,616,757 A 10/1986 Hobson 211/189
4,932,817 A 6/1990 Mattare 410/152

OTHER PUBLICATIONS

Logistick Disposable Cargo Strap Advertisement, 2000.

* cited by examiner

Primary Examiner—Melody N. Brown

(74) *Attorney, Agent, or Firm*—Barnes & Thornburg

(57) **CLAIM**

The ornamental design for a cargo restraint strap, as shown.

DESCRIPTION

FIG. 1 is a perspective view of the cargo restraint strap;
FIG. 2 is a front elevational view of the present invention;
FIG. 3 is a right side elevational view of the present
invention;
FIG. 4 is a rear elevational view of the present invention;
FIG. 5 is a left side elevational view of the present invention;
FIG. 6 is a top view of the present invention; and,
FIG. 7 is a bottom view of the present invention.

1 Claim, 2 Drawing Sheets




FIGURE 1




FIGURE 2

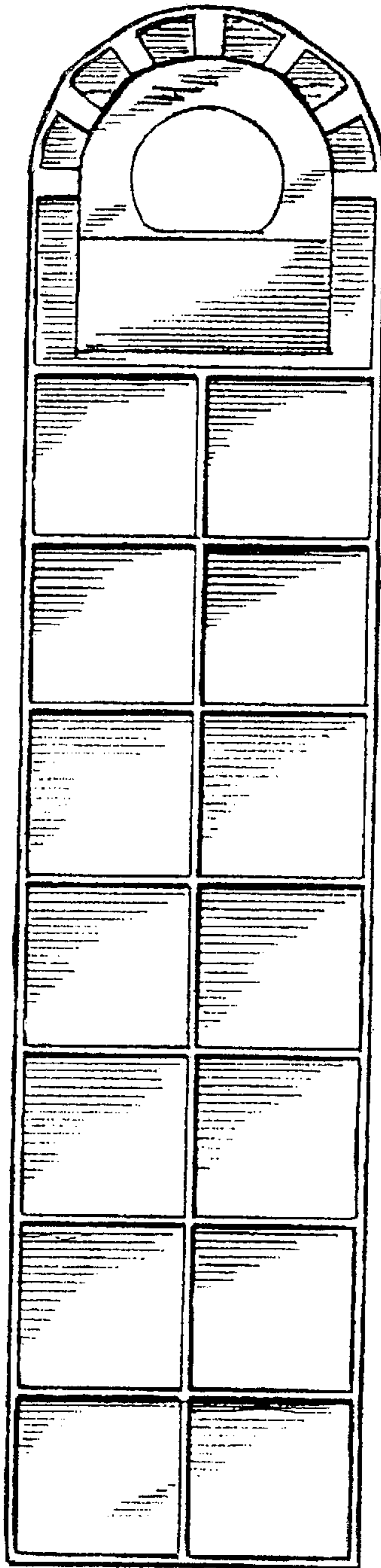


FIGURE 3



FIGURE 4




FIGURE 5



FIGURE 6

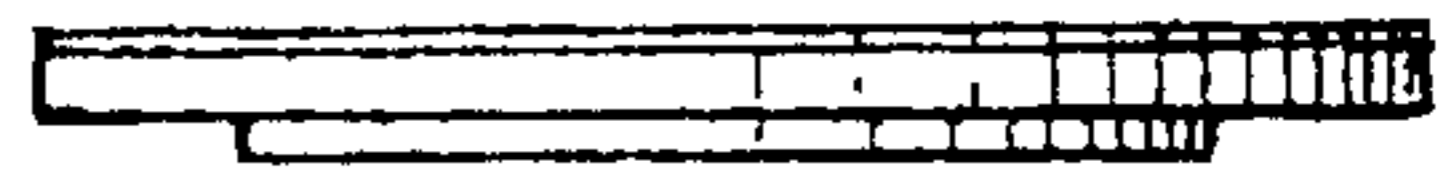


FIGURE 7

