



US00D462307S

(12) **United States Design Patent**
Nemazi et al.

(10) **Patent No.:** **US D462,307 S**

(45) **Date of Patent:** **** Sep. 3, 2002**

(54) **NOVELTY LICENSE PLATE**

(76) Inventors: **John E. Nemazi**, 4373 Stoneleigh,
Bloomfield Hills, MI (US) 48302;
Matthew R. Mowers, 1607 Brentwood,
Troy, MI (US) 48098

(**) Term: **14 Years**

(21) Appl. No.: **29/149,207**

(22) Filed: **Oct. 4, 2001**

(51) **LOC (7) Cl.** **12-16**

(52) **U.S. Cl.** **D12/193**

(58) **Field of Search** D12/193; D6/300-303,
D6/310-314; 40/200-203, 207-216

(56) **References Cited**

U.S. PATENT DOCUMENTS

D370,450 S * 6/1996 Doan D12/193
D413,848 S * 9/1999 Doerr D12/193
D428,374 S * 7/2000 Steinhagen D12/193

D428,843 S * 8/2000 Steinhagen D12/193
D435,819 S * 1/2001 Spencer D12/193
D441,333 S * 5/2001 McBroom et al. D12/193
D441,704 S * 5/2001 Hussaini et al. D12/193
D446,759 S * 8/2001 Leu D12/193

* cited by examiner

Primary Examiner—Stacia Cadmus

(74) *Attorney, Agent, or Firm*—Brooks & Kushman P.C.

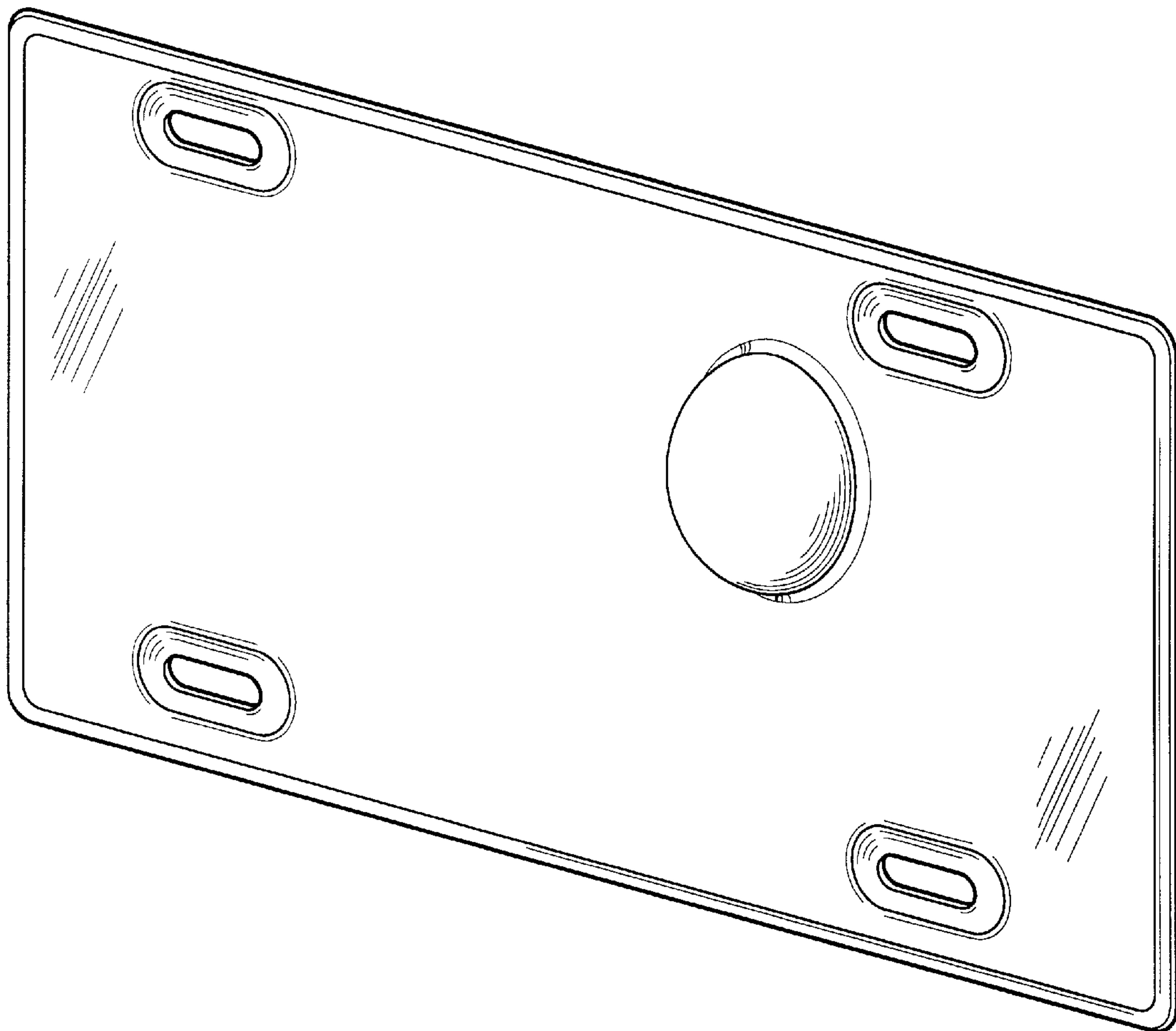
(57) **CLAIM**

The ornamental design for a novelty license plate, as shown.

DESCRIPTION

FIG. 1 is a perspective view of a novelty license plate;
FIG. 2 is a front side elevational view thereof;
FIG. 3 is a rear side elevational view thereof;
FIG. 4 is a top plan view thereof;
FIG. 5 is a bottom plan view thereof;
FIG. 6 is a left side elevational view thereof; and,
FIG. 7 is a right side elevational view.

1 Claim, 3 Drawing Sheets



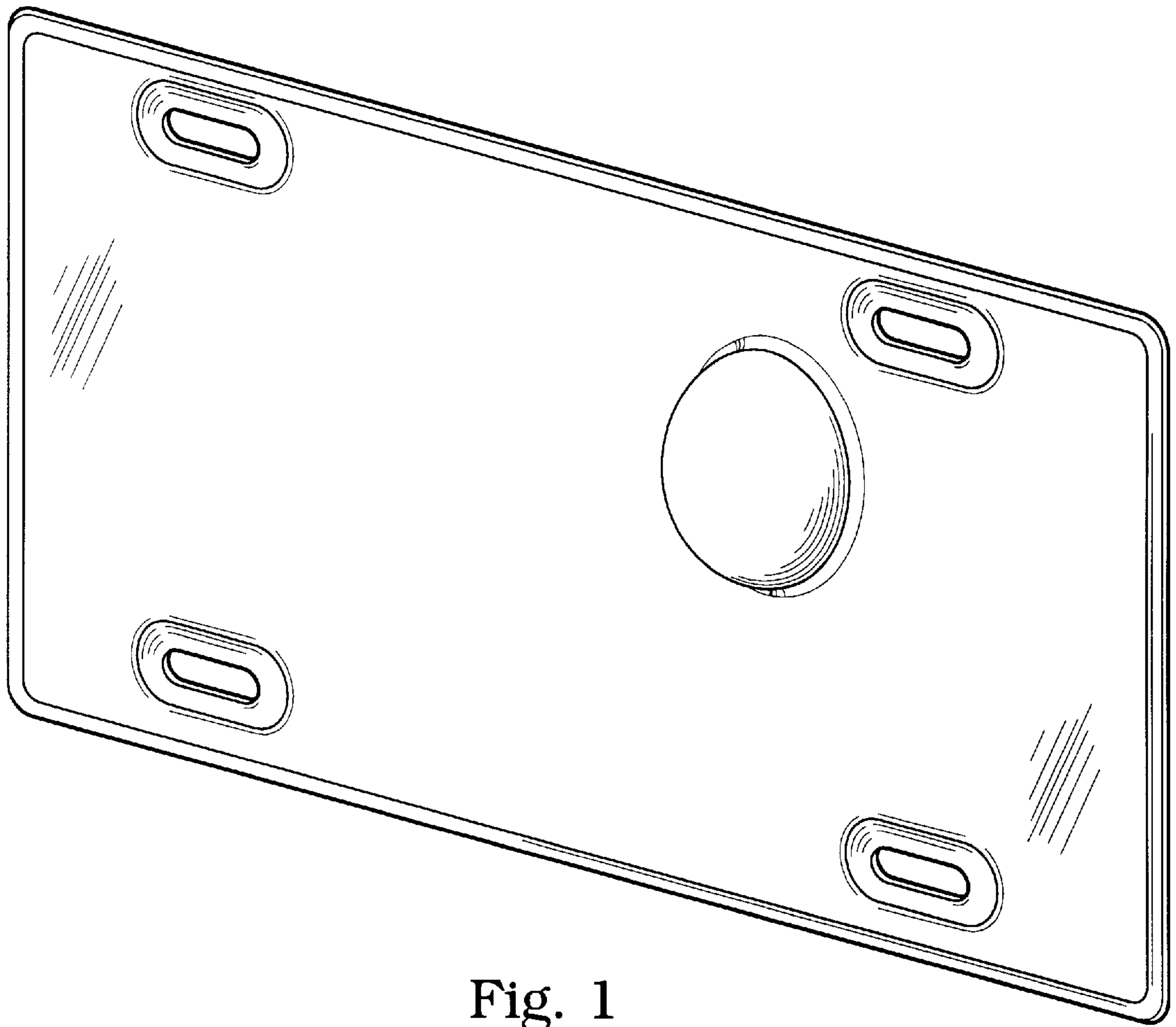


Fig. 1

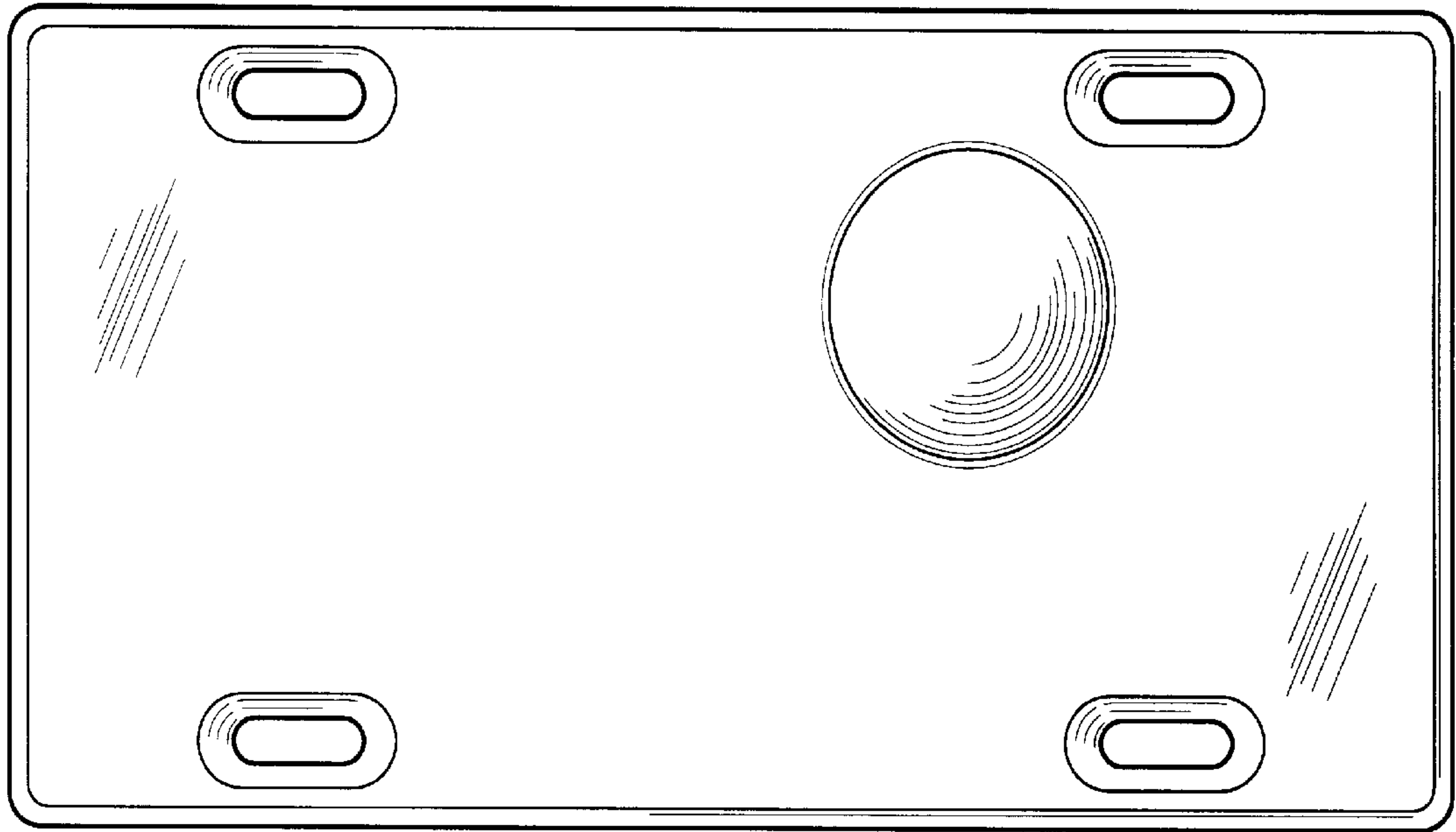


Fig. 2




Fig. 3




Fig. 4




Fig. 5

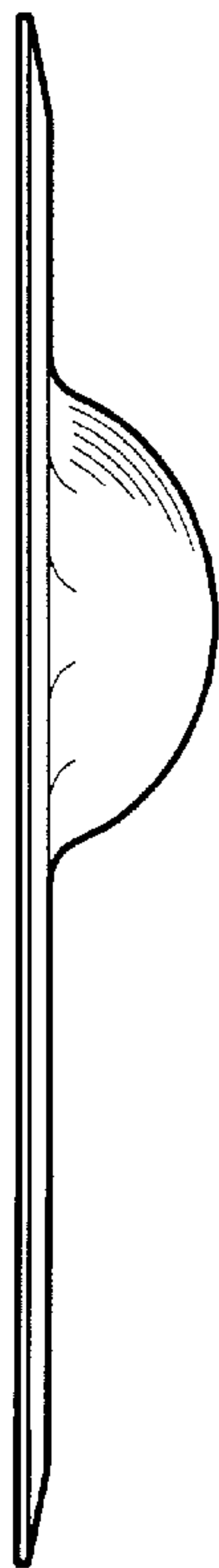


Fig. 6




Fig. 7