



US00D462285S

(12) **United States Design Patent**
Moore

(10) **Patent No.:** **US D462,285 S**

(45) **Date of Patent:** **** Sep. 3, 2002**

(54) **WEDGE PLATE**

D391,992 S * 3/1998 Vosika D10/109 X

(76) Inventor: **Jacqueline Ann Moore**, 43 Highfield Ave., Newbold, Chesterfield, Derbyshire (GB), S41 7AU

* cited by examiner

Primary Examiner—Antoine Duval Davis
(74) *Attorney, Agent, or Firm*—Woodard, Emhardt, Naughton, Moriarty & McNett

(**) Term: **14 Years**

(21) Appl. No.: **29/136,177**

(22) Filed: **Jan. 25, 2001**

(57) **CLAIM**

The ornamental design for a wedge plate, as shown and described.

(30) **Foreign Application Priority Data**

Jul. 27, 2000 (GB) 2094525

DESCRIPTION

(51) **LOC (7) Cl.** **10-05**

(52) **U.S. Cl.** **D10/109**

(58) **Field of Search** D10/109; 116/202, 116/205, 209, DIG. 17; 434/112–117; 340/334

FIG. 1 is a top view of the wedge plate incorporating my new design.

FIG. 2 is a side view with the opposite side view being a mirror image thereof.

FIG. 3 is a right end view thereof.

FIG. 4 is a left end view thereof.

FIG. 5 is a bottom view thereof; and,

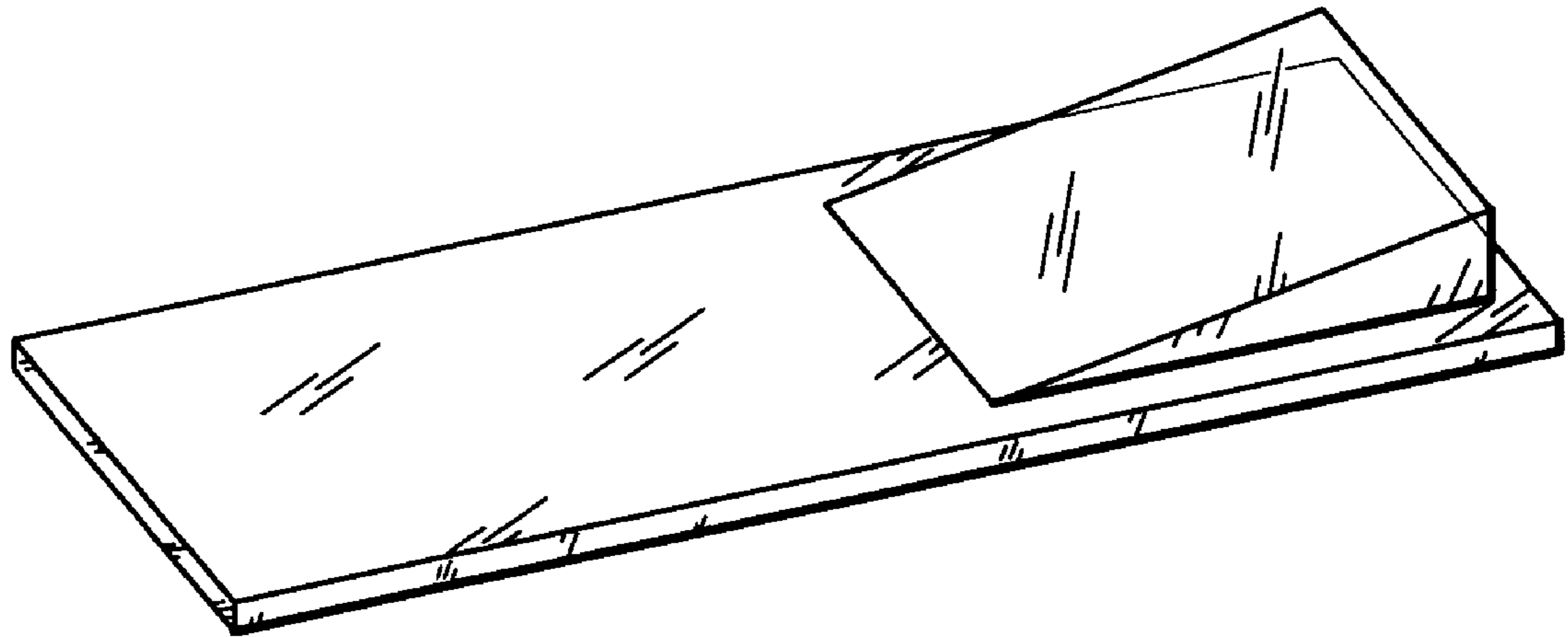
FIG. 6 is a perspective view thereof.

(56) **References Cited**

U.S. PATENT DOCUMENTS

5,612,665 A * 3/1997 Gerhardsen 340/332

1 Claim, 1 Drawing Sheet



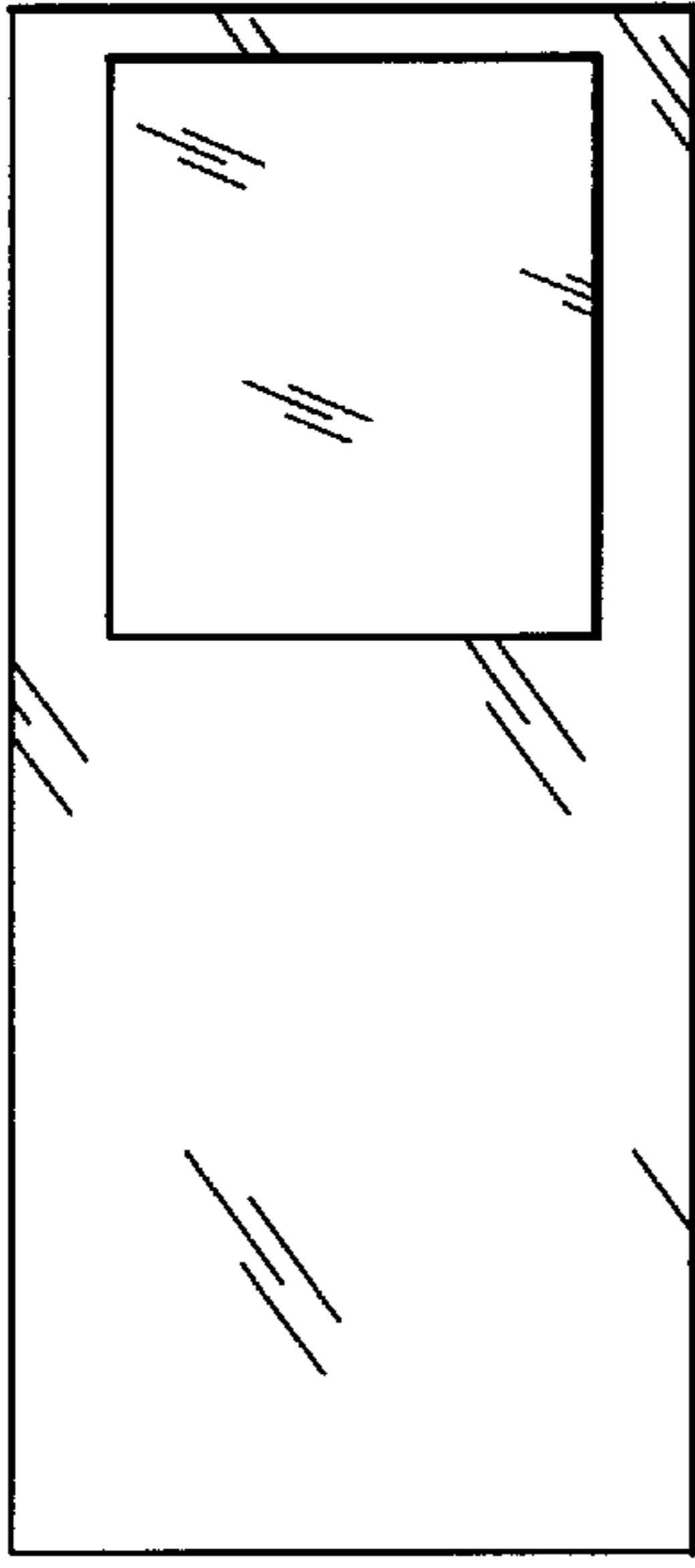


Fig. 1



Fig. 2



Fig. 3

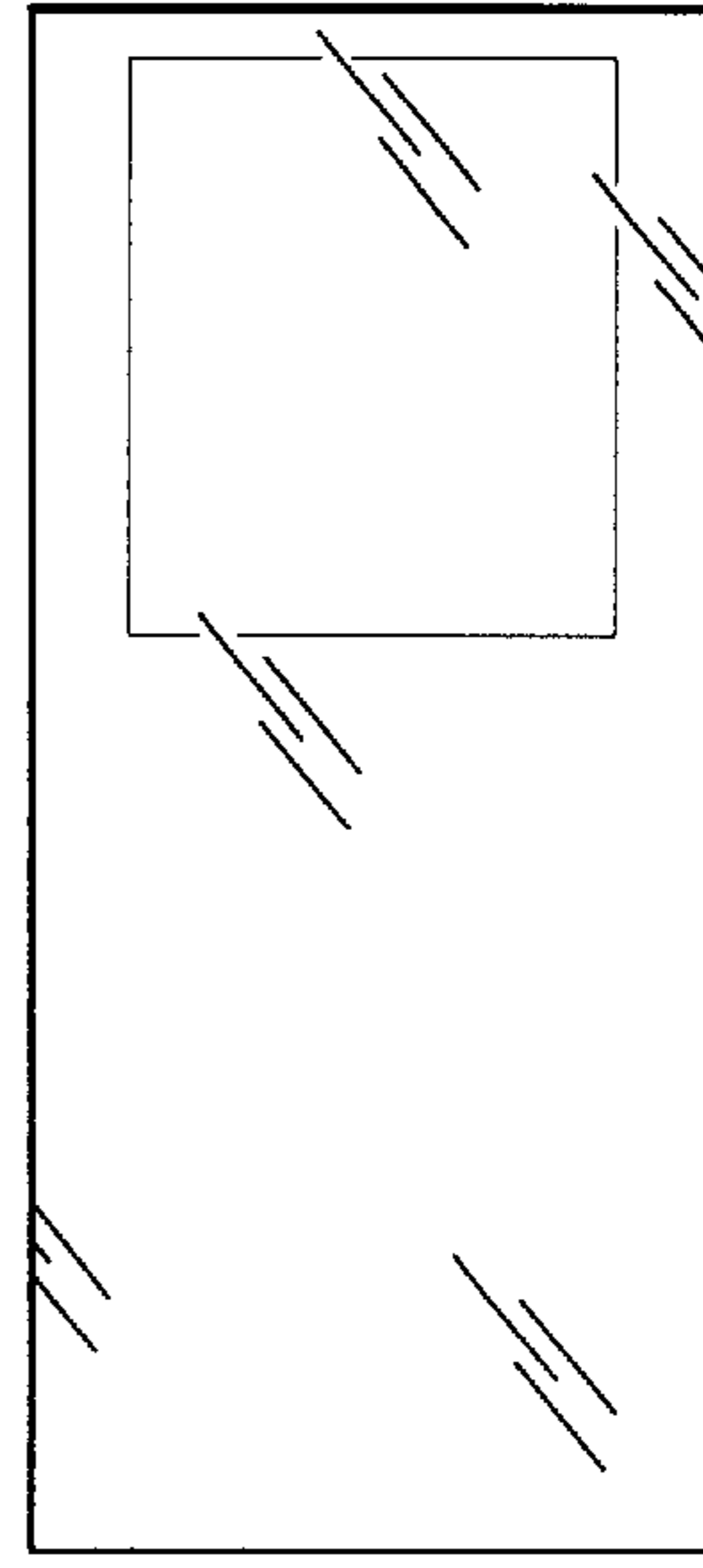


Fig. 5

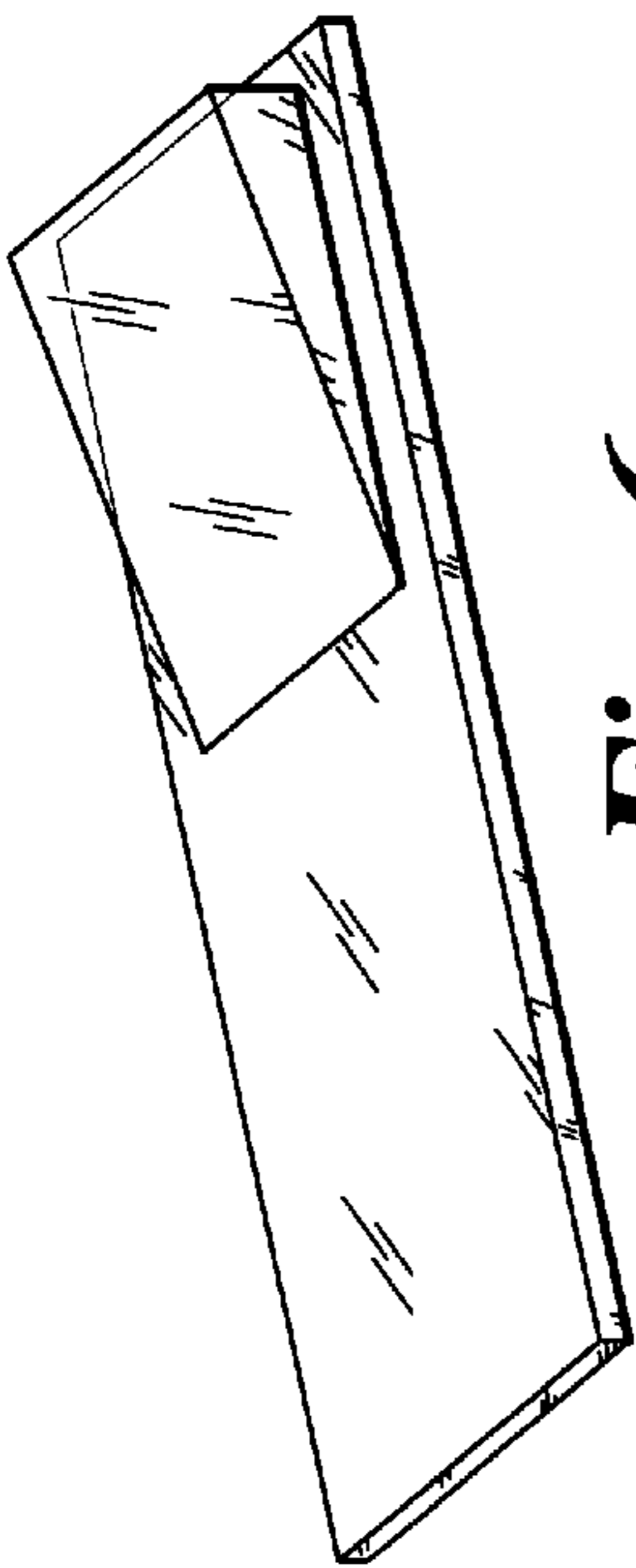


Fig. 6



Fig. 4