



US00D462284S

(12) **United States Design Patent**
Womack

(10) **Patent No.:** **US D462,284 S**

(45) **Date of Patent:** **** Sep. 3, 2002**

(54) **CHILD MONITORING SYSTEM**

(76) **Inventor:** **Nora L. Womack**, 59 Whispering Way,
Saint Albans, WV (US) 25177

(**) **Term:** **14 Years**

(21) **Appl. No.:** **29/149,876**

(22) **Filed:** **Oct. 19, 2001**

(51) **LOC (7) Cl.** **10-05**

(52) **U.S. Cl.** **D10/104; D10/65**

(58) **Field of Search** **D10/65, 104; 340/539-548,**
340/573.1-573.7; 342/56, 419; 379/37,
38, 39, 106.01, 913; 455/100

(56) **References Cited**

U.S. PATENT DOCUMENTS

5,021,794 A	6/1991	Lawrence	
5,485,163 A	1/1996	Singer et al.	
5,557,259 A	9/1996	Musa	
5,617,074 A	4/1997	White	
5,640,147 A	6/1997	Chek et al.	
D401,176 S	* 11/1998	Coupel	D10/104
D419,899 S	2/2000	Levar et al.	

D423,389 S	*	4/2000	Boyd	D10/104
D424,463 S	*	5/2000	Babers, Jr.	D10/104
D438,132 S	*	2/2001	Givings	D10/104
6,307,481 B1	*	10/2001	Lehrman et al.	340/573.1
6,377,179 B1	*	4/2002	Fulton	340/573.1

* cited by examiner

Primary Examiner—Antoine Duval Davis

(74) *Attorney, Agent, or Firm*—Donald R. Schoonover


(57) **CLAIM**

The ornamental design for a child monitoring system, as shown and described.

DESCRIPTION

FIG. 1 is a perspective view of the child monitoring system embodying the design of the present invention. FIG. 2 is a front elevational view thereof; FIG. 3 is a rear elevational view thereof; FIG. 4 is a left side elevational view thereof; FIG. 5 is a right side elevational view thereof; FIG. 6 is a top plan view thereof; and, FIG. 7 is a bottom plan view thereof.

1 Claim, 3 Drawing Sheets






FIG. 1.




FIG. 6.




FIG. 4.

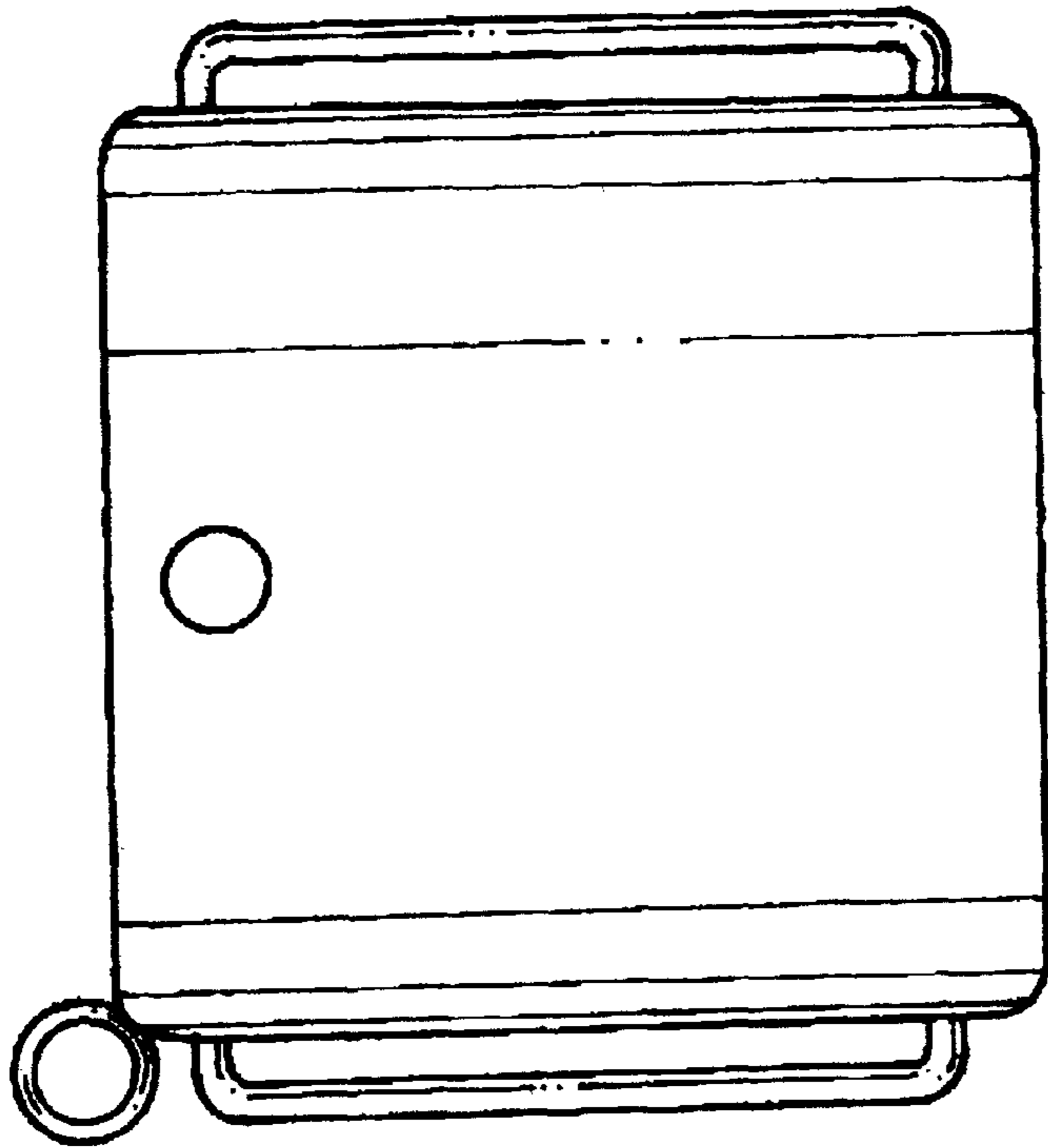


FIG. 2.




FIG. 7.




FIG. 5.

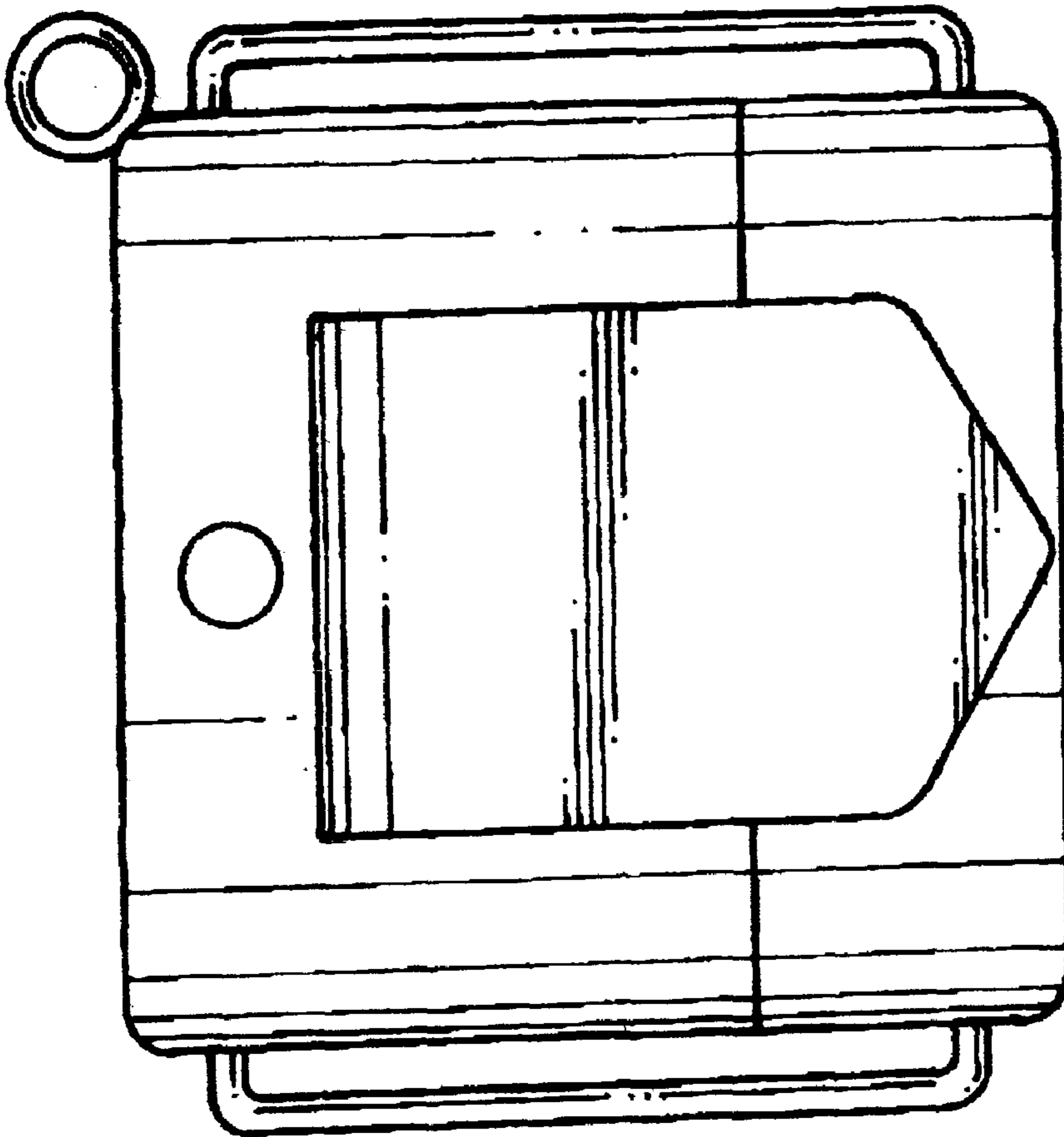


FIG. 3.