



US00D462281S

(12) **United States Design Patent**
Wunderman

(10) **Patent No.:** **US D462,281 S**

(45) **Date of Patent:** **** Sep. 3, 2002**

(54) **WATCH**

(75) **Inventor:** **Severin S. Wunderman**, Los Angeles, CA (US)

(73) **Assignee:** **Montres Corum S.A.**, Chaux-de-Fonds (CH)

(**) **Term:** **14 Years**

(21) **Appl. No.:** **29/145,590**

(22) **Filed:** **Jul. 25, 2001**

(30) **Foreign Application Priority Data**

Feb. 7, 2001 (XH) DMA/005 174

(51) **LOC (7) Cl.** **10-02**

(52) **U.S. Cl.** **D10/39**

(58) **Field of Search** D10/1-39, 122-132; 368/276-277, 285, 281-282; 224/164, 168, 178; D11/3-25; 63/1.11, 3, 5, 11

(56) **References Cited**

U.S. PATENT DOCUMENTS

D174,379 S * 4/1955 Engel D10/25

D403,599 S * 1/1999 Emmenegger D10/39
D410,198 S * 5/1999 Hysek D10/30
D439,525 S * 3/2001 Versace D10/30
D441,668 S * 5/2001 Dumas D10/39
D443,531 S * 6/2001 Bulgari D10/32
D453,474 S * 2/2002 Guadalupe D10/30

* cited by examiner

Primary Examiner—Nelson C. Holtje

(74) *Attorney, Agent, or Firm*—Colucci & Umans; Peter C. Michalos; Angelo Notaro

(57) **CLAIM**

The ornamental design for a watch, as shown and described.

DESCRIPTION

FIG. 1 is a front right perspective view of a watch showing my new design thereof;
FIG. 2 is a front view thereof;
FIG. 3 is a rear view thereof;
FIG. 4 is a right view thereof;
FIG. 5 is a left view thereof;
FIG. 6 is a top view thereof; and,
FIG. 7 is a bottom view thereof.

1 Claim, 2 Drawing Sheets





FIG. 1




FIG. 2




FIG. 3




FIG. 4




FIG. 6




FIG. 5




FIG. 7

