



US00D462278S

(12) **United States Design Patent**
Wunderman

(10) **Patent No.:** **US D462,278 S**

(45) **Date of Patent:** **** Sep. 3, 2002**

(54) **WATCH AND BAND**

(75) **Inventor:** **Severin S. Wunderman**, Los Angeles, CA (US)

(73) **Assignee:** **Montres Corum S.A.**, Chaux-de-Fonds (CH)

(**) **Term:** **14 Years**

(21) **Appl. No.:** **29/145,558**

(22) **Filed:** **Jul. 25, 2001**

(30) **Foreign Application Priority Data**

Feb. 7, 2001 (XH) DMA/005 174

(51) **LOC (7) Cl.** **10-02**

(52) **U.S. Cl.** **D10/32**

(58) **Field of Search** D10/1-39, 122-132;
368/276-277, 285, 281-282; 224/168, 164,
178; D11/3-25; 63/1.11, 3, 5, 11

(56) **References Cited**

U.S. PATENT DOCUMENTS

2,446,065 A * 7/1948 Starke 368/282
D303,635 S * 9/1989 Kurzina D10/32
D400,448 S * 11/1998 Wunderman D10/32
D432,028 S * 10/2000 Burgener D10/32

OTHER PUBLICATIONS

Jeweler's Circular—Keystone—Aug. 1977—p. 103—watch at bottom-right.*

Jeweler's Circular—Keystone—May 1977—p. 91—watch at top,#7.*

European Jeweler(G.Z.)—Oct. 1966—p. 1009—watch at center.*

* cited by examiner

Primary Examiner—Nelson C. Holtje

(74) *Attorney, Agent, or Firm*—Colucci & Umans; Peter C. Michalos; Angelo Notaro

(57) **CLAIM**

The ornamental design for a watch and band, as shown and described.

DESCRIPTION

FIG. 1 is a front right perspective view of a watch and band showing my new design thereof;

FIG. 2 is a rear right perspective view thereof;

FIG. 3 is a front view thereof;

FIG. 4 is a rear side view thereof;

FIG. 5 is a right side view thereof;

FIG. 6 is a left view thereof;

FIG. 7 is a top view thereof; and,

FIG. 8 is a bottom view thereof.

1 Claim, 3 Drawing Sheets




FIG. 1



FIG. 2




FIG. 3




FIG. 4




FIG. 5



FIG. 7



FIG. 6



FIG. 8

