



US00D462260S

(12) **United States Design Patent**
Joubert

(10) **Patent No.:** **US D462,260 S**

(45) **Date of Patent:** **** Sep. 3, 2002**

(54) **POT AND CAP ASSEMBLY**

6,071,523 A * 6/2000 Mehta et al. 424/400
D452,145 S * 12/2001 Sukhlall D9/306

(75) Inventor: **Helen Joubert**, London (GB)

* cited by examiner

(73) Assignee: **Industria e Comercio de Cosméticos
Natura Ltda.**, Cajamar-SP (BR)

Primary Examiner—Paula A. Mortimer

(74) *Attorney, Agent, or Firm*—Alston & Bird LLP

(**) Term: **14 Years**

(57) **CLAIM**

(21) Appl. No.: **29/143,412**

The ornamental design for a pot and cap assembly, as shown.

(22) Filed: **Jun. 13, 2001**

DESCRIPTION

(30) **Foreign Application Priority Data**

Dec. 13, 2000 (BR) DI 6003312

(51) **LOC (7) Cl.** **09-01**

(52) **U.S. Cl.** **D9/302; D9/306**

(58) **Field of Search** D9/300, 302, 306,
D9/521, 539; 222/94, 107, 145.3, 536,
212, 490, 494, 507, 202, 522; D28/7; 424/400

FIG. 1 is a perspective view of a pot and cap assembly showing my new design;

FIG. 2: a bottom view of the pot and cap assembly illustrated in FIG. 1;

FIG. 3: a top view of the pot and cap assembly illustrated in FIGS. 1 and 2;

FIG. 4: a left side view of the pot and cap assembly illustrated in FIGS. 1-3;

FIG. 5: a back view of the pot and cap assembly illustrated in FIGS. 1-4;

FIG. 6: a right side view of the pot and cap assembly illustrated in FIGS. 1-5; and,

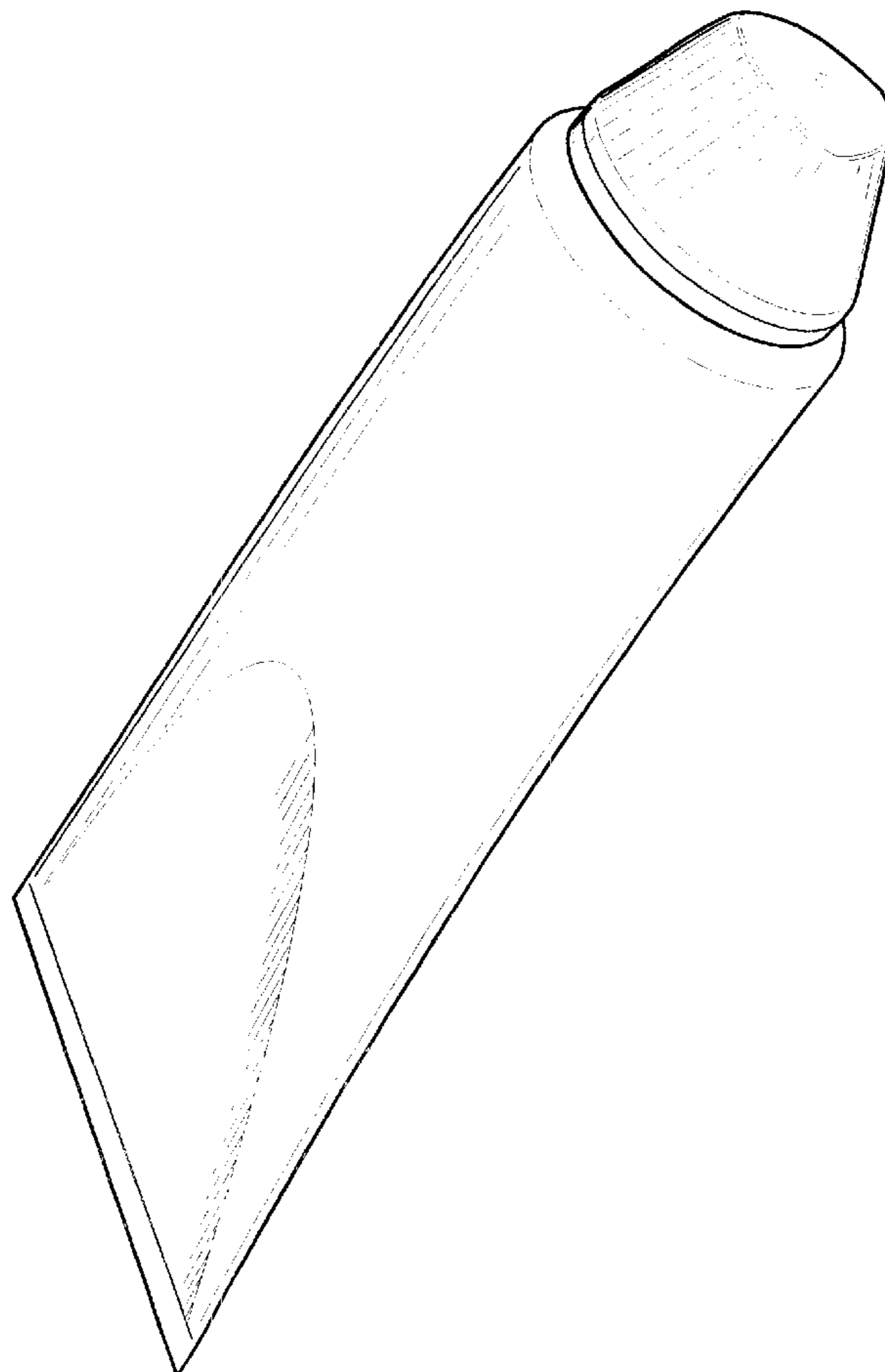
FIG. 7: a front view of the pot and cap assembly illustrated in FIGS. 1-6.

(56) **References Cited**

U.S. PATENT DOCUMENTS

3,347,419 A * 10/1967 Brandt et al. 222/107
3,349,972 A * 10/1967 Whiteford 222/212
3,521,795 A * 7/1970 Langhjelm et al. 222/522

1 Claim, 2 Drawing Sheets



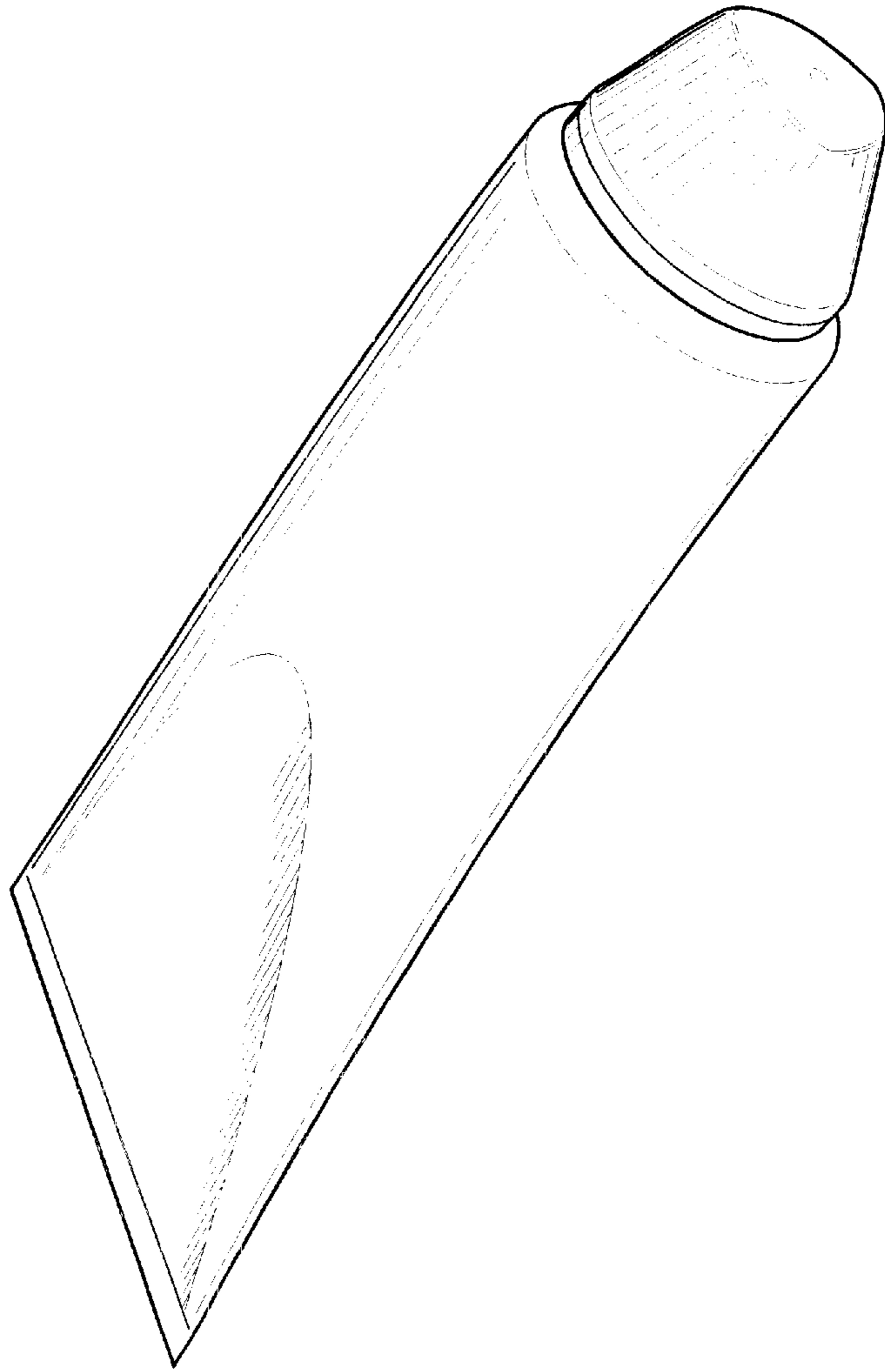


Fig. 1

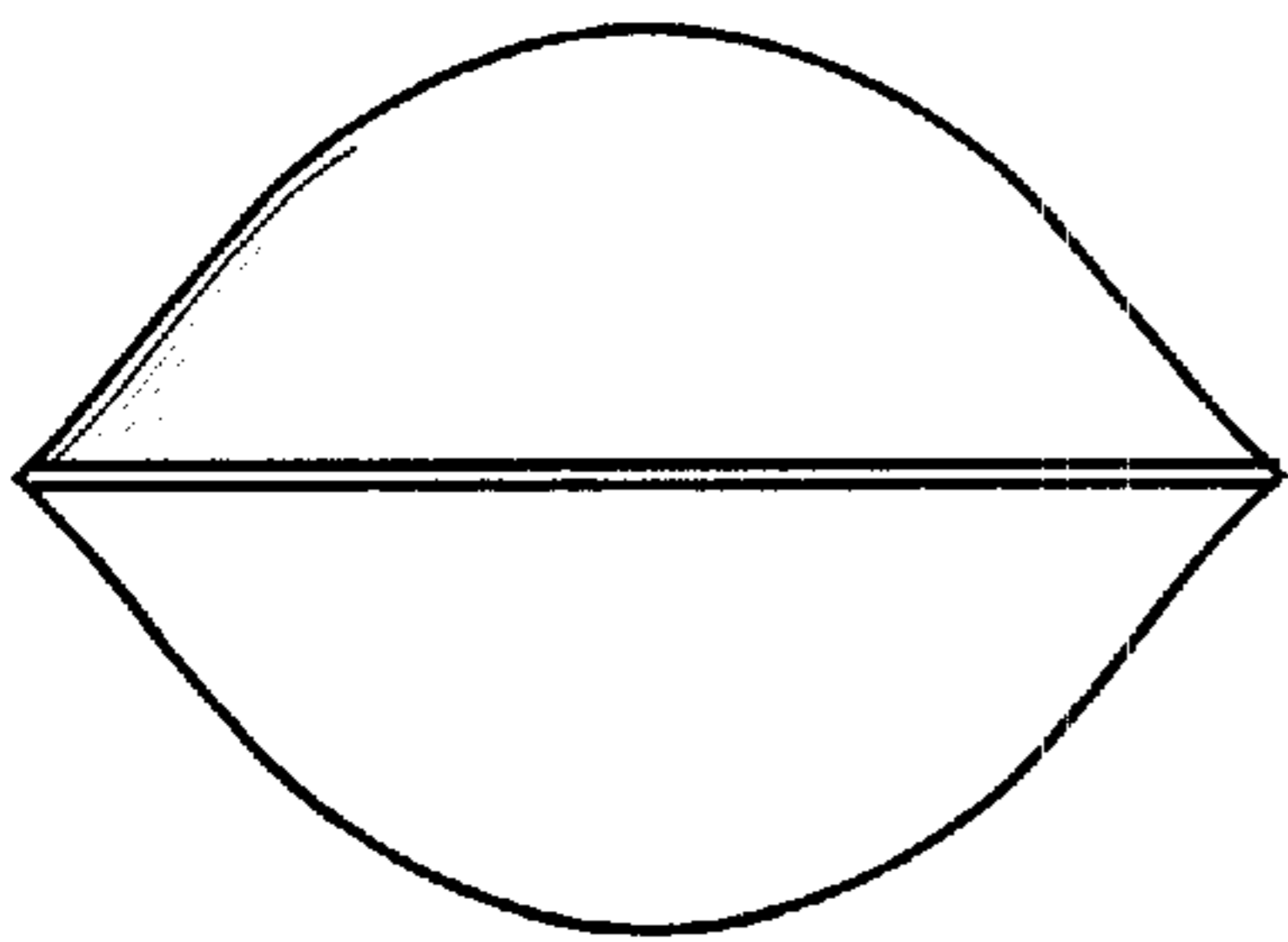


Fig. 2

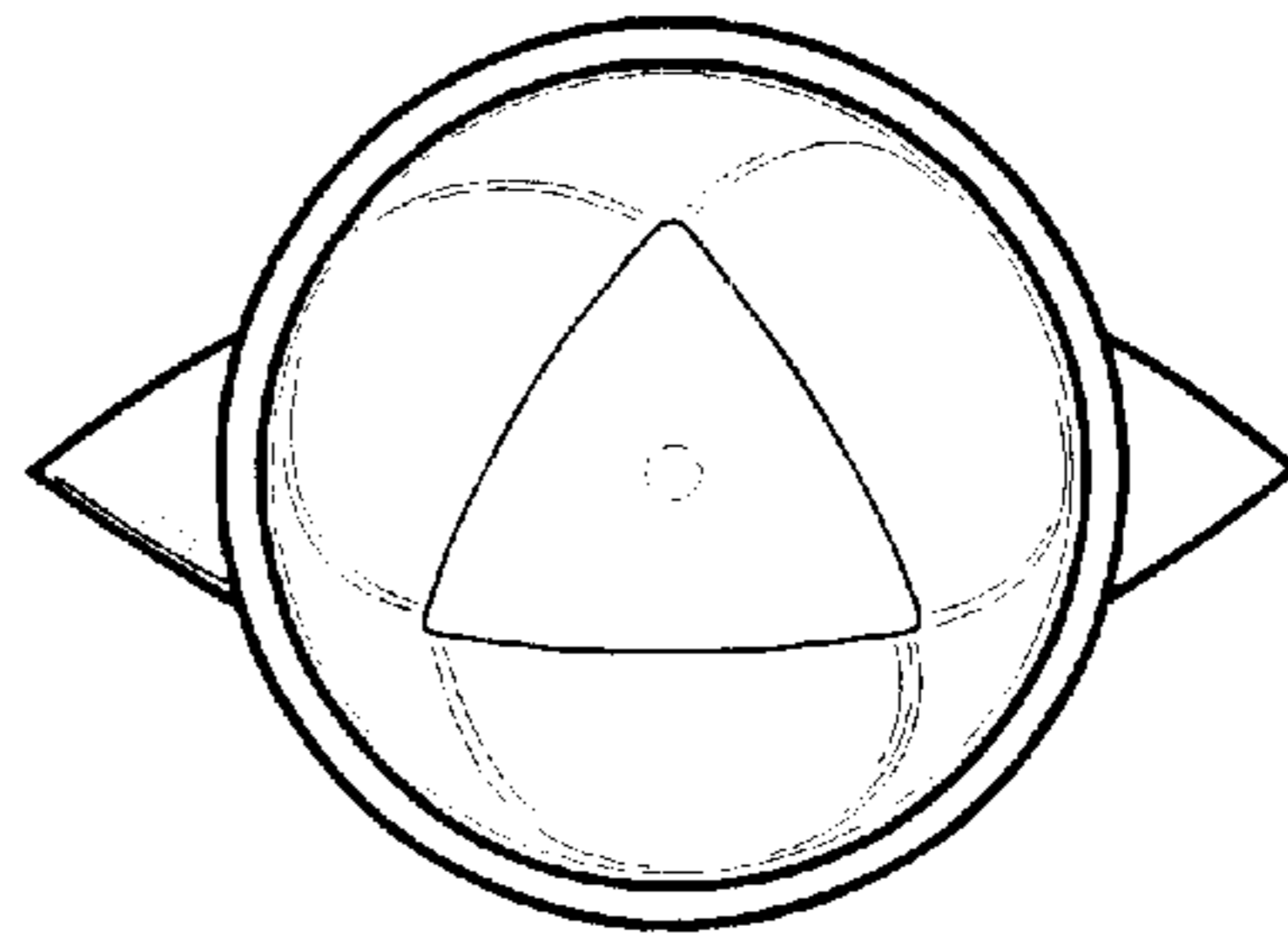


Fig. 3




Fig. 4

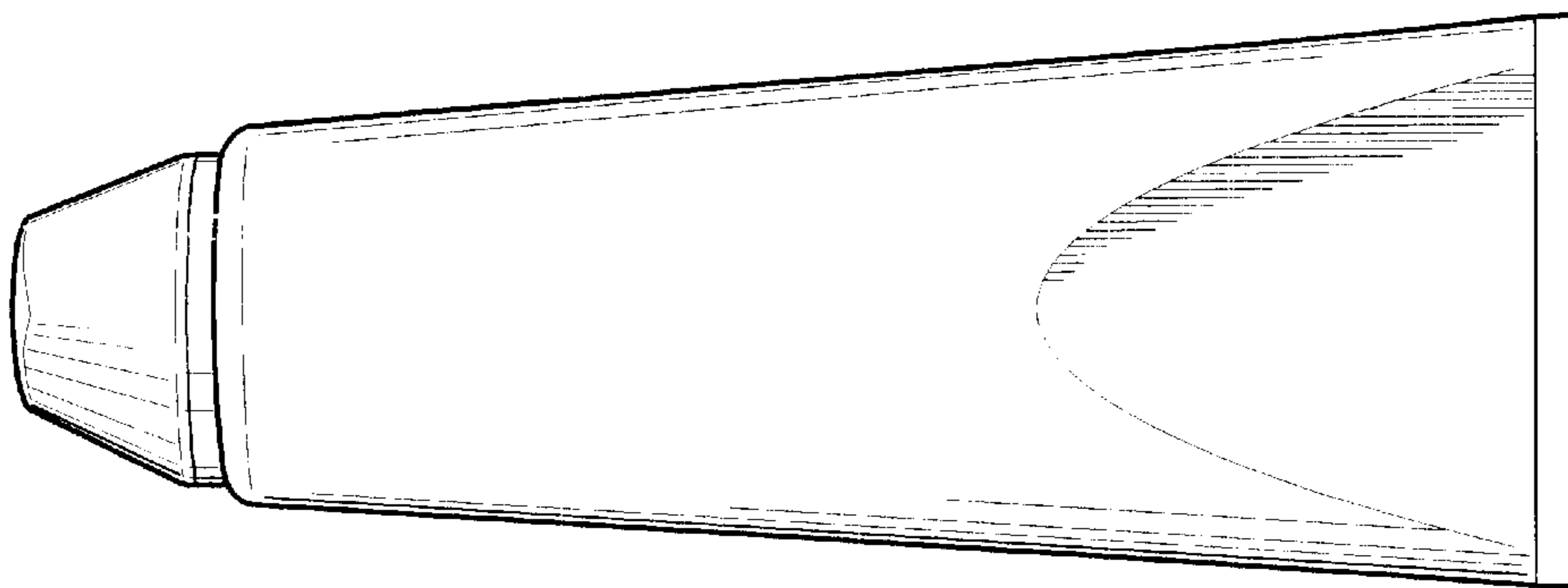


Fig. 5




Fig. 6




Fig. 7