



US00D462259S

(12) **United States Design Patent**
Williams

(10) **Patent No.:** **US D462,259 S**

(45) **Date of Patent:** **** Sep. 3, 2002**

(54) **CORNER GUARD**

(75) Inventor: **Howard J. Williams**, Muncy, PA (US)

(73) Assignee: **Construction Specialties, Inc.**,
Lebanon, NJ (US)

(**) Term: **14 Years**

(21) Appl. No.: **29/133,129**

(22) Filed: **Nov. 29, 2000**

(51) **LOC (7) Cl.** **08-09**

(52) **U.S. Cl.** **D8/403**

(58) **Field of Search** D8/400, 402, 403;
D25/58, 121, 136, 164, 199; D6/491, 492,
495; 248/345.1; 52/273, 275, 287.1

(56) **References Cited**

U.S. PATENT DOCUMENTS

D117,893 S	*	12/1939	Bonnell	D8/403 X
D411,739 S	*	6/1999	Havens	D8/403
6,044,601 A	*	4/2000	Chmela et al.	52/287.1
6,219,980 B1	*	4/2001	Peck, Jr.	52/287.1 X
6,263,630 B1	*	7/2001	Bennett	52/287.1 X
6,309,036 B1	*	10/2001	Ancel	52/287.1 X
6,317,945 B1	*	11/2001	Laphan et al.	52/287.1 X

* cited by examiner

Primary Examiner—Brian N. Vinson

(74) *Attorney, Agent, or Firm*—Baker Botts L.L.P.

(57) **CLAIM**

The ornamental design for a corner guard, as shown and described.

DESCRIPTION

The file of this patent contains at least one drawing executed in color. Copies of this patent with color drawing(s) will be provided by the Patent and Trademark Office upon request and payment of the necessary fee.

FIG. 1 is a front pictorial view of a first embodiment of a corner guard according to the new design;


FIG. 2 is a front pictorial view of a second embodiment of a corner guard according to the new design;

FIG. 3 is a transverse cross-sectional view, showing the end profile of the first embodiment; and,

FIG. 4 is a transverse cross-sectional view, showing the end profile of the second embodiment.

1 Claim, 1 Drawing Sheet

(1 of 1 Drawing Sheet(s) Filed in Color)






FIG. 1




FIG. 2




FIG. 3




FIG. 4