



US00D462244S

(12) **United States Design Patent**
Woods

(10) **Patent No.:** **US D462,244 S**

(45) **Date of Patent:** **** Sep. 3, 2002**

(54) **TRENCHING SHOVEL**

(76) **Inventor:** **Karl Woods**, 537 Francis St.,
Bakersfield, CA (US) 93308

(**) **Term:** **14 Years**

(21) **Appl. No.:** **29/146,837**

(22) **Filed:** **Aug. 15, 2001**

(51) **LOC (7) Cl.** **08-01**

(52) **U.S. Cl.** **D8/10**

(58) **Field of Search** D8/1, 2, 10; 294/49,
294/54.5, 53.5, 60, 55

(56) **References Cited**

U.S. PATENT DOCUMENTS

2,572,230	A	*	10/1951	Williams	294/49
D262,686	S	*	1/1982	Anderson	D8/10
D272,799	S	*	2/1984	Pluss	D8/10
4,718,708	A		1/1988	Zacuto		
4,904,011	A		2/1990	Hawk		
5,476,299	A		12/1995	Whaley		

5,520,429	A	*	5/1996	Gregory	294/49
5,669,649	A		9/1997	Metcalf		
5,791,708	A		8/1998	Capriotti		
5,960,891	A		10/1999	Sheehan		

* cited by examiner

Primary Examiner—Robin V. Taylor

(74) *Attorney, Agent, or Firm*—James M. Duncan

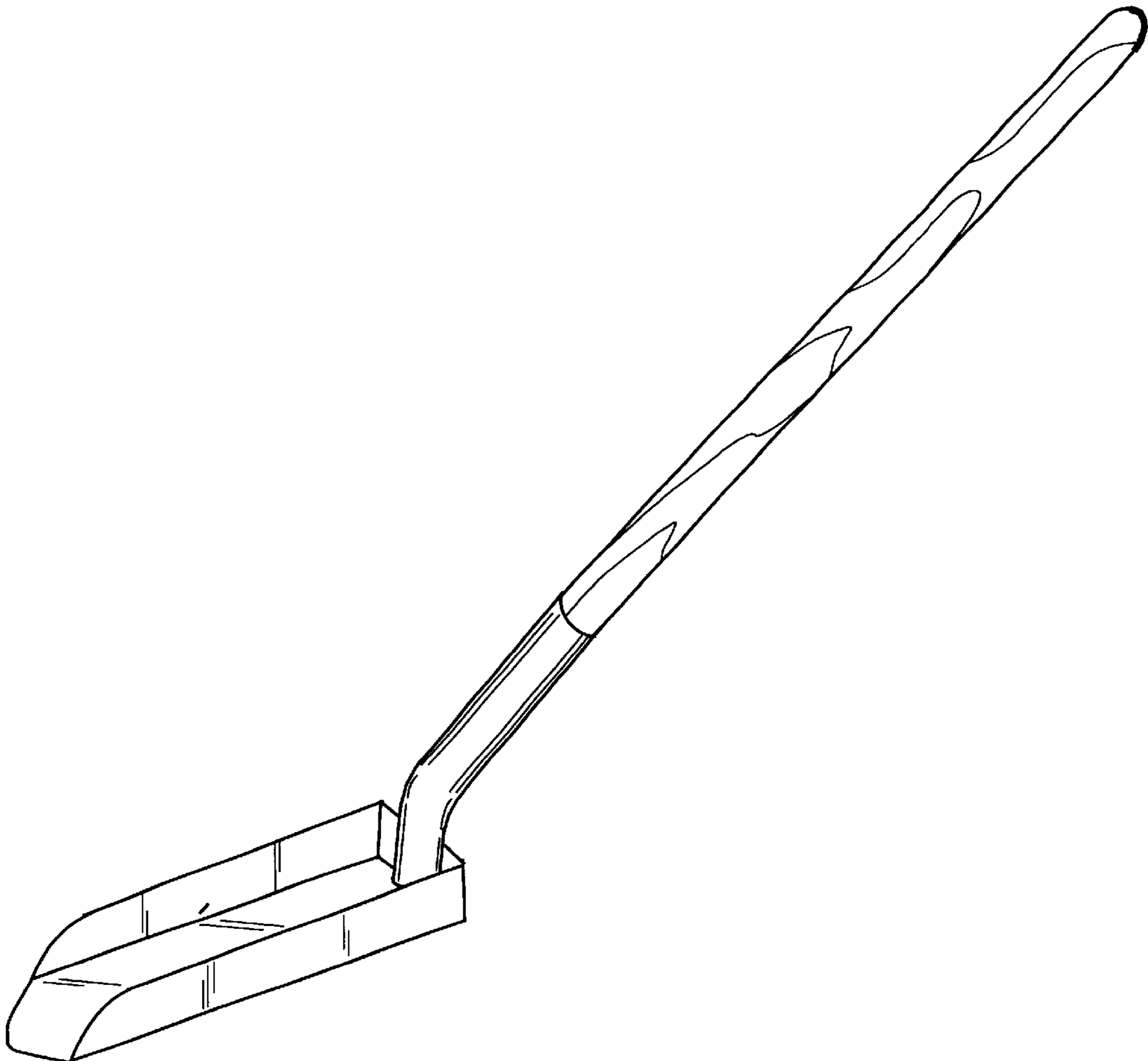
(57) **CLAIM**

The ornamental design for a trenching shovel, as shown and described.

DESCRIPTION

FIG. 1 is a top of a trenching shovel showing my new design;
FIG. 2 is a bottom view thereof;
FIG. 3 is a front view thereof;
FIG. 4 is a rear view thereof;
FIG. 5 is a side elevational view thereof, the other side being a mirror image thereof; and,
FIG. 6 is is a front isometric view thereof.

1 Claim, 2 Drawing Sheets






Fig. 1

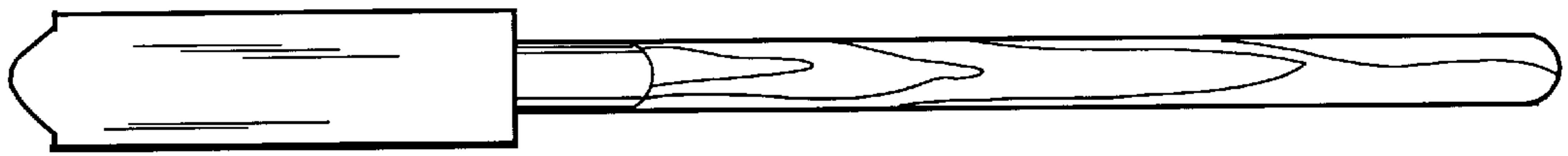


Fig. 2

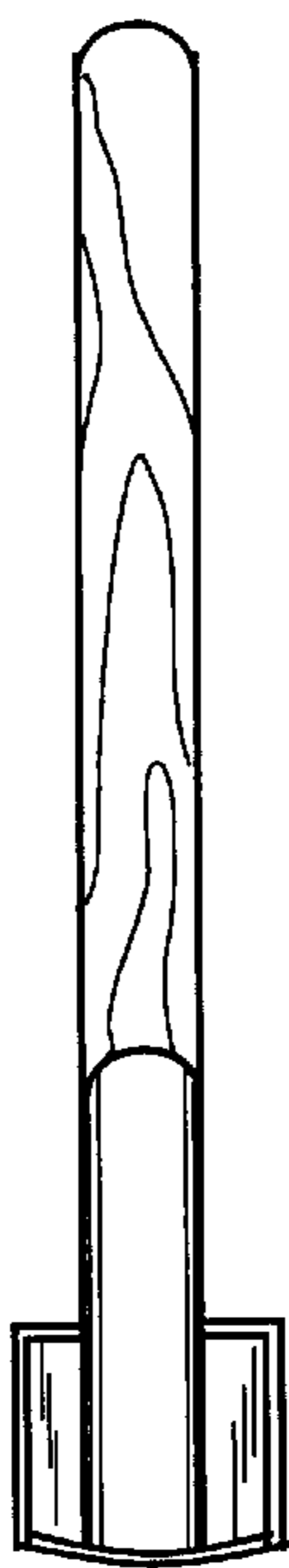


Fig. 3

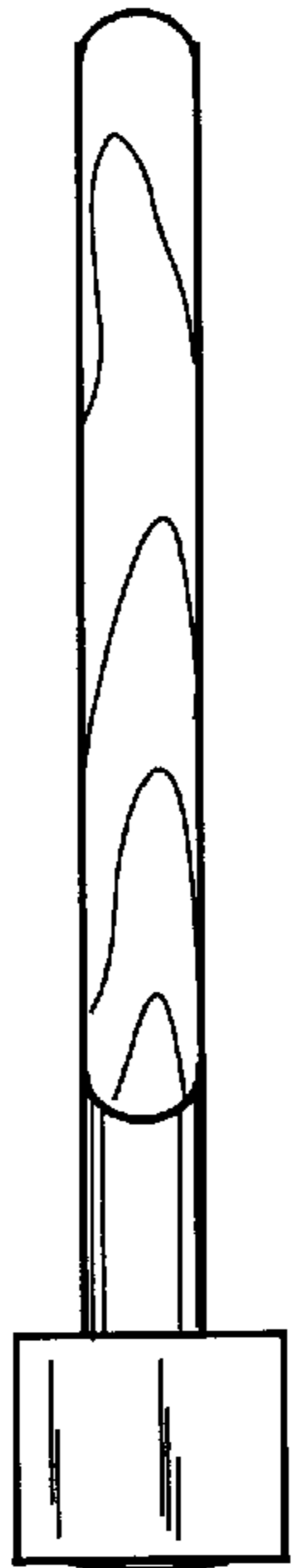


Fig. 4

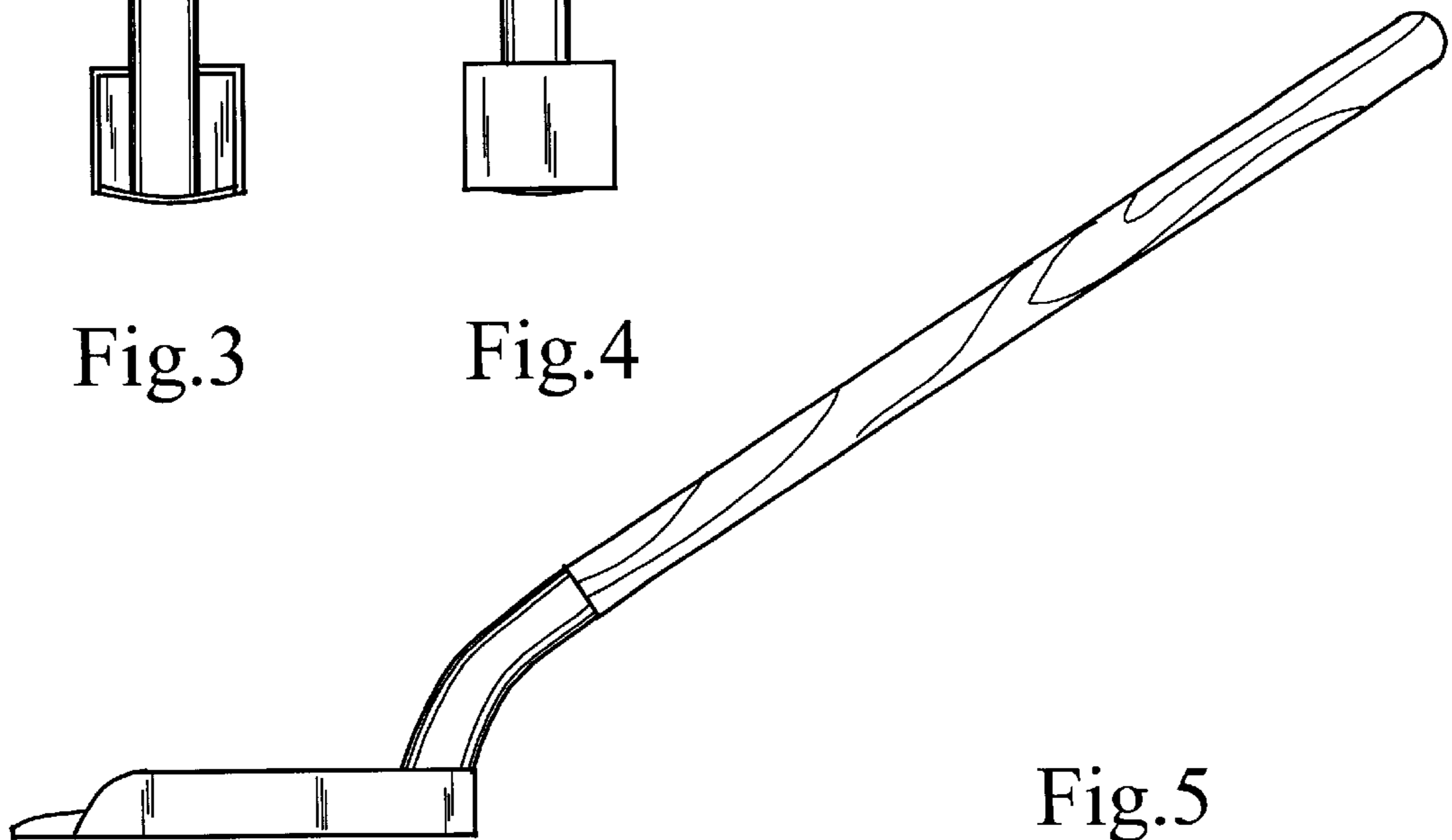


Fig. 5

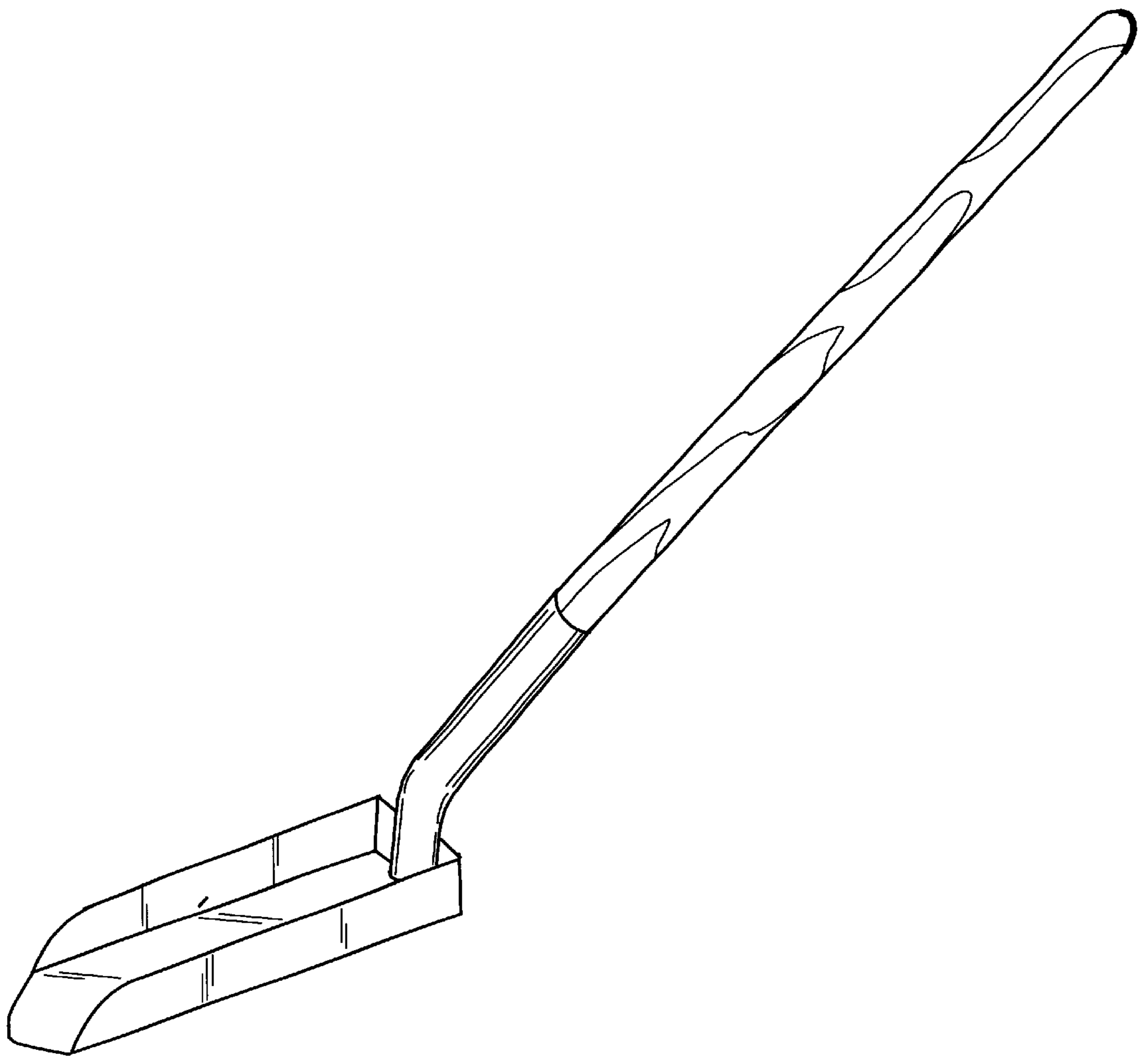


Fig.6