



US00D462238S

(12) **United States Design Patent**
Wyche

(10) **Patent No.:** **US D462,238 S**

(45) **Date of Patent:** **** Sep. 3, 2002**

- (54) **GLASS**
- (75) Inventor: **Susan Wyche**, Toledo, OH (US)
- (73) Assignee: **Libbey Glass Inc.**, Toledo, OH (US)
- (**) Term: **14 Years**

- D217,090 S * 4/1970 Angelakos D7/523
- D233,875 S 12/1974 Mazur
- D242,416 S 11/1976 Achenbach
- D243,816 S 3/1977 Achenbach
- D347,763 S 6/1994 Kleckauskas et al.
- D418,370 S 1/2000 Wilson
- D438,430 S * 3/2001 Gabrhel D7/523
- D454,278 S * 3/2002 Kerman D7/509

- (21) Appl. No.: **29/152,219**
- (22) Filed: **Nov. 30, 2001**

Related U.S. Application Data

- (62) Division of application No. 29/125,234, filed on Jun. 21, 2000.
- (51) **LOC (7) Cl.** **07-01**
- (52) **U.S. Cl.** **D7/523**
- (58) **Field of Search** D7/507, 509, 510, D7/511, 514, 515, 516, 522, 523, 524, 525, 526, 527, 528, 529, 530, 531, 532, 533, 534, 536, 537, 584; 206/217; 220/574, 669, 671, 672, 673, 675, 700, 703, 704, 705, 712, 713, 714, 715, 717, 718, 729, 737, 739, 771; 229/106, 400, 402

(56) **References Cited**

U.S. PATENT DOCUMENTS

- D69,175 S 1/1926 Fisher
- D73,511 S 9/1927 Schrader
- D81,061 S 4/1930 Marsden
- D108,746 S * 3/1938 Hansen D7/523
- D110,278 S 6/1938 Fuerst
- D111,321 S * 9/1938 Fuerst D7/523
- D118,650 S 1/1940 Sawyer
- D118,652 S 1/1940 Sawyer
- D120,135 S 4/1940 Morrison

OTHER PUBLICATIONS

Full size glass #575 ½–7 oz. capacity, Bryce Brothers Co. catalogue, 1936, p. 436.*
 Bryce Brothers Company, 1936 catalogue, p. 463, Model #575—1¼ ox individual salt dip.
 Federal Glassware Catalogue, No. 66, p. 10 Coronado blown tumblers.
 Crate & Barrel catalogue, Fall 1995, p. 15, D: Cortina barware.

* cited by examiner

Primary Examiner—Doris V. Coles
Assistant Examiner—T. Chase Nelson
 (74) *Attorney, Agent, or Firm*—Emch, Schaffer, Schaub & Porcello Co., L.P.A.

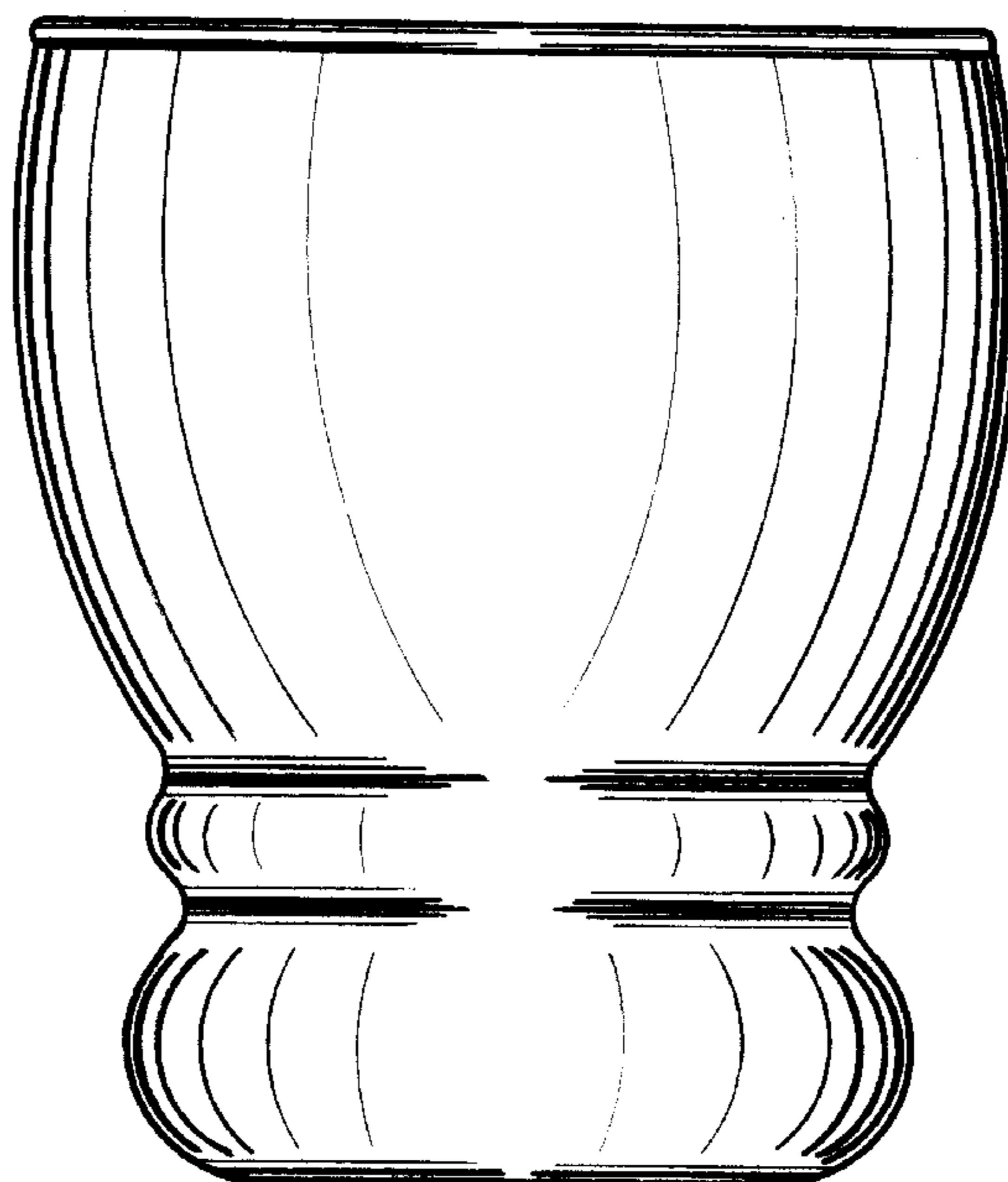
(57) **CLAIM**


The ornamental design for a glass, as shown and described.

DESCRIPTION


FIG. 1 is a side elevational view of a glass according to the present design; the other side elevational views being the same;
 FIG. 2 is a top view thereof; and,
 FIG. 3 is a bottom view thereof.

1 Claim, 2 Drawing Sheets

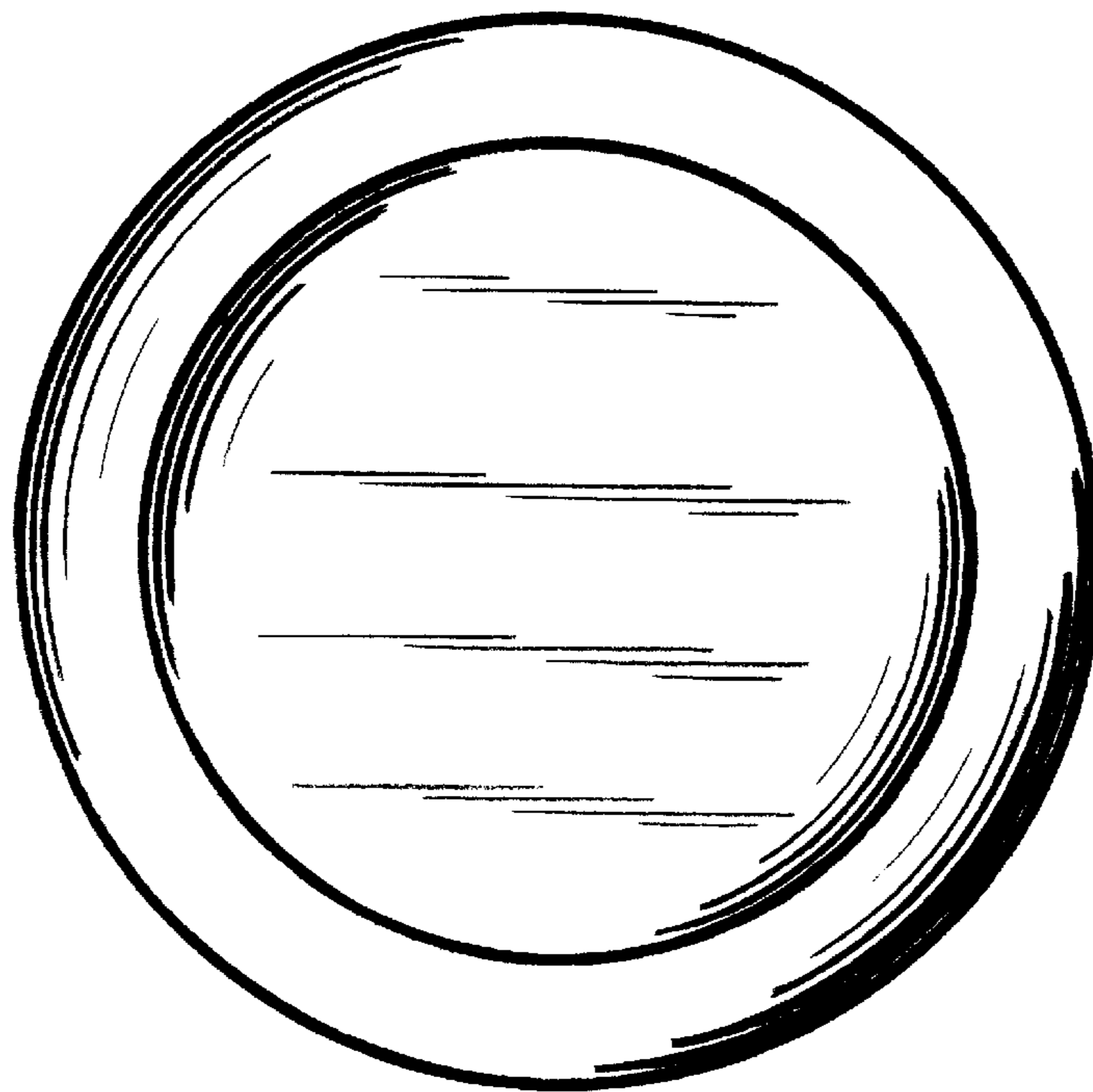




— FIG. 1



—FIG. 2



—FIG. 3