



US00D462237S

(12) **United States Design Patent**
Kay

(10) **Patent No.:** **US D462,237 S**

(45) **Date of Patent:** **** Sep. 3, 2002**

(54) **BEER GLASS**

(75) **Inventor:** **Neil J. Kay**, Rolling Hills, CA (US)

(73) **Assignee:** **Cisco Sales Corp.**, Torrance, CA (US)

(**) **Term:** **14 Years**

(21) **Appl. No.:** **29/157,750**

(22) **Filed:** **Mar. 26, 2002**

(51) **LOC (7) Cl.** **07-01**

(52) **U.S. Cl.** **D7/517; D7/520**

(58) **Field of Search** **D7/514, 515, 516,**
D7/517, 520, 537, 509, 522; D9/311, 314;
D11/149; 215/383; 229/400; D26/99; 220/711

(56) **References Cited**

U.S. PATENT DOCUMENTS

D35,363 S	*	12/1901	Pick	D7/517
D85,618 S	*	11/1931	McCartney	D7/517
D142,465 S	*	10/1945	Berne	D7/517
D148,580 S	*	2/1948	Ross	D7/516
D157,399 S	*	2/1950	Matthews	D7/517
D215,868 S	*	11/1969	Frank	D7/516
D264,663 S	*	6/1982	Ochwat	D7/517
D264,664 S	*	6/1982	Ochwat	D7/517
D264,665 S	*	6/1982	Ochwat	D7/517
D264,666 S	*	6/1982	Ochwat	D7/517
D264,667 S	*	6/1982	Ochwat	D7/517
D368,408 S	*	4/1996	Ratcliff	D7/517
D387,005 S	*	12/1997	Shehad	D11/149

D390,779 S	*	2/1998	Walter	D9/311
D395,379 S	*	6/1998	Goodman	D7/513
D395,575 S	*	6/1998	Zelle	D7/537
D402,157 S	*	12/1998	Ewen	D7/517
D420,853 S	*	2/2000	Bissell, Sr.	D7/517
D420,902 S	*	2/2000	Sandarangani	D9/311
D423,289 S	*	4/2000	Bissell, Sr.	D7/517
D436,296 S	*	1/2001	Freed	D7/523
D444,033 S	*	6/2001	Saffron et al.	D7/516

* cited by examiner

Primary Examiner—M. N. Pandozzi

(74) *Attorney, Agent, or Firm*—Irving Keschner

(57) **CLAIM**

The ornamental design for a beer glass, as shown.

DESCRIPTION

FIG. 1 is a perspective view of the ornamental design of the present invention;

FIG. 2 is a front elevational view of the ornamental design shown in FIG. 1;

FIG. 3 is a top view of the ornamental design shown in FIG. 1;

FIG. 4 is a bottom view of the ornamental design shown in FIG. 1;

FIG. 5 is a side elevational view of the ornamental design of the present invention; and,

FIG. 6 is a rear elevational view of the ornamental design shown in FIG. 1.

1 Claim, 2 Drawing Sheets

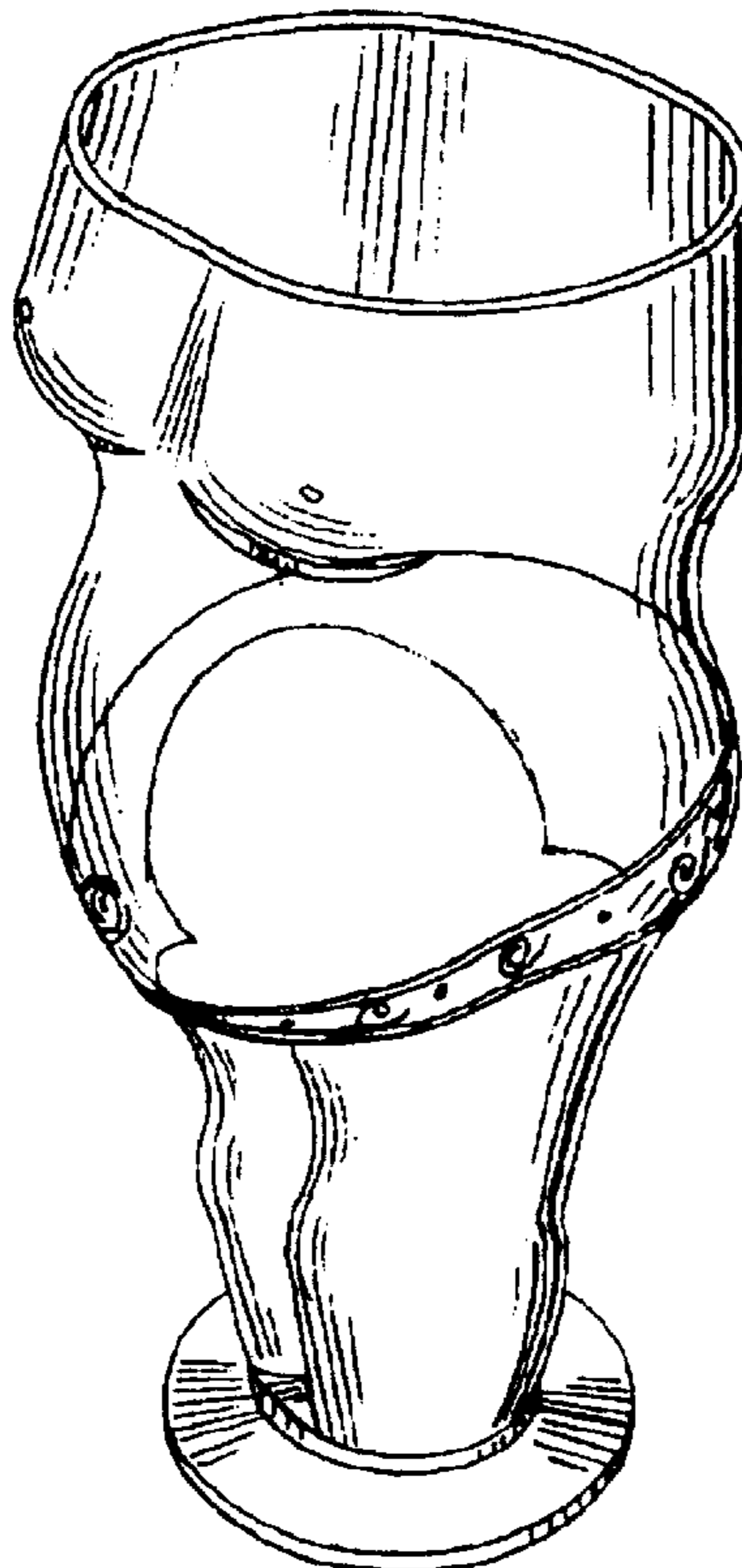


FIG 1

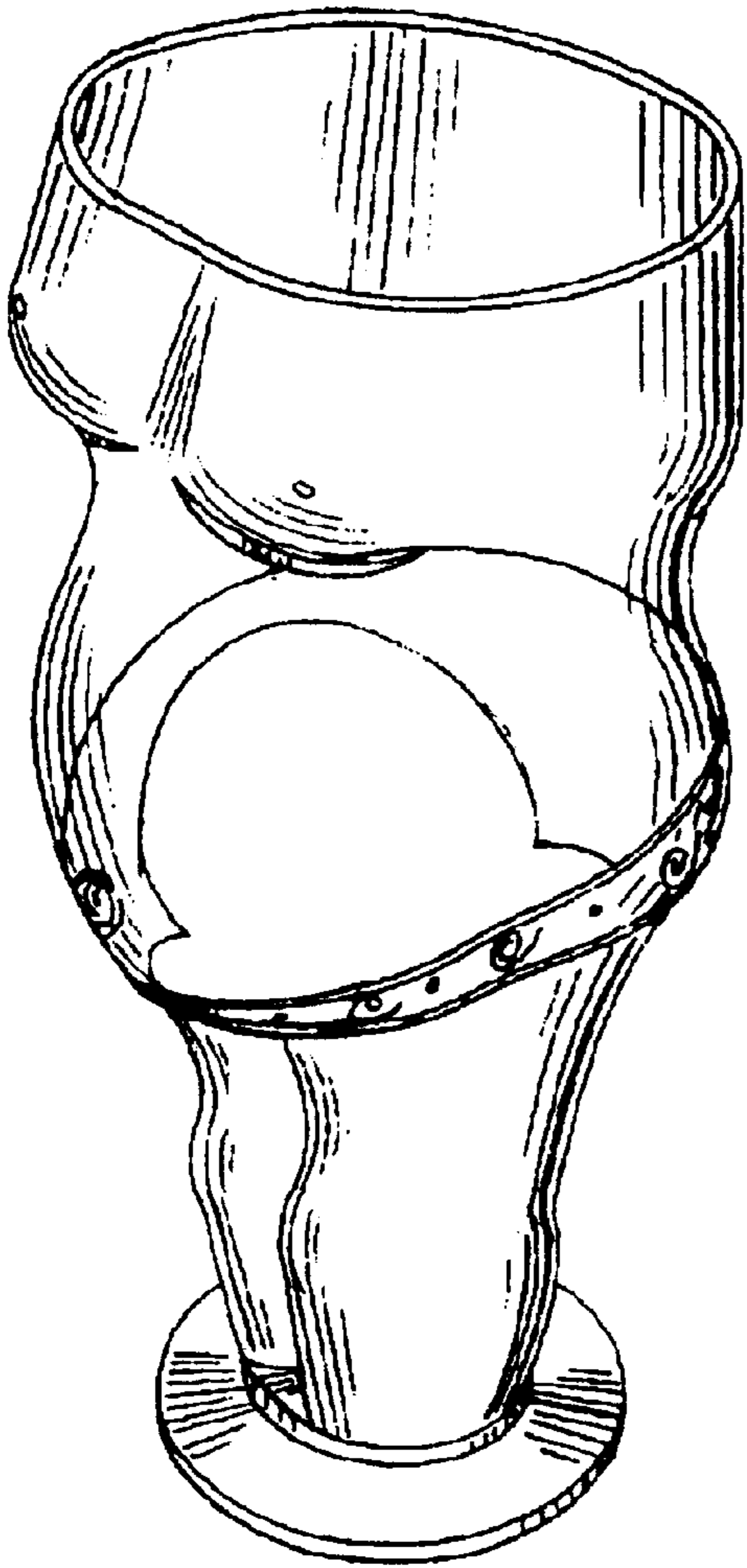


FIG. 2

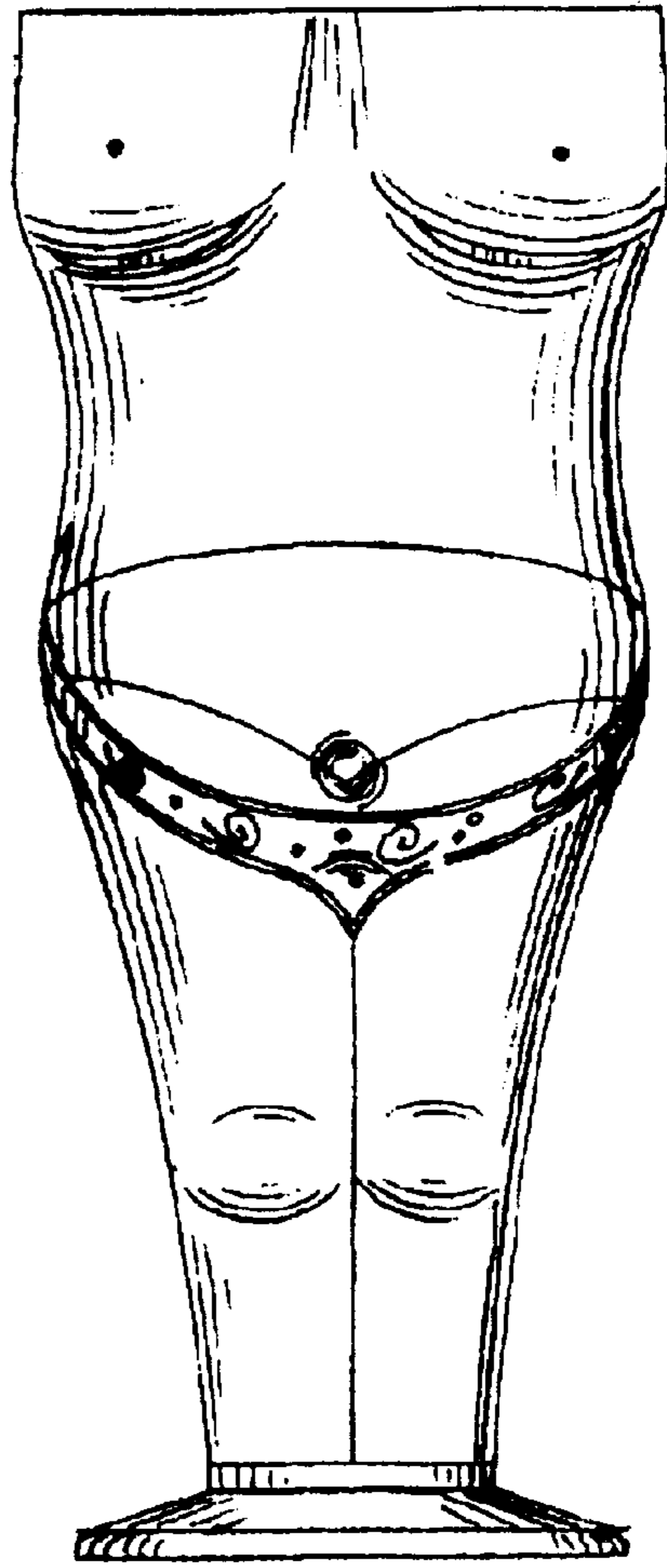


FIG. 3

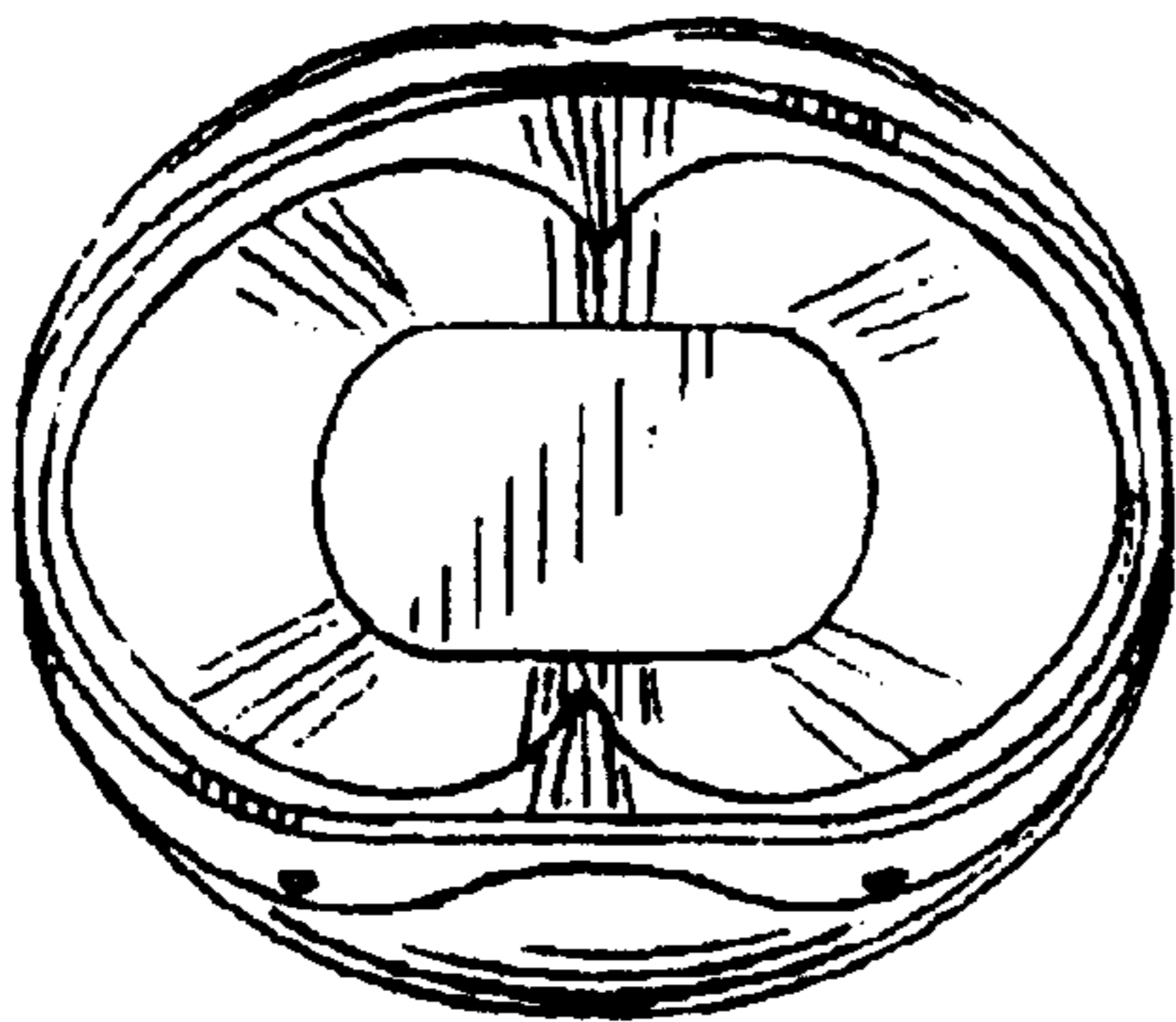
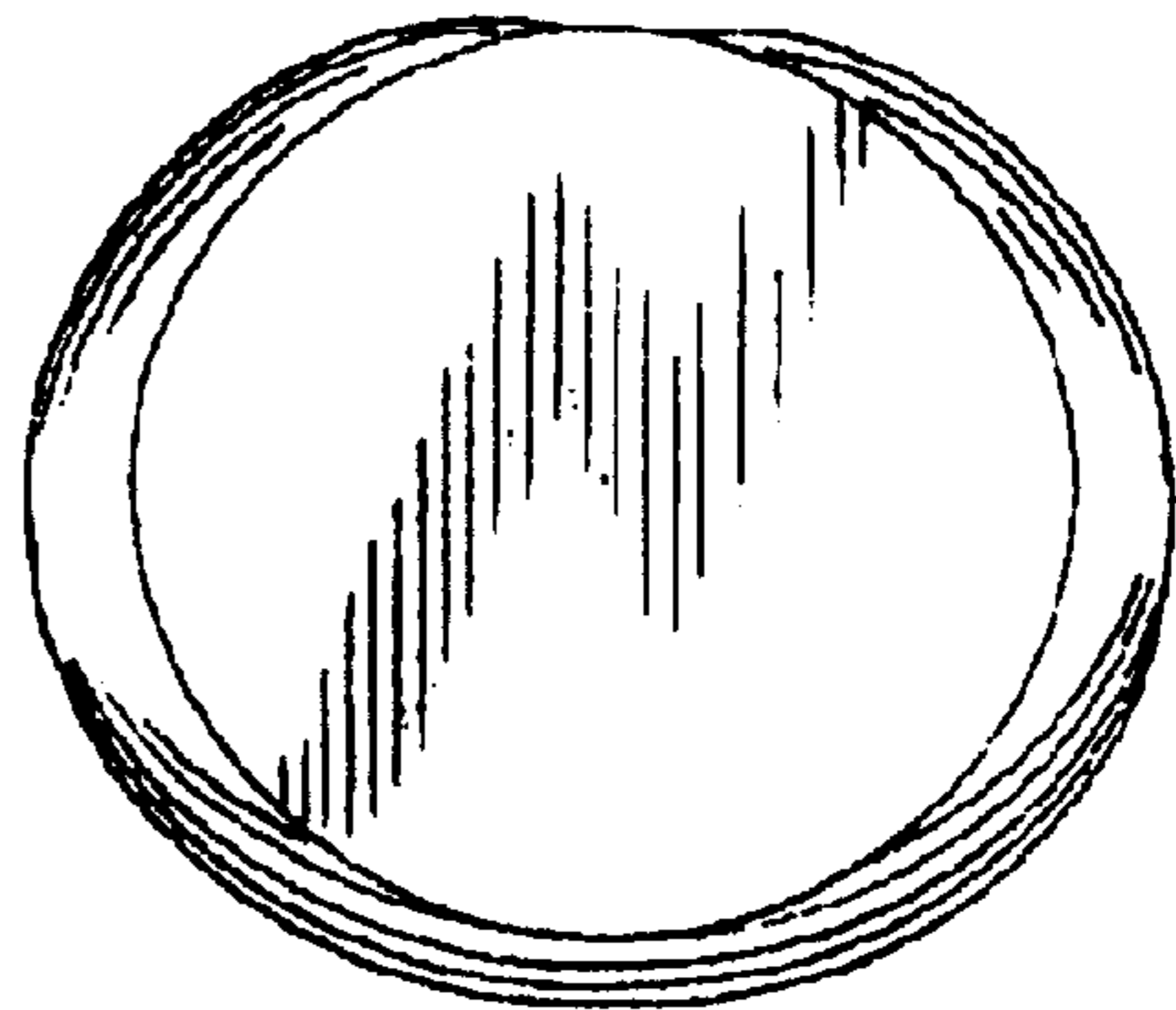


FIG. 4



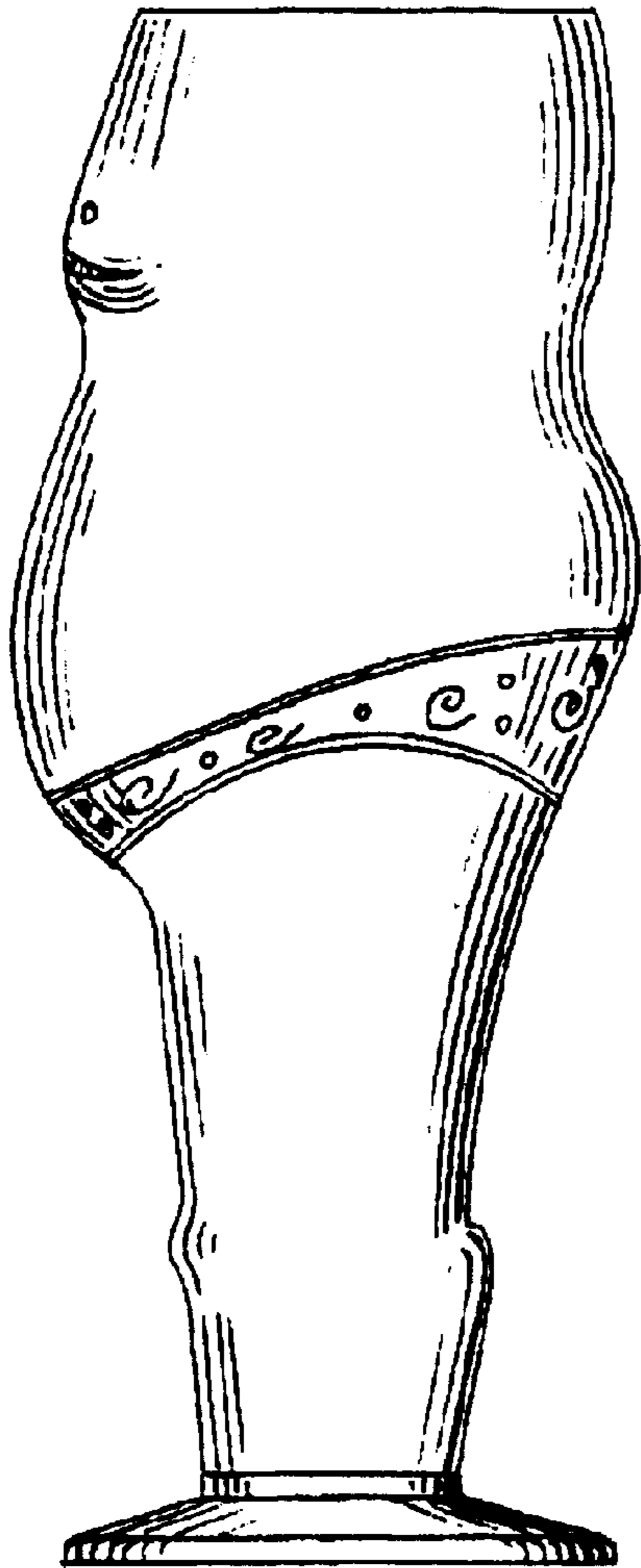


FIG. 5

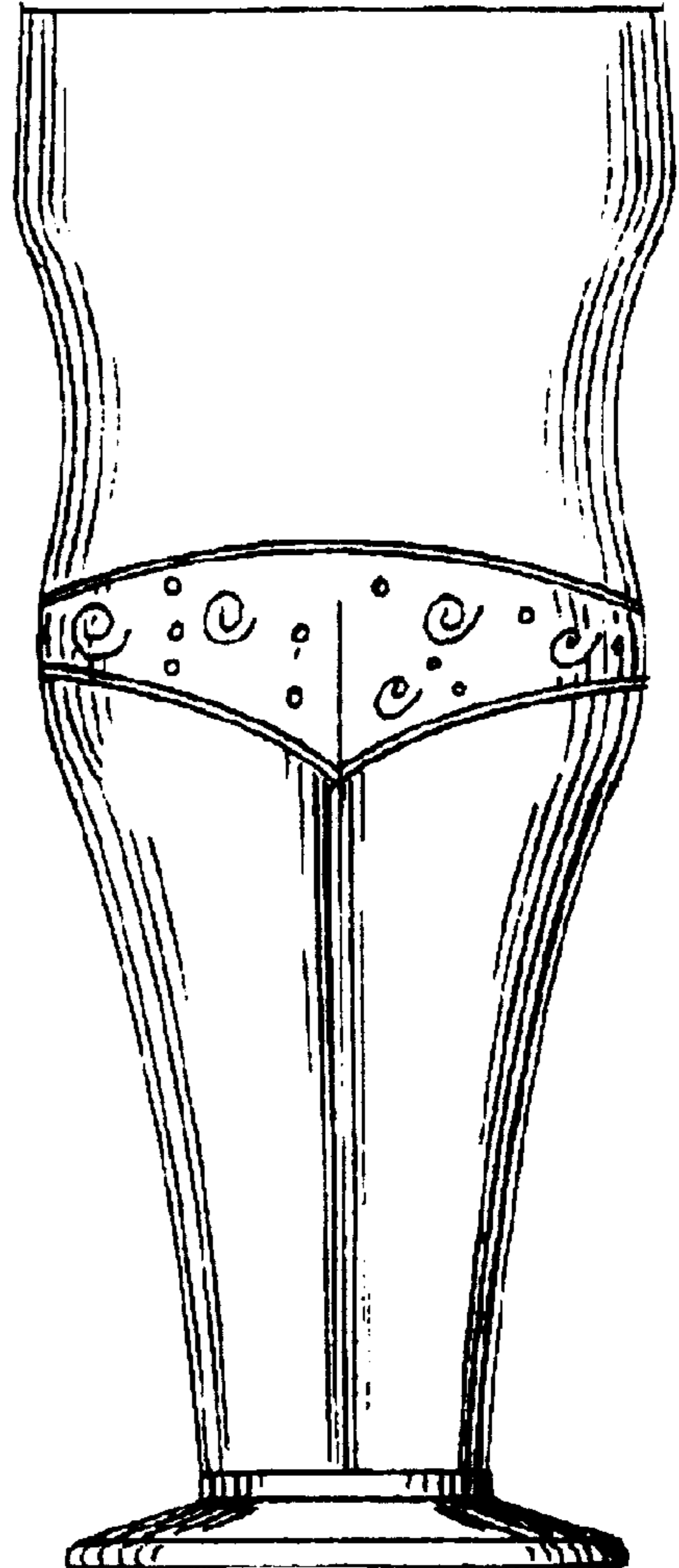


FIG. 6