



US00D462222S

(12) **United States Design Patent**  
**Palmer et al.**

(10) **Patent No.:** **US D462,222 S**

(45) **Date of Patent:** **\*\* Sep. 3, 2002**

(54) **WIRE MEDIA STORAGE RACK**

(75) Inventors: **Christopher G. Palmer**, Fremont;  
**Steven A. Gelpman**, San Jose, both of  
CA (US)

(73) Assignee: **The Mead Corporation**, Dayton, OH  
(US)

(\*\*) Term: **14 Years**

(21) Appl. No.: **29/145,901**

(22) Filed: **Jul. 31, 2001**

(51) **LOC (7) Cl.** ..... **06-04**

(52) **U.S. Cl.** ..... **D6/630**

(58) **Field of Search** ..... D6/407, 629, 630,  
D6/631, 410-415, 449, 458, 459, 460-468;  
108/59, 76, 91, 92, 102, 106, 108, 132;  
206/307, 307.1, 308.1, 310, 387.15; 211/13.1,  
34, 36-38, 40-41.12, 55-58, 74, 77, 78,  
85.6, 126.9, 134, 144, 163, 181.1, 194;  
312/9.1, 9.47-9.64, 348.3

(56) **References Cited**

**U.S. PATENT DOCUMENTS**

D338,700 S	*	8/1993	Webb	.....	D6/462 X
D364,979 S	*	12/1995	Thomas et al.	.....	D6/465
D396,985 S	*	8/1998	Burnett	.....	D6/630
D430,443 S	*	9/2000	Dardashti	.....	D6/630
D431,747 S	*	10/2000	Dardashti	.....	D6/630
D444,020 S	*	6/2001	Muth	.....	D6/630

**OTHER PUBLICATIONS**

Pure Design CD Storage Tower "Product #1", 1994 (one page).

Pure Design CD Storage Tower "Mantis CD Product #2", 1995 (one page).

Pure Design CD Storage Tower "2012 Splint" date unknown; (one web page printout and 5 photographs).

\* cited by examiner

*Primary Examiner*—Cathron C. Brooks

(74) *Attorney, Agent, or Firm*—Thompson Hine LLP

(57) **CLAIM**

The ornamental design for a wire media storage rack, as shown and described.

**DESCRIPTION**

FIG. 1 is a front perspective view of one embodiment of the wire media storage rack of the present invention;

FIG. 2 is a front view of the wire media storage rack of FIG. 1;

FIG. 3 is a rear view of the wire media storage rack of FIG. 1;

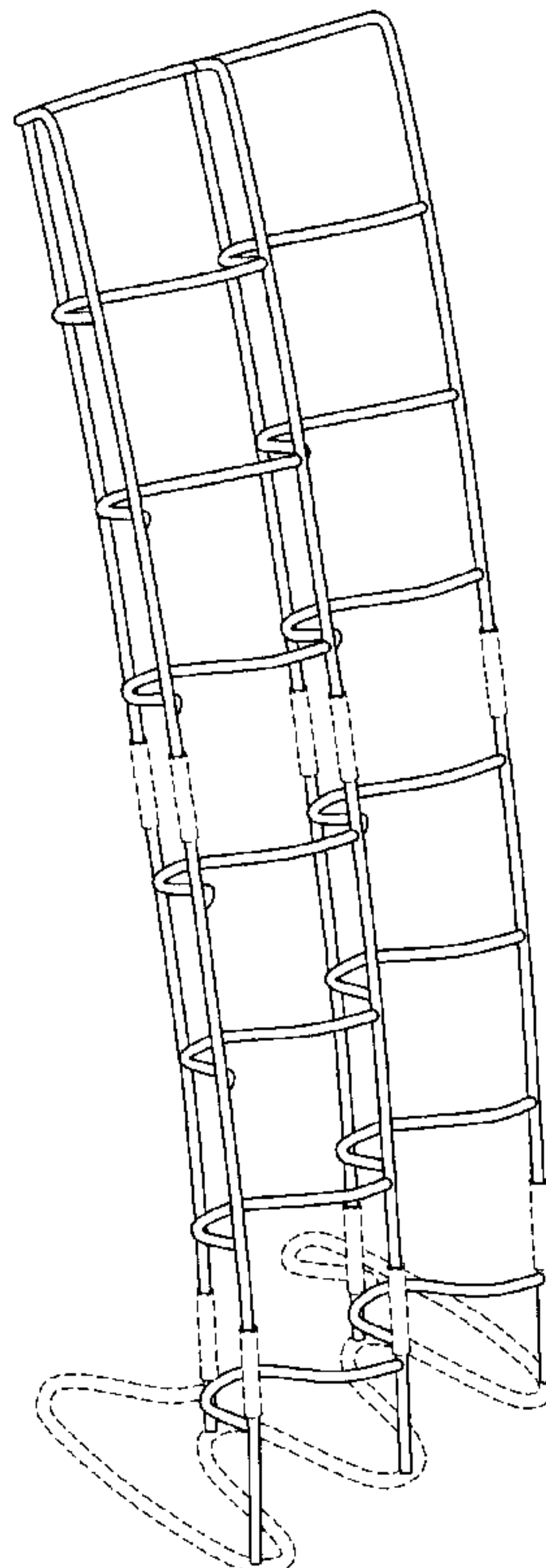
FIG. 4 is a left side view of the wire media storage rack of FIG. 1, the right side view being a mirror image thereof;

FIG. 5 is a top view of the wire media storage rack of FIG. 1; and,

FIG. 6 is a bottom view of the wire media storage rack of FIG. 1.

The broken lines are for illustrative purposes only and form no part of the claimed design.

**1 Claim, 5 Drawing Sheets**



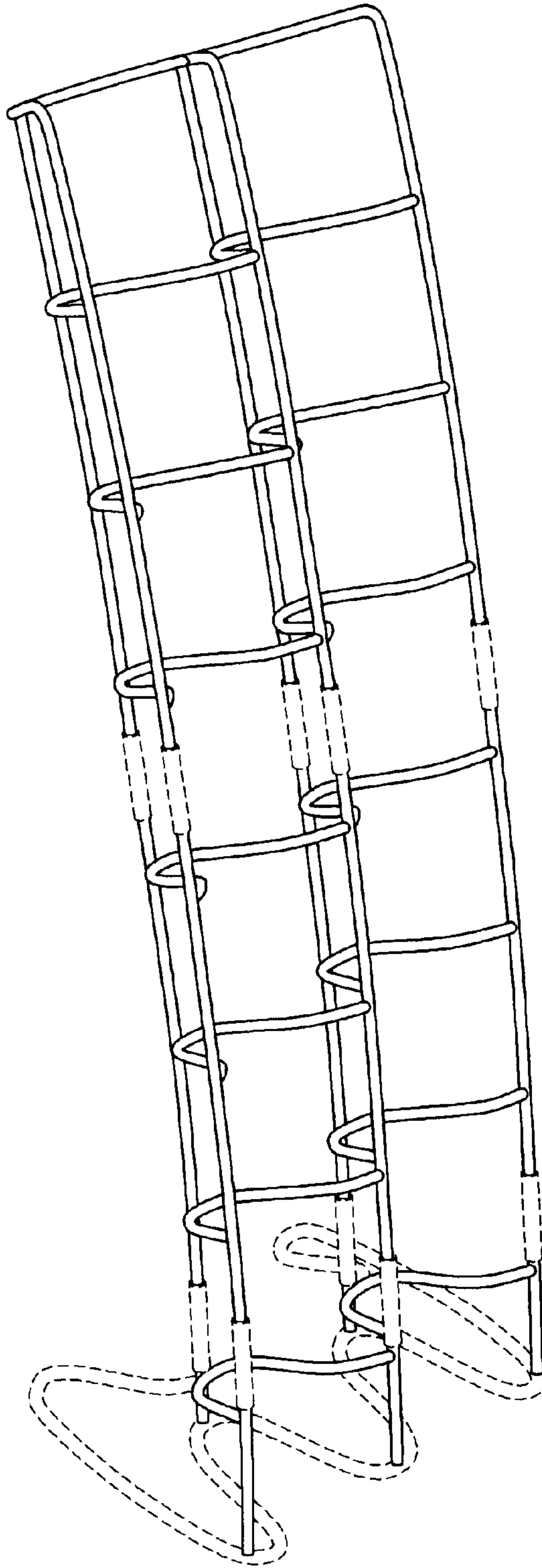


FIG. 1

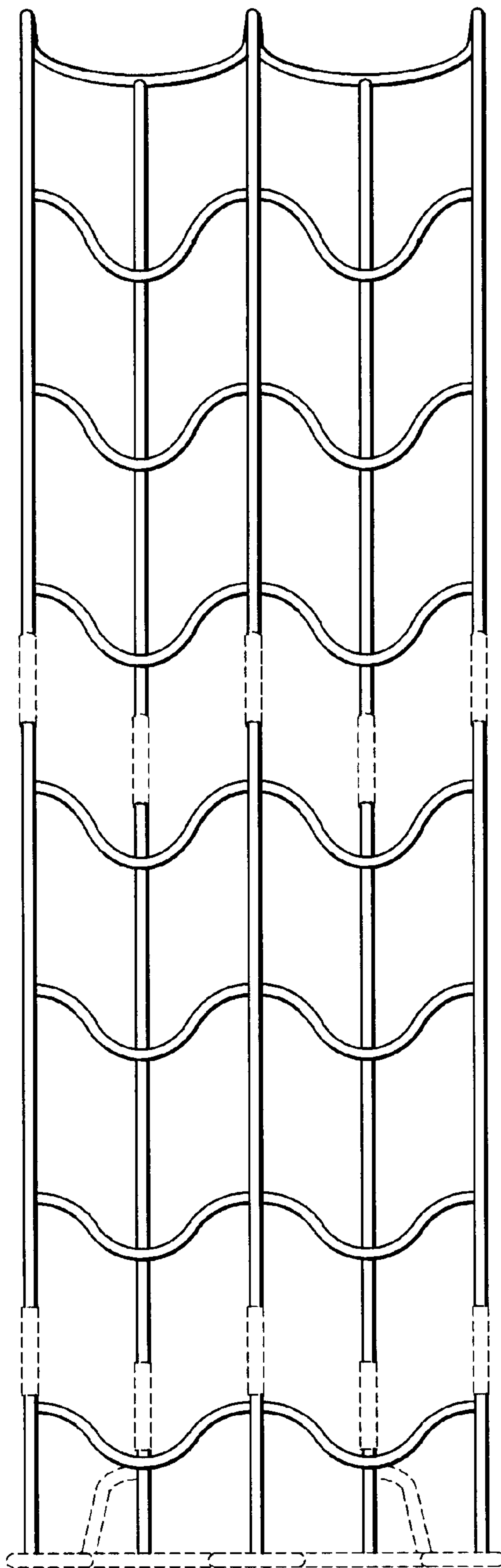


FIG. 2

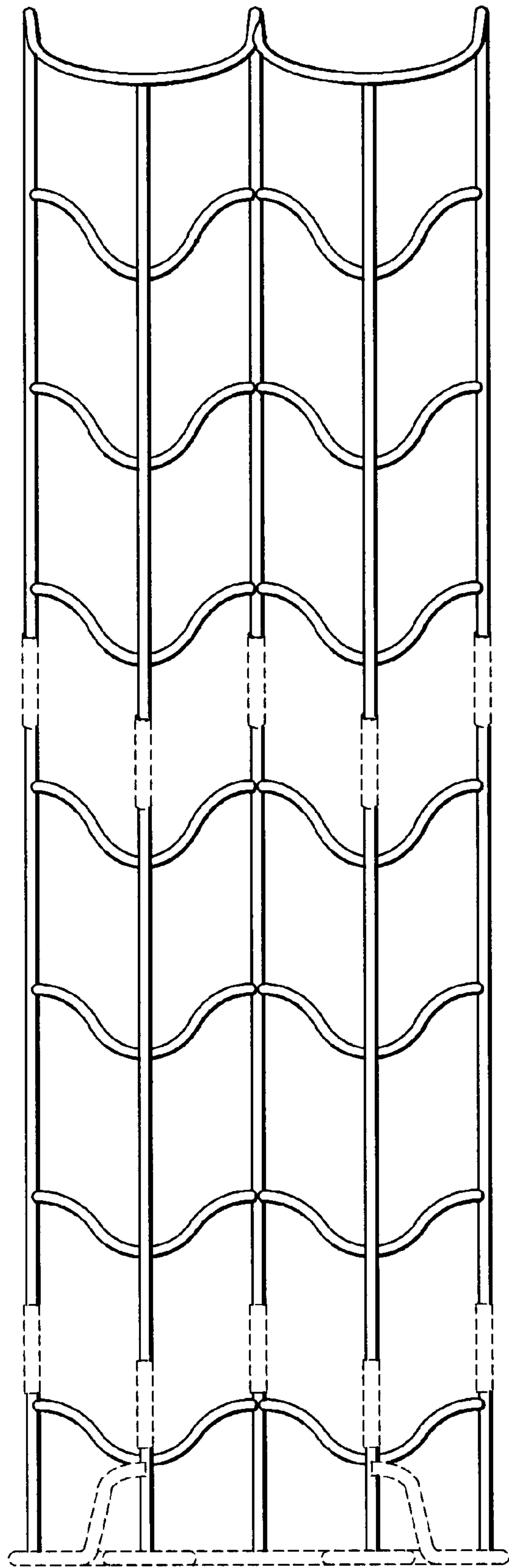


FIG. 3

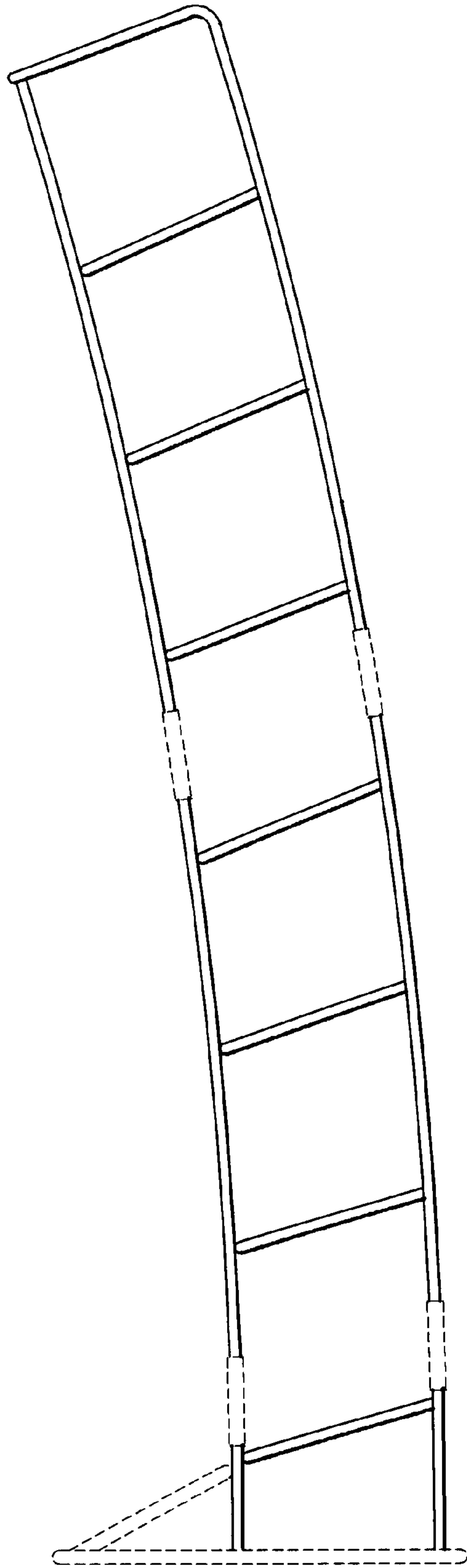


FIG. 4



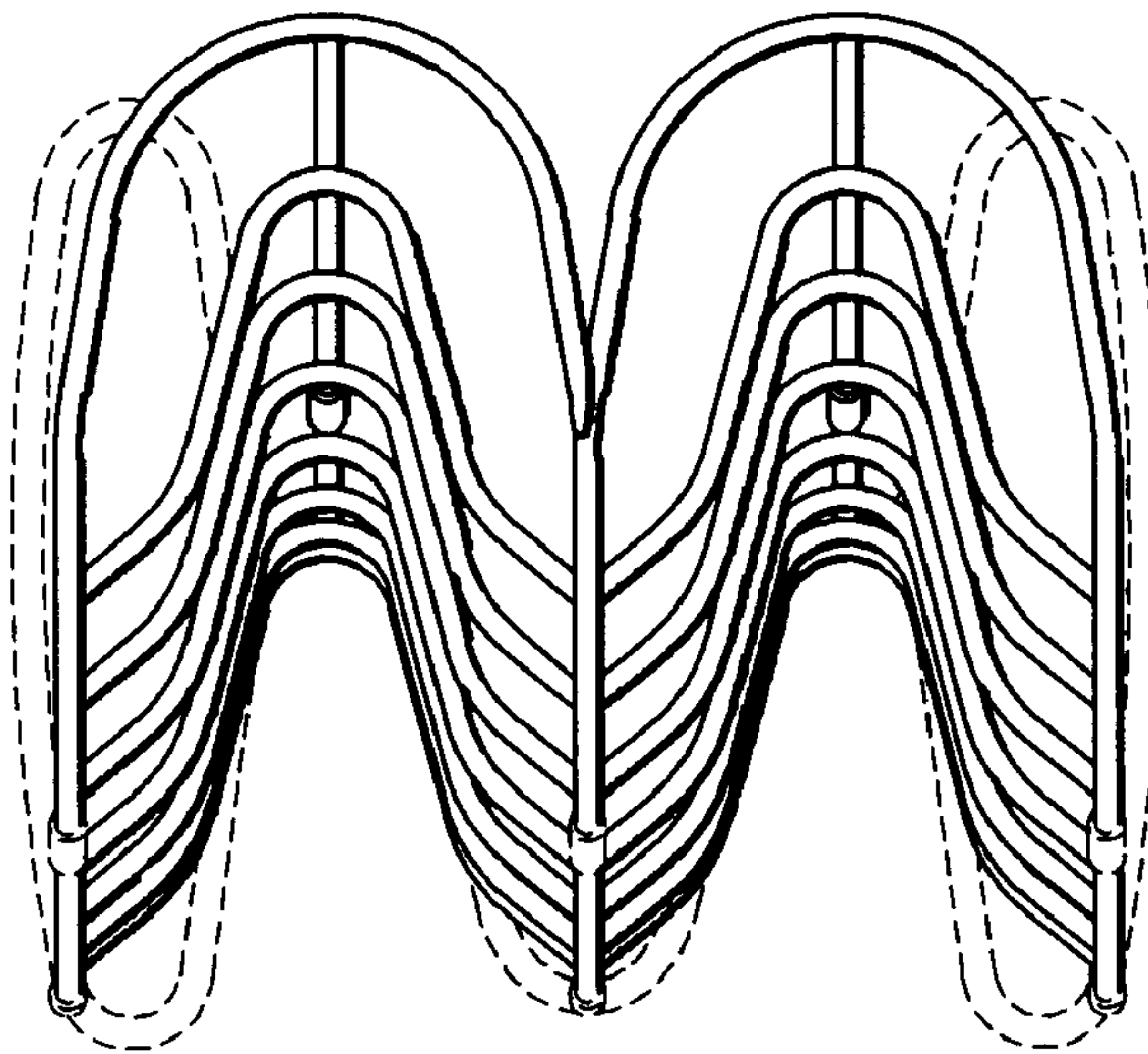


FIG. 5

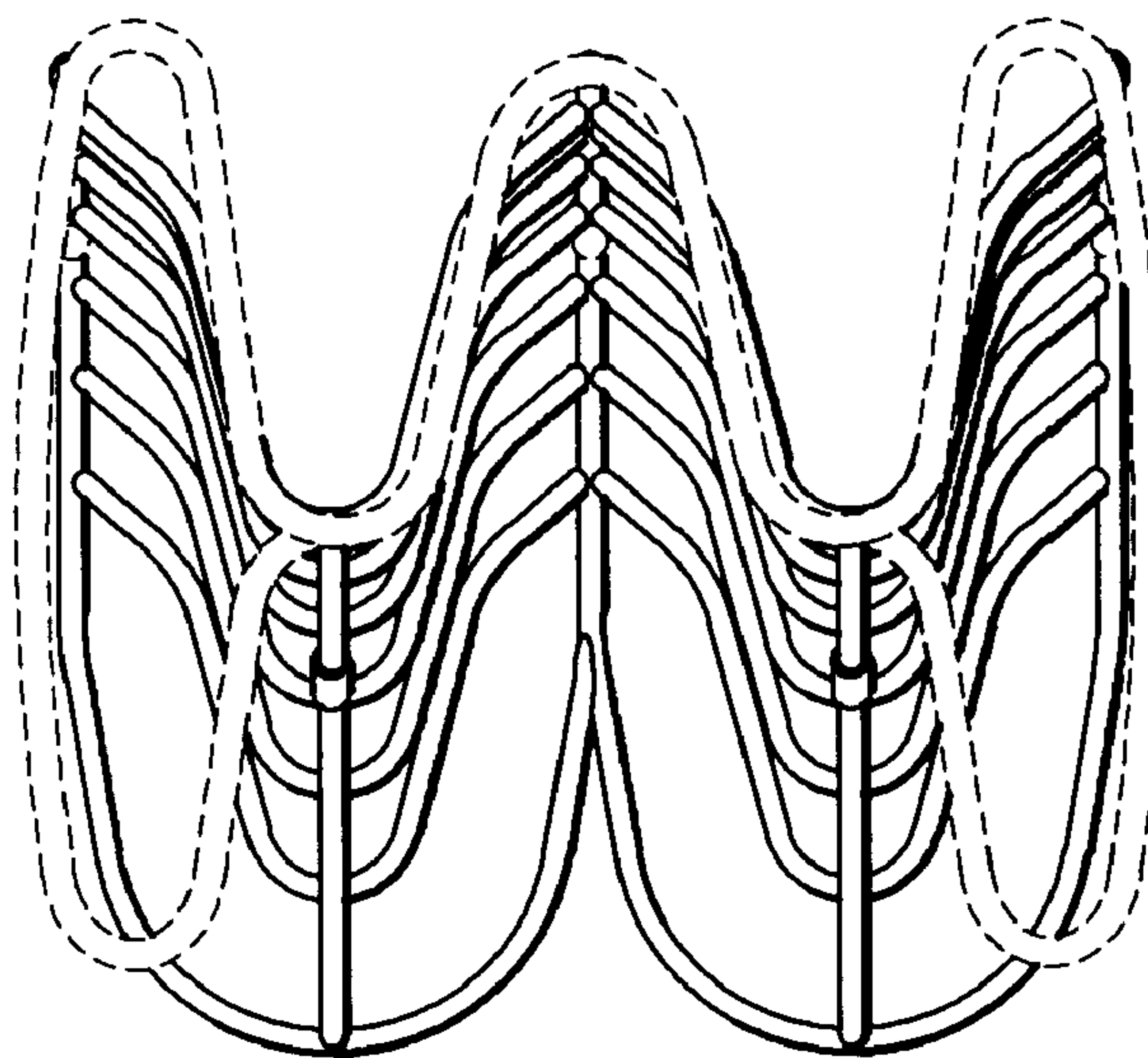


FIG. 6