



US00D462212S

(12) **United States Design Patent**
Kureghian

(10) **Patent No.:** **US D462,212 S**

(45) **Date of Patent:** **** Sep. 3, 2002**

(54) **TISSUE DISPENSER FOR CUP HOLDERS**

D376,501 S * 12/1996 Spaseska D6/518
D440,089 S * 4/2001 Lillelund et al. D6/534

(76) Inventor: **Nenet Kureghian**, 19969 Eagle Ridge
La., Northridge, CA (US) 91326

* cited by examiner

(**) Term: **14 Years**

Primary Examiner—Brian N. Vinson

(21) Appl. No.: **29/128,138**

(57) **CLAIM**

(22) Filed: **Aug. 18, 2000**

The ornamental design for a tissue dispenser for cup holders,
as shown and described.

(51) **LOC (7) Cl.** **20-02**

DESCRIPTION

(52) **U.S. Cl.** **D6/515; D6/519**

(58) **Field of Search** D6/515, 518, 517,
D6/519, 527, 516, 531, 535; 211/13.1,
65, 75; 206/233, 38, 225, 226; 221/26,
33, 45, 282

FIG. 1 is a top, front, right side perspective view of the tissue
dispenser for cup holders of the present invention;

FIG. 2 is a front elevational view of the tissue dispenser for
cup holders of FIG. 1, the rear view being a mirror image
thereof;

(56) **References Cited**

FIG. 3 is a left side elevational view of the tissue dispenser
for cup holders of FIG. 1, the right view being a mirror
image thereof;


U.S. PATENT DOCUMENTS

3,801,056 A	4/1974	Brody	
4,138,034 A	2/1979	Mccarthy	
4,180,160 A	12/1979	Ogawa et al.	
4,219,129 A	8/1980	Sedgwick	
D273,843 S	5/1984	Urion	
5,029,787 A	7/1991	Florentin	
D360,790 S	* 8/1995	Landis II, et al. D6/518

FIG. 4 is a top plan view of the tissue dispenser for cup
holders of FIG. 1; and,

FIG. 5 is a bottom plan view of the tissue dispenser for cup
holders of FIG. 1.

1 Claim, 2 Drawing Sheets






Fig. 1

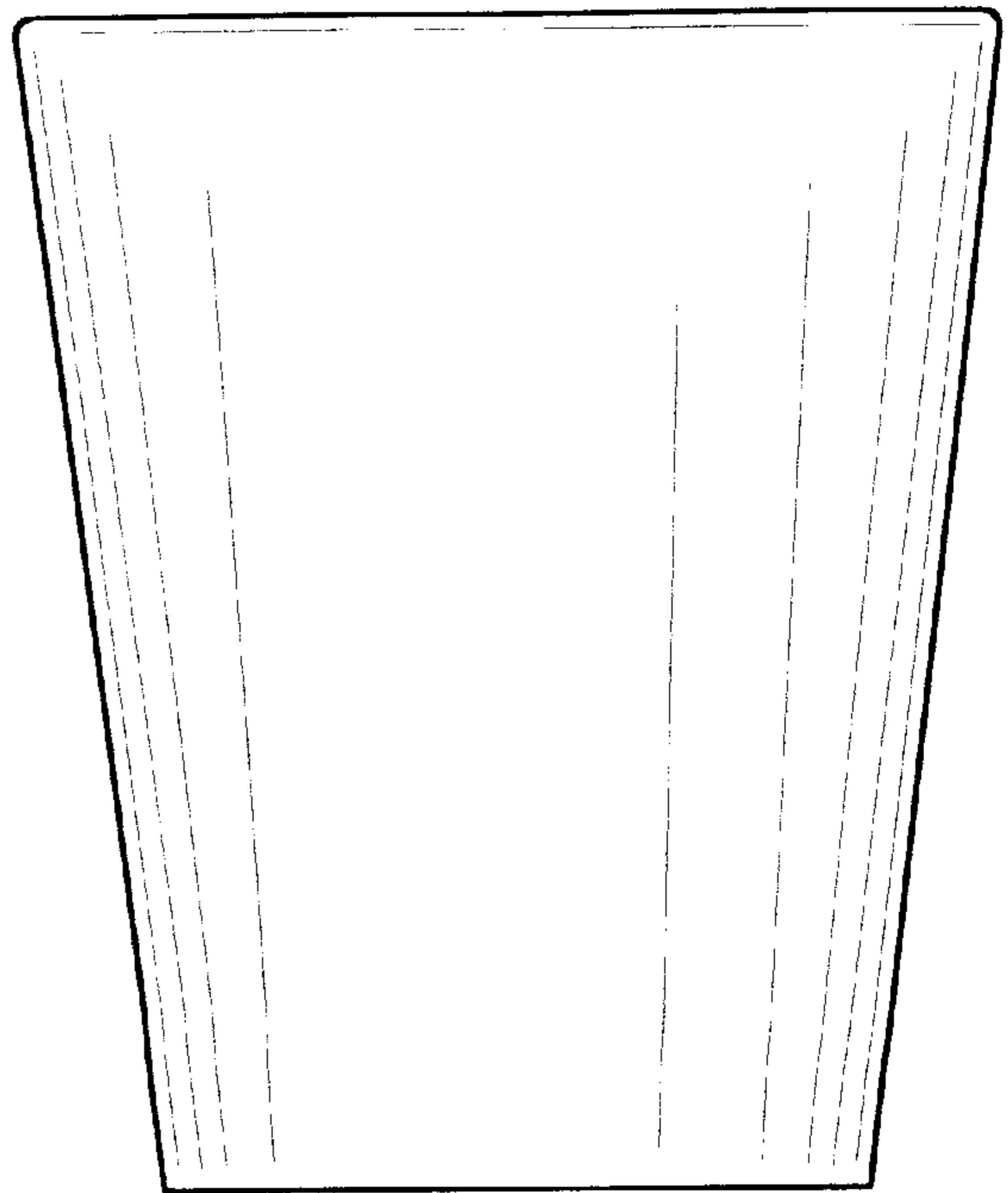


Fig. 2

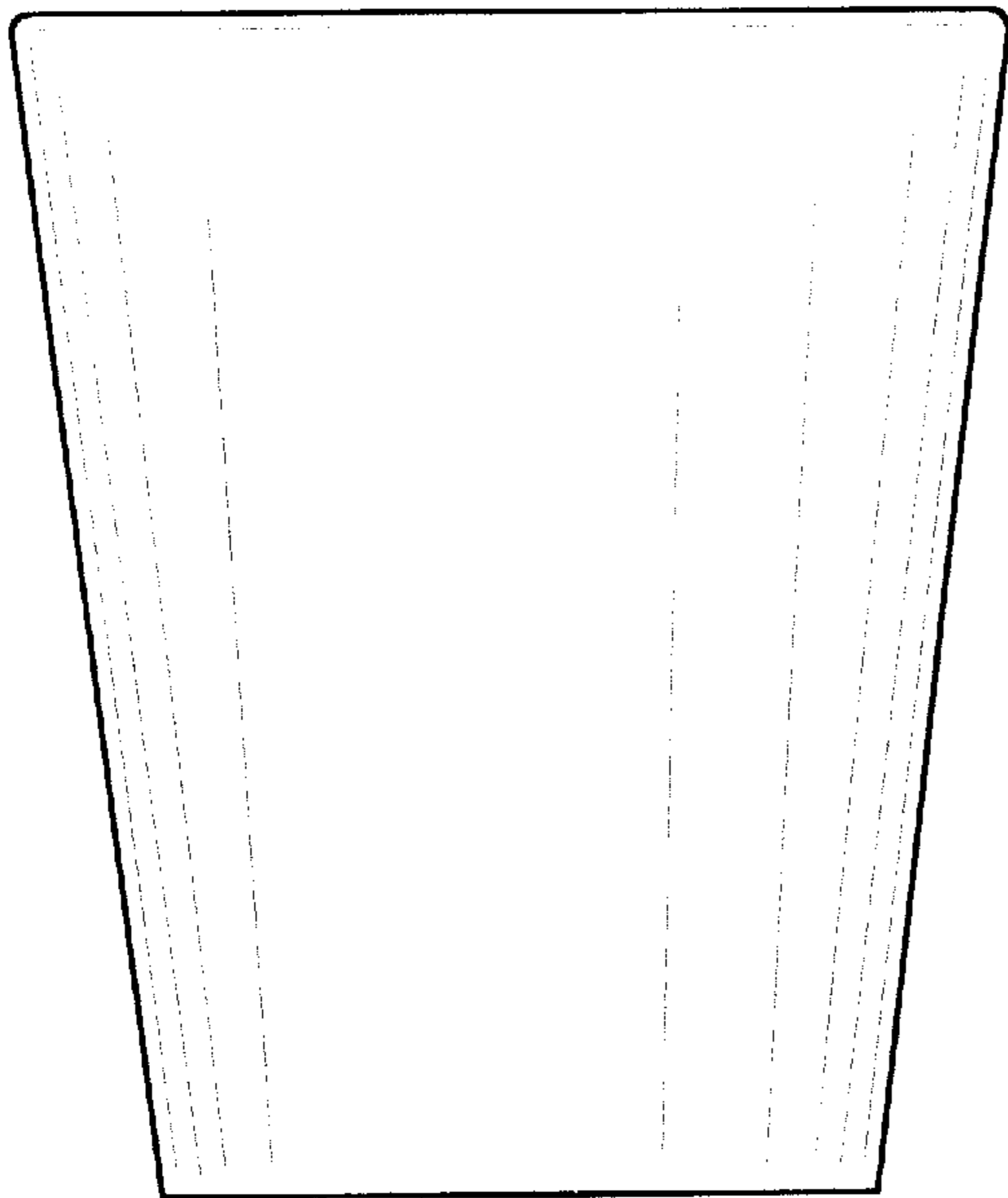


Fig. 3

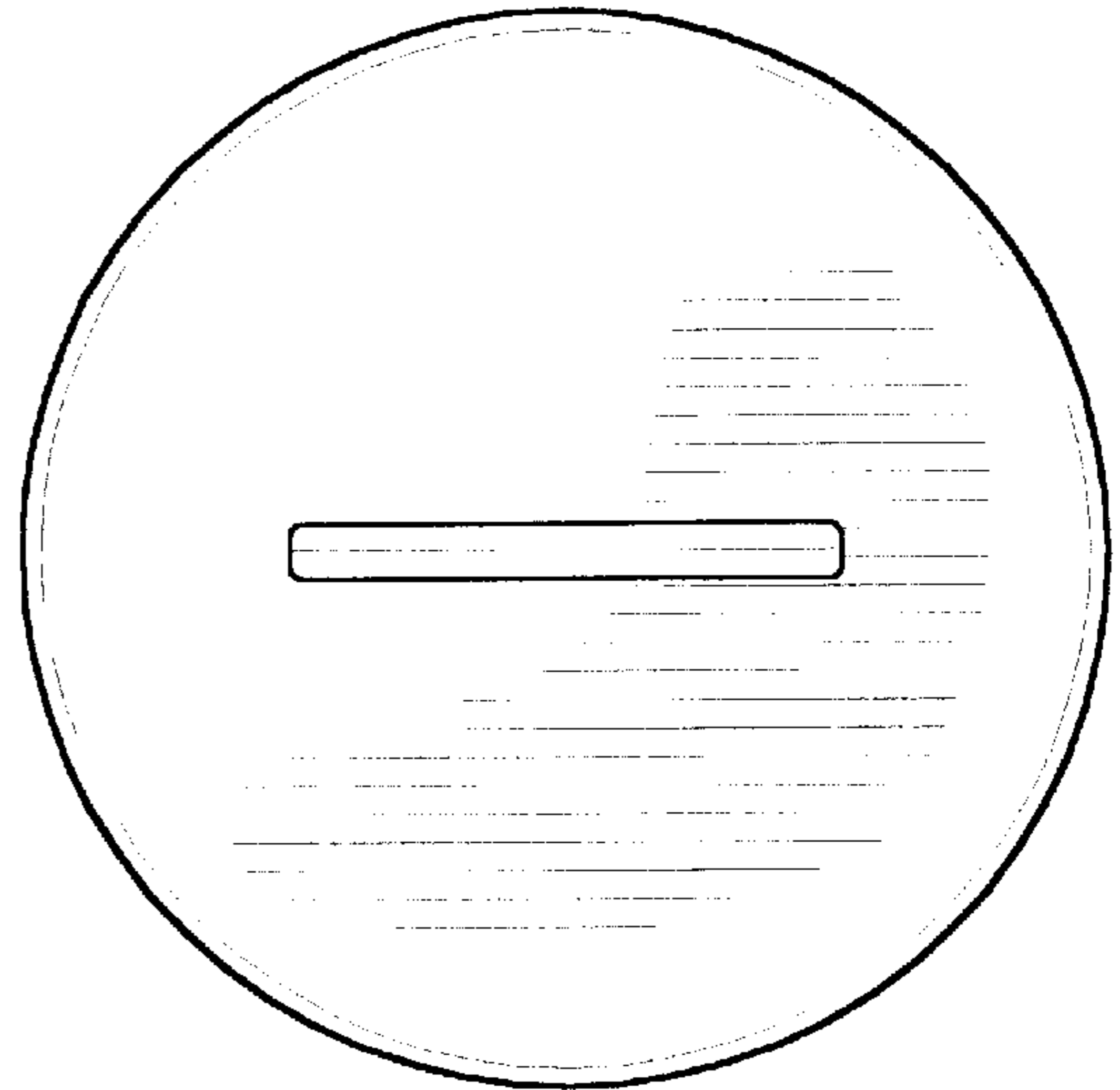


Fig. 4

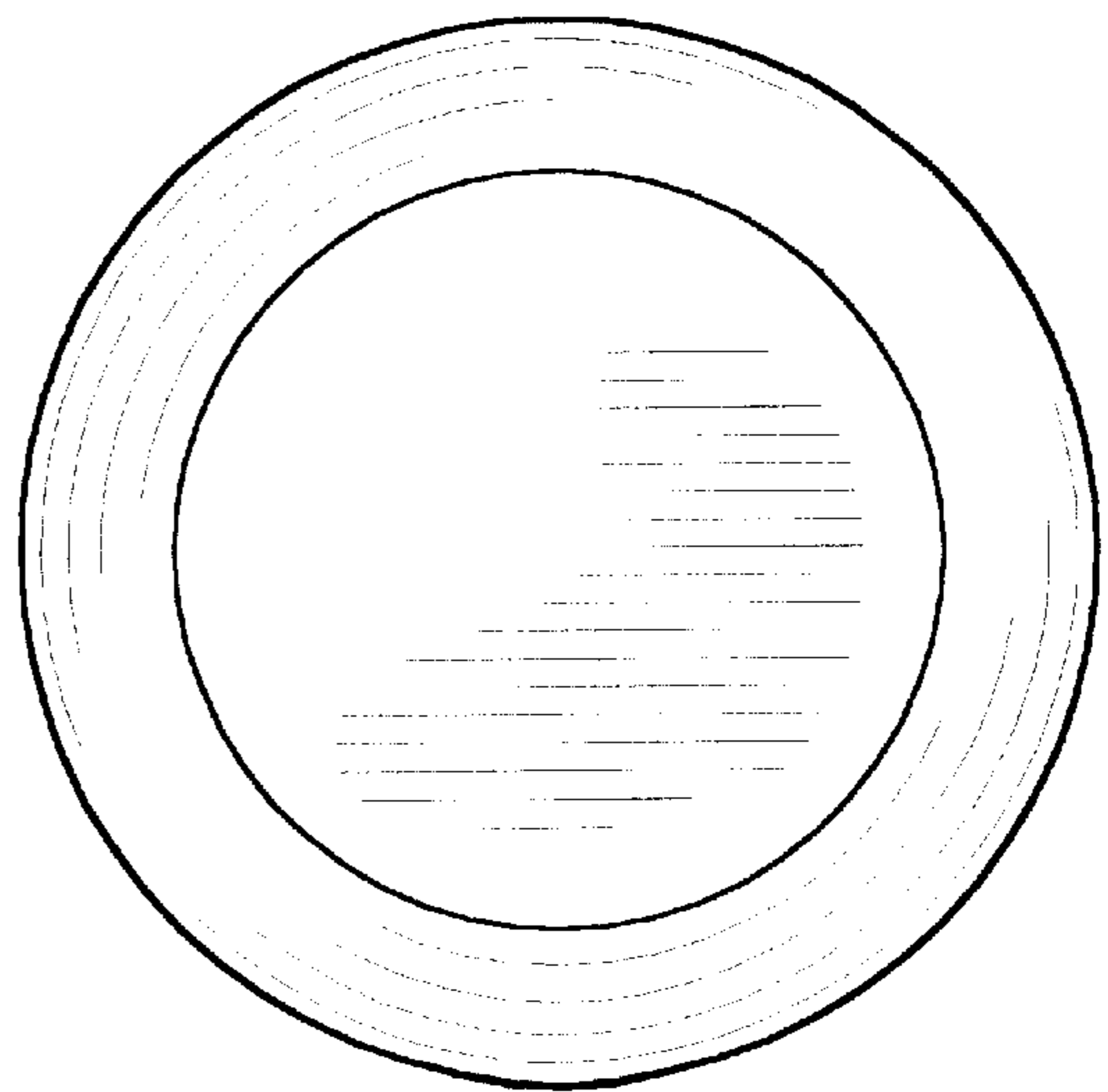


Fig. 5