



US00D462205S

(12) **United States Design Patent**  
**De Blaay**

(10) **Patent No.:** **US D462,205 S**

(45) **Date of Patent:** **\*\* Sep. 3, 2002**

(54) **PANEL FOR CABINET DOOR**

(75) **Inventor:** **William E. De Blaay**, Manlius, NY  
(US)

(73) **Assignee:** **L. & J. G. Stickley, Inc.**, Manlius, NY  
(US)

(\*\*) **Term:** **14 Years**

(21) **Appl. No.:** **29/153,837**

(22) **Filed:** **Jan. 11, 2002**

(51) **LOC (7) Cl.** ..... **06-06**

(52) **U.S. Cl.** ..... **D6/493**

(58) **Field of Search** ..... D6/432-448, 492,  
D6/493, 506, 510; 312/138.1, 196, 204,  
224, 238, 278, 279, 291

(56) **References Cited**

**U.S. PATENT DOCUMENTS**

- D42,842 S \* 7/1912 Mindum et al. .... D6/434
- D96,188 S \* 7/1935 Kimerly ..... D6/493
- D158,849 S \* 6/1950 Frederick ..... D6/511
- D255,849 S \* 7/1980 Smith, Jr. .... D6/506

- D264,661 S \* 6/1982 Otto ..... D6/493
- D275,435 S \* 9/1984 Adkinson ..... D6/434
- D277,157 S \* 1/1985 Mower et al. .... D6/506
- D348,994 S \* 7/1994 Geske et al. .... D6/434

\* cited by examiner

*Primary Examiner*—Cathron C. Brooks

(74) *Attorney, Agent, or Firm*—Bernhard P. Molldrem, Jr.

(57) **CLAIM**

The ornamental design for a panel for cabinet door, as shown and described.

**DESCRIPTION**

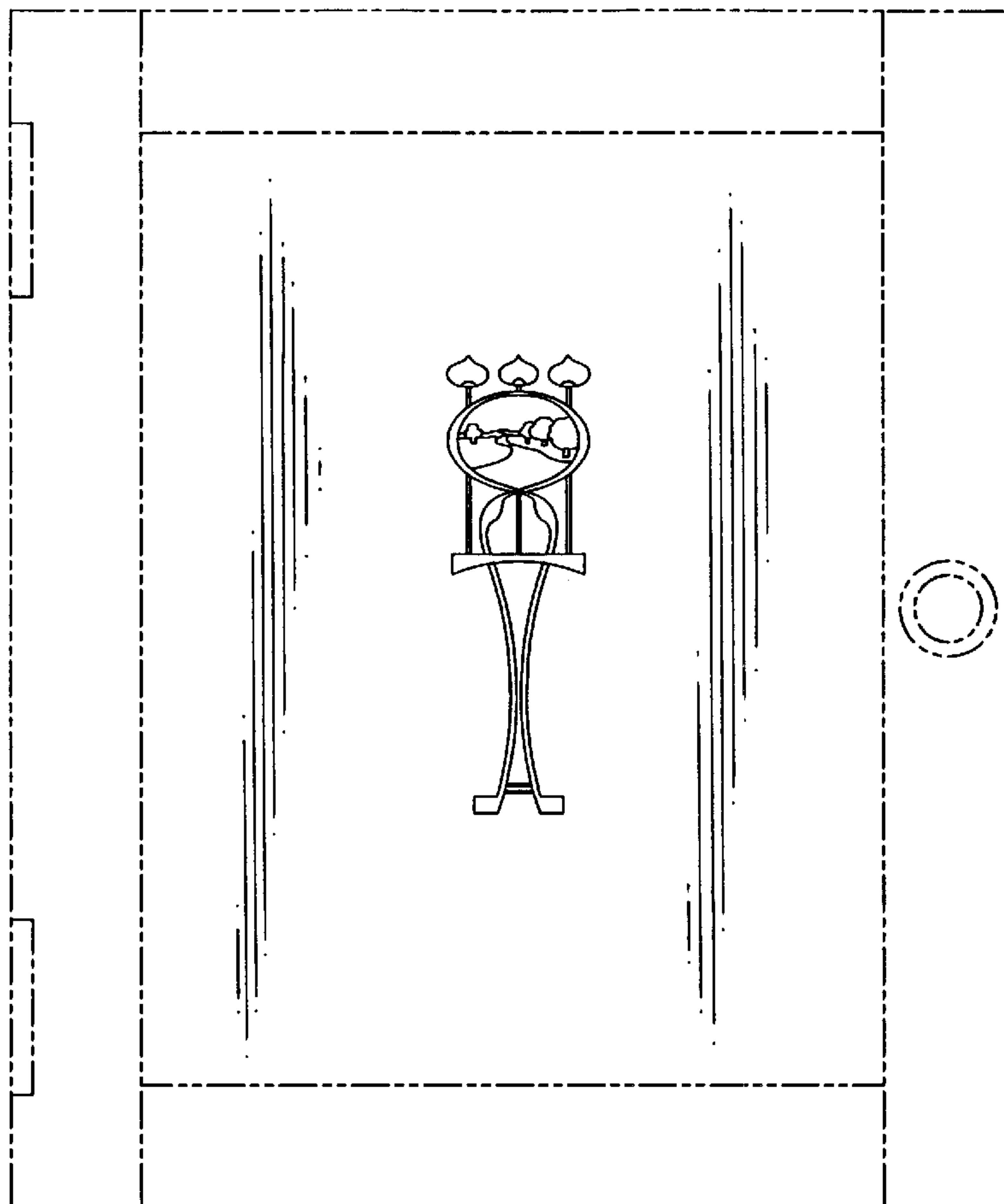
FIG. 1 is a front elevational view of a panel according to my new design, the panel having an inlay design thereon.

FIG. 2 is a right side elevation thereof, the left side elevation being a mirror image; and,

FIG. 3 is a top plan view thereof, the bottom view being a mirror image.

Structural rail members for the cabinet door are shown in ghost line, and do not form part of the claimed design.

**1 Claim, 1 Drawing Sheet**



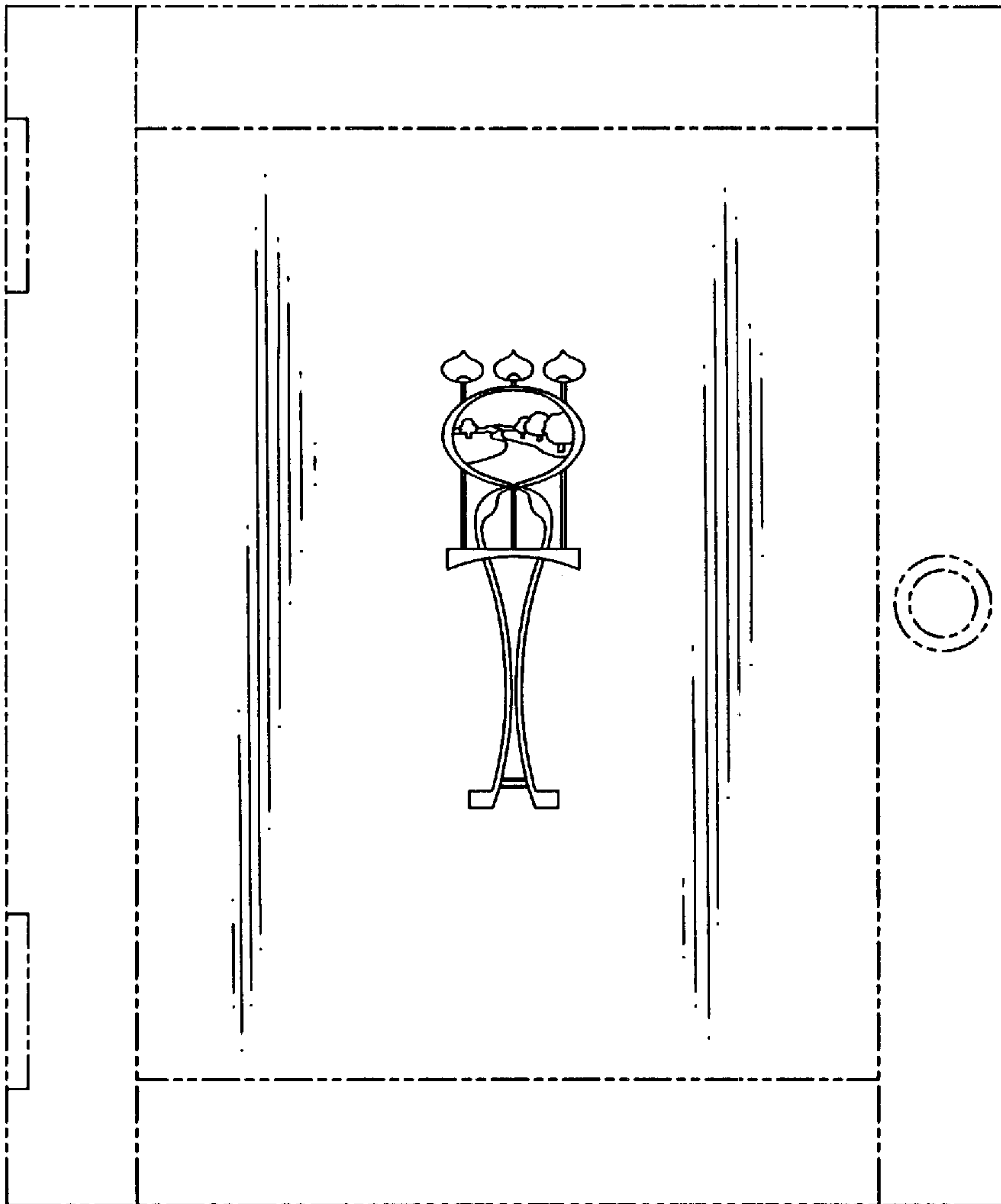


FIG. 1

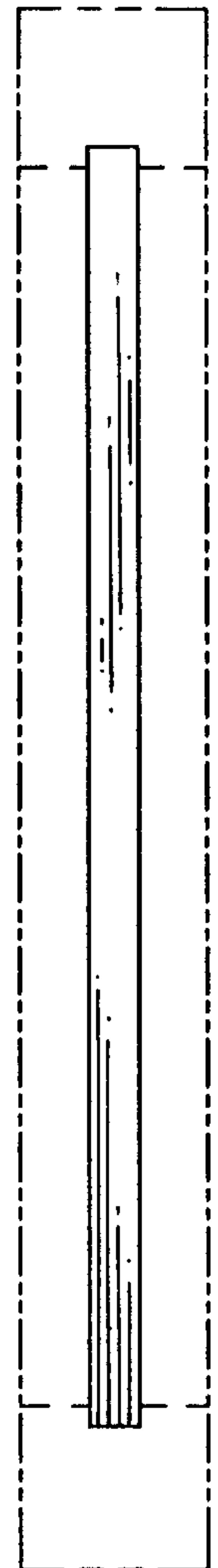


FIG. 2




FIG. 3