



US00D462202S

(12) **United States Design Patent**
Battaglia, Jr. et al.

(10) **Patent No.: US D462,202 S**

(45) **Date of Patent: ** *Sep. 3, 2002**

(54) **DISPLAY RACK**

(75) Inventors: **Joseph M. Battaglia, Jr.**, Frisco; **Denis Peter Gibney**, Dallas, both of TX (US); **Frederick David Lindsay**, Hendersonville, NC (US); **Reggie Wayne Stubblefield**, Garland, TX (US)

(73) Assignee: **RECOT, Inc.**, Pleasanton, CA (US)

(*) Notice: This patent is subject to a terminal disclaimer.

(**) Term: **14 Years**

(21) Appl. No.: **29/152,318**

(22) Filed: **Dec. 20, 2001**

(51) **LOC (7) Cl.** **06-04**

(52) **U.S. Cl.** **D6/465**

(58) **Field of Search** D6/407, 629, 630, D6/631, 410-415, 449, 458, 459, 460-468; 108/59, 76, 91, 92, 102, 106, 108, 132; 206/307, 307.1, 308.1, 310, 387.15; 211/13.1, 34, 36-38, 40-41.12, 55-58, 74, 77, 78, 85.6, 126.9, 134, 144, 163, 181.1, 194; 312/9.1, 9.47-9.64, 348.3

(56) **References Cited**

U.S. PATENT DOCUMENTS

D327,379 S * 6/1992 Driscoll D6/411
5,607,070 A * 3/1997 Hellyer 211/189

D396,597 S * 8/1998 Hollinger D6/629
D400,737 S * 11/1998 DePottey et al. D6/468
D433,253 S * 11/2000 Gingrich et al. D6/479
D450,972 S * 11/2001 Chen D6/630

* cited by examiner

Primary Examiner—Cathron C. Brooks

(74) *Attorney, Agent, or Firm*—Colin P. Cahoon; Carstens, Yee & Cahoon

(57) **CLAIM**

The ornamental design for a display rack, as shown and described.

DESCRIPTION

FIG. 1 is a perspective view of the display rack of the present invention;

FIG. 2 is a front elevation view of the display rack of the present invention, with the rear elevation view a mirror image of the front elevation view;

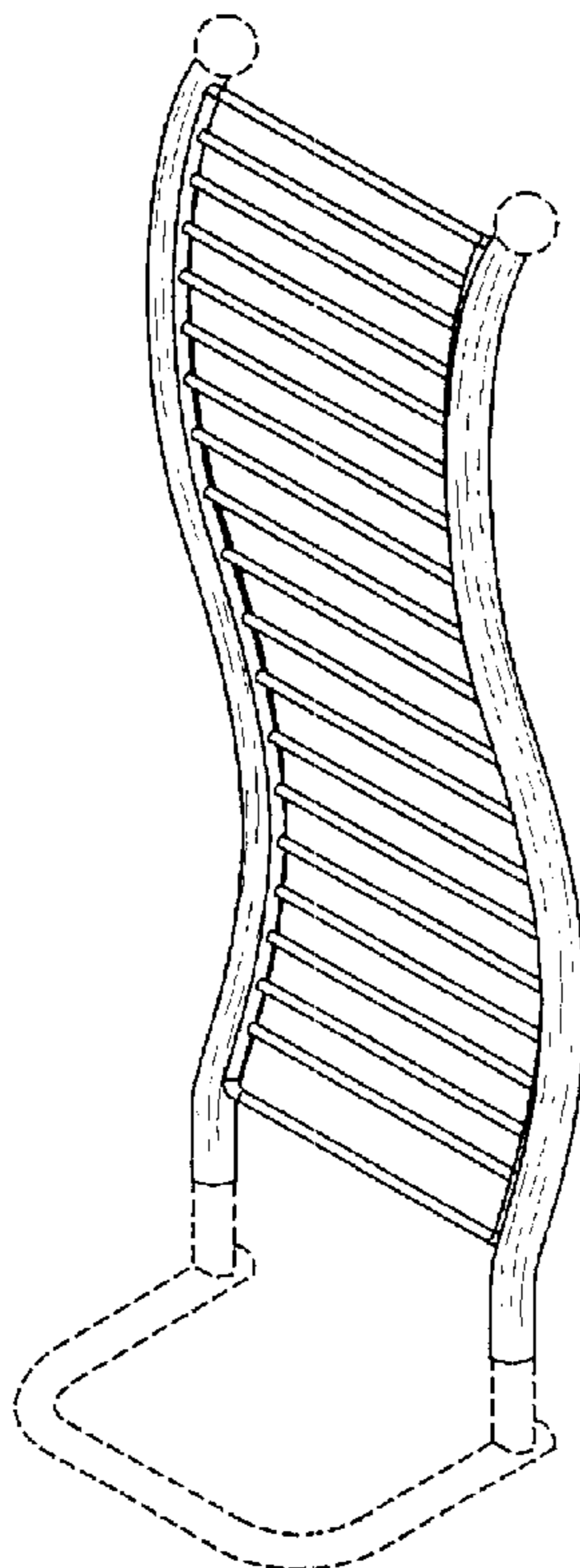
FIG. 3 is a right elevation view of the display rack of the present invention, with the left elevation view a mirror image of the right elevation view;

FIG. 4 is a top plan view of the display rack of the present invention; and,

FIG. 5 is a bottom plan view of the display rack of the present invention.

The broken lines showing a representation of a base and ornamental balls of the display rack, as shown in all Figures, are for illustrative purposes only and form no part of the claimed design.

1 Claim, 2 Drawing Sheets



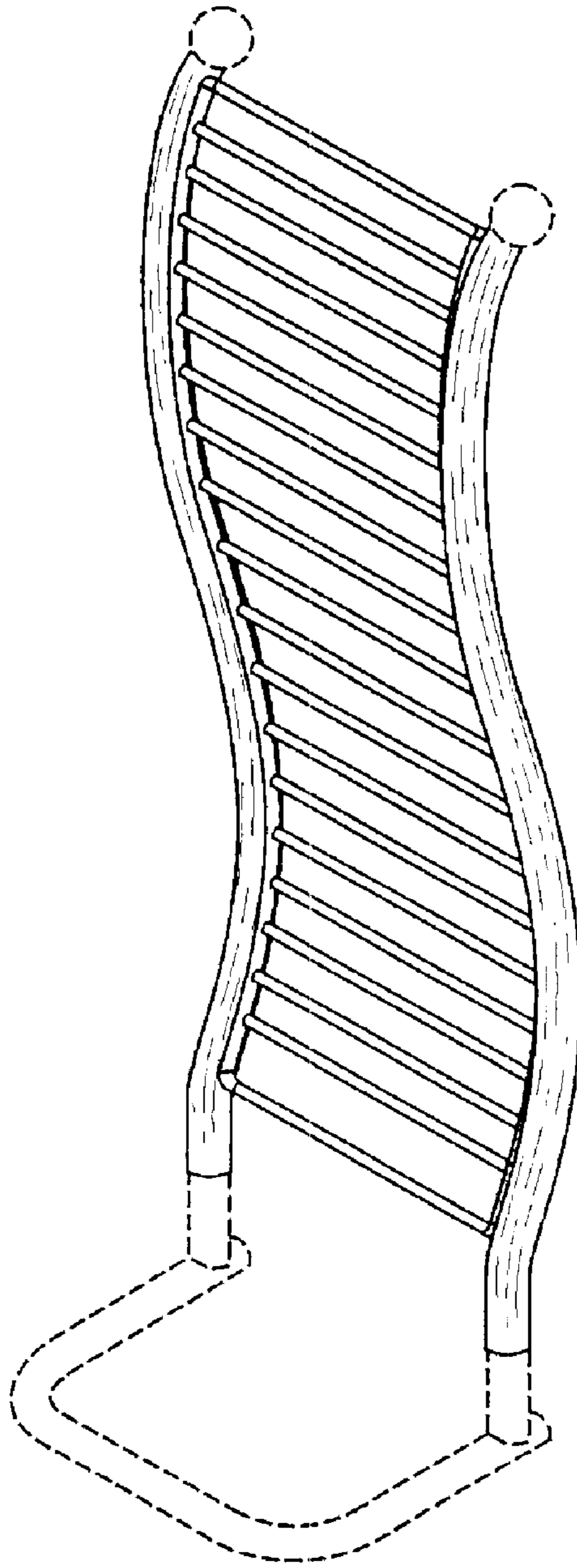


FIG. 1

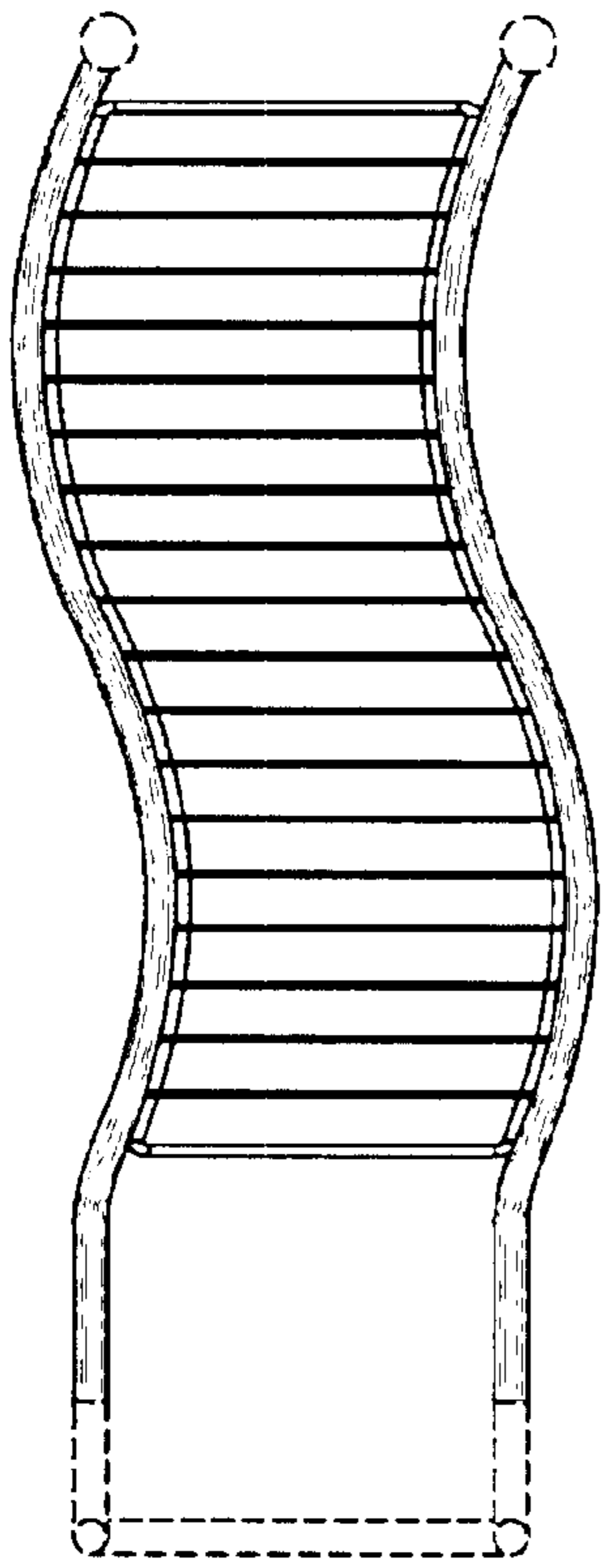


FIG. 2




FIG. 3

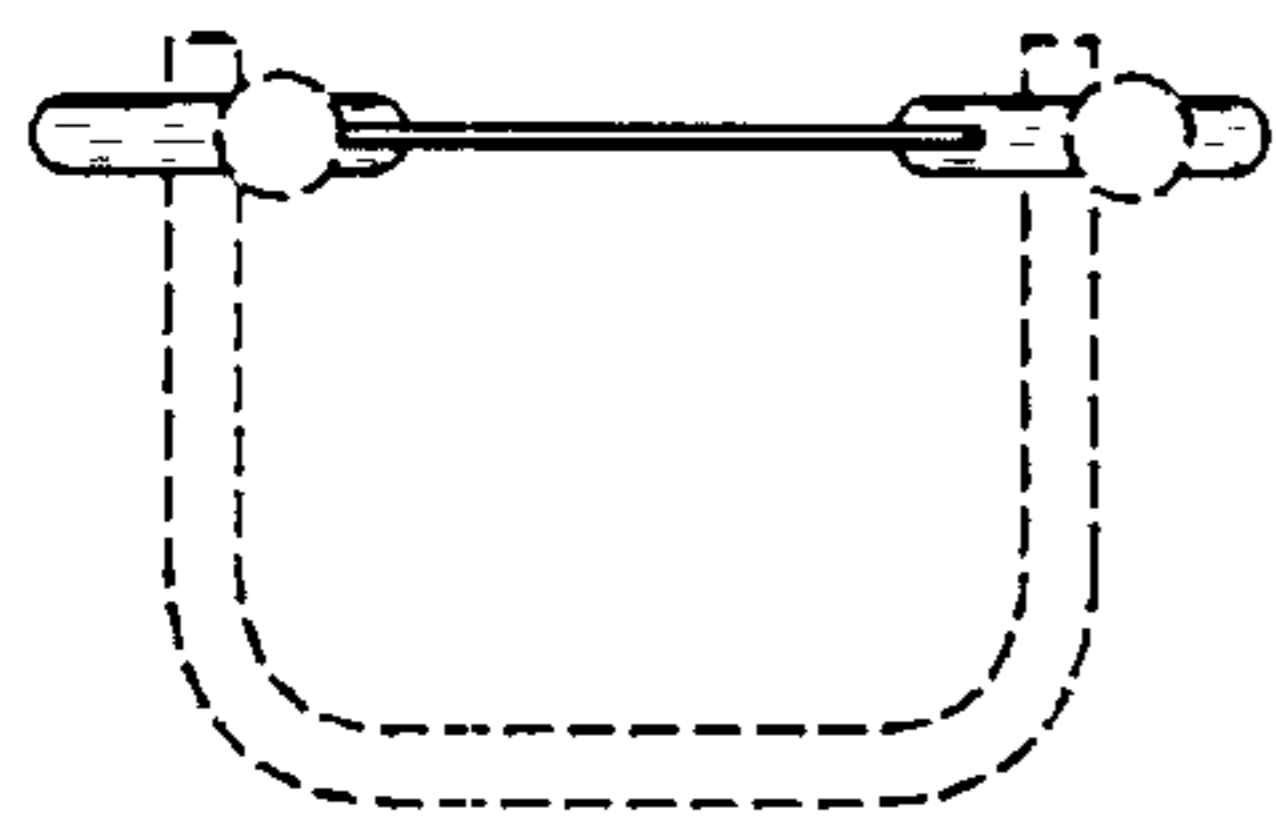


FIG. 4

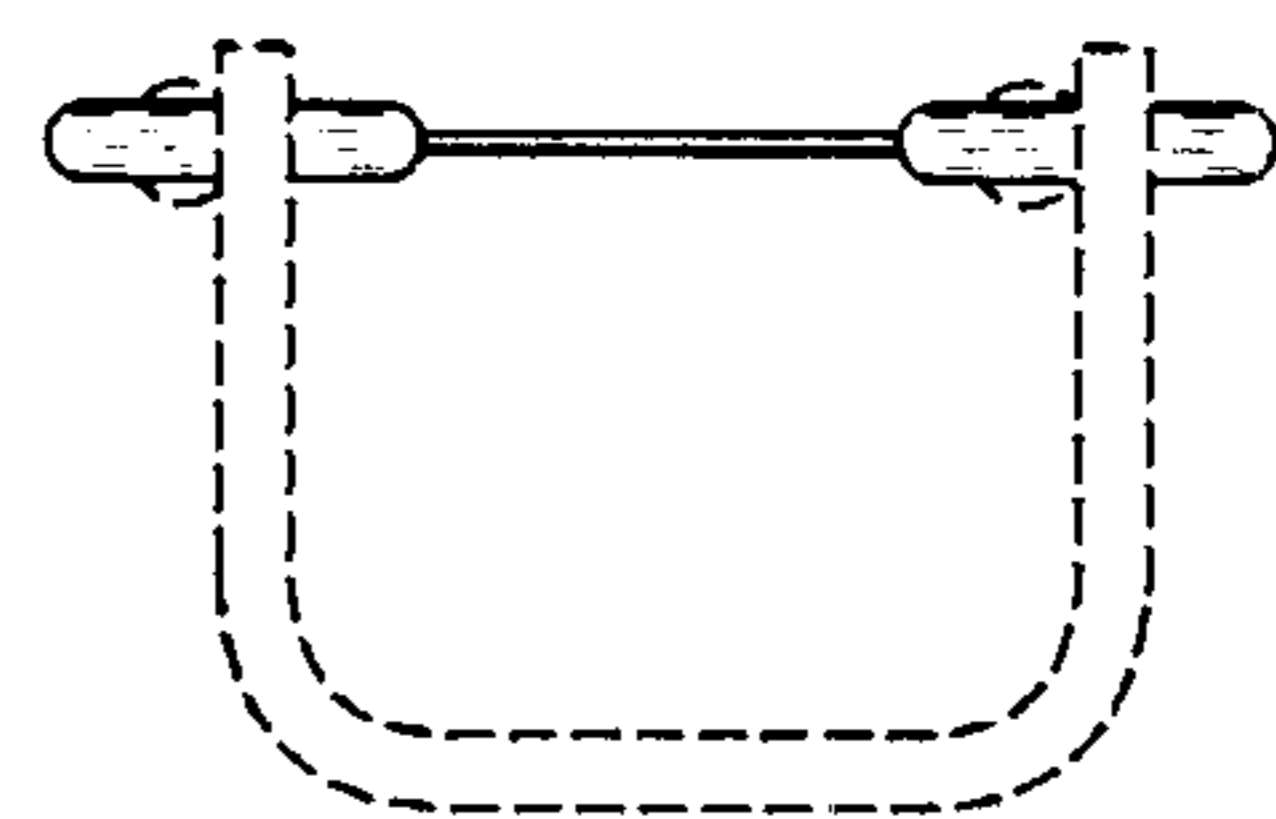


FIG. 5